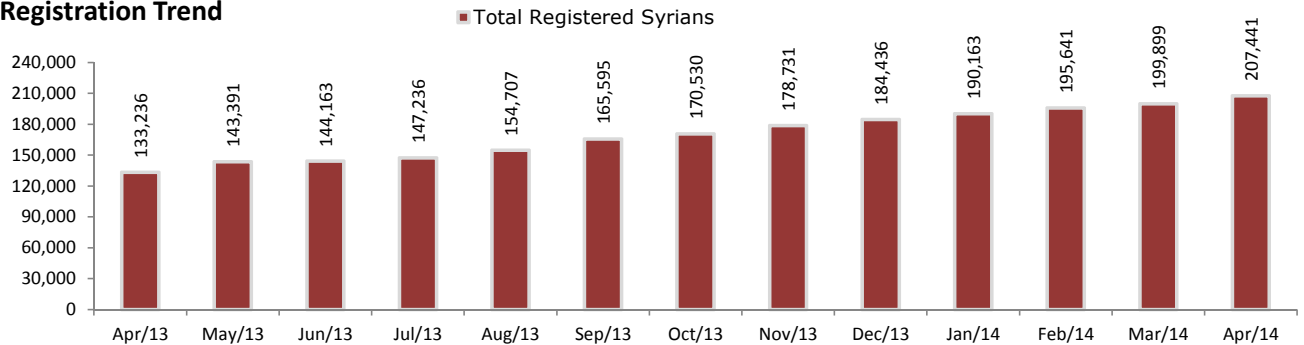




Registration Unit

Total Persons of Concern
Individuals
223,113
Households
79,832

Registration Trend

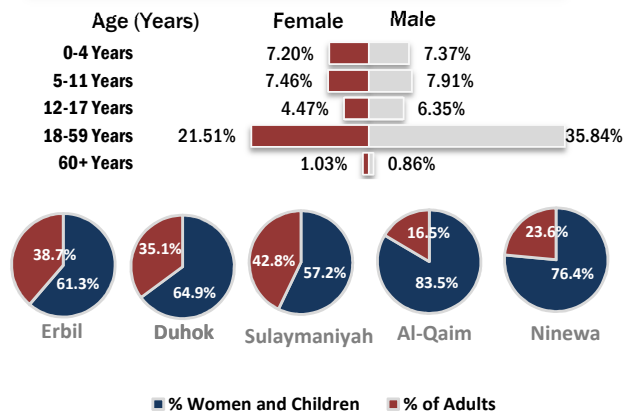


This profile is based on
and
The total is

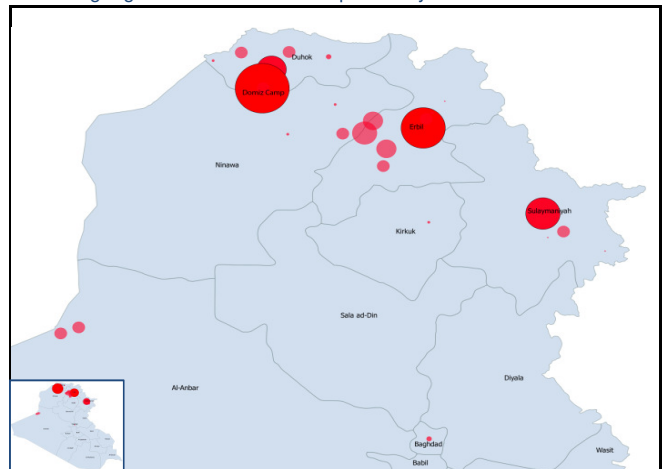
207,441
15,672
223,113

proGres registered individuals
Awaiting registration *
individuals

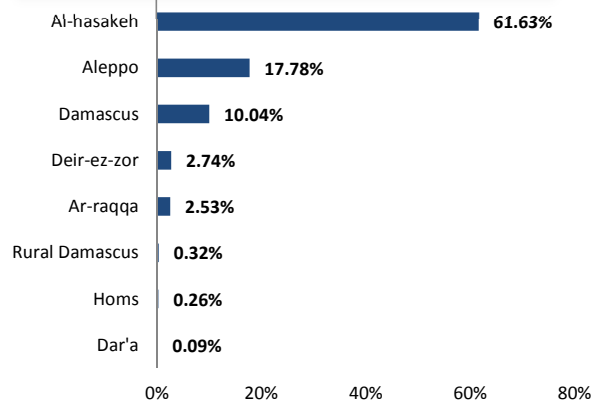
Age and Gender Breakdown



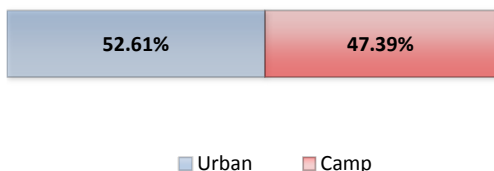
* Awaiting registration refers to those previously fixed as level 1



Place of Origin



Camp and non-camp population comparison



Governorate	Individuals	Households	% Total
Duhok	104,416	35,261	50.34%
Erbil	73,914	28,545	35.63%
Sulaymaniyah	21,694	9,601	10.46%
Anbar	4,711	1,185	2.27%
Mosul	1,210	389	0.58%
Kirkuk	506	168	0.24%
Other	990	399	0.48%
Total Iraq	207,441	75,548	100%

Camps Population			
Camp	Individuals	Households	% Total
Al-Obaidi Camp	1,672	354	1.70%
Akre Settlement	1,392	344	1.42%
Bajid Kandala Transit Camp	2,013	547	2.05%
Domiz Camp	74,201	24,635	75.48%
Gawilan Camp	2,503	657	2.55%
Basirma Camp	413	86	0.42%
Darashakran Camp	6,989	1,485	7.11%
Kawergosk Camp	5,881	1,507	5.98%
Qushtapa Camp	3,244	732	3.30%
Arbat Camp	1	1	0.00%
Total	98,309	30,348	100%