

Registered Syrians in Jordan

Registered since 01 March 2011

31 May 2014

UNHCR Jordan



Total Active Registered Syrians

593,577



498,019

83.9%



Camps

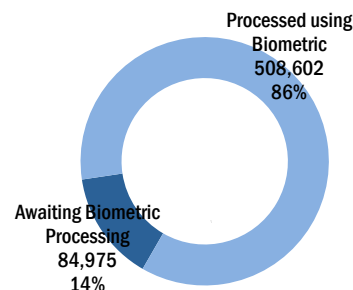
95,558

16.1%

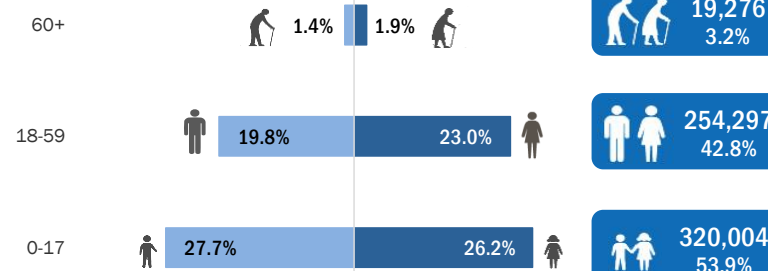
Standard Age and Gender

| Age | 0-4 | 5-11 | 12-17 | 18-35 | 36-59 | 60+ | Total | % |
|--------|---------|---------|--------|---------|--------|--------|---------|-------|
| Female | 58,118 | 59,024 | 38,542 | 89,168 | 47,342 | 11,115 | 303,309 | 51.1% |
| Male | 61,850 | 61,546 | 40,924 | 78,444 | 39,343 | 8,161 | 290,268 | 48.9% |
| Total | 119,968 | 120,570 | 79,466 | 167,612 | 86,685 | 19,276 | 593,577 | 100% |
| | 20.2% | 20.3% | 13.4% | 28.2% | 14.6% | 3.2% | | |

Biometric Statistics (IRIS)



Age-Gender Breakdown



Place of Origin

| | | |
|----------------|---------|-------|
| Dar'a | 277,226 | 46.7% |
| Homs | 96,013 | 16.2% |
| Rural Damascus | 68,759 | 11.6% |
| Damascus | 46,752 | 7.9% |
| Aleppo | 38,043 | 6.4% |
| Hama | 27,953 | 4.7% |
| Idlib | 8,390 | 1.4% |
| Ar-raqqa | 6,781 | 1.1% |
| Al-hasakeh | 3,212 | 0.5% |
| Quneitra | 2,709 | 0.5% |
| Deir-ez-zor | 2,414 | 0.4% |
| Lattakia | 1,052 | 0.2% |
| As-sweida | 744 | 0.1% |
| Tartous | 261 | 0.0% |
| Other | 13,268 | 2.2% |

Specific Needs

| | | |
|--|---------|-------|
| Serious medical condition | 22,490 | 3.8% |
| Specific legal and physical protection needs | 19,174 | 3.2% |
| Woman at risk | 18,481 | 3.1% |
| Child at risk | 13,603 | 2.3% |
| Disability | 10,717 | 1.8% |
| Single parent | 7,510 | 1.3% |
| Unaccompanied or separated child | 4,652 | 0.8% |
| Older person at risk | 3,369 | 0.6% |
| Torture | 2,198 | 0.4% |
| Family unity | 165 | 0.0% |
| Pregnant or lactating | 64 | 0.0% |
| Total | 102,423 | 17.3% |

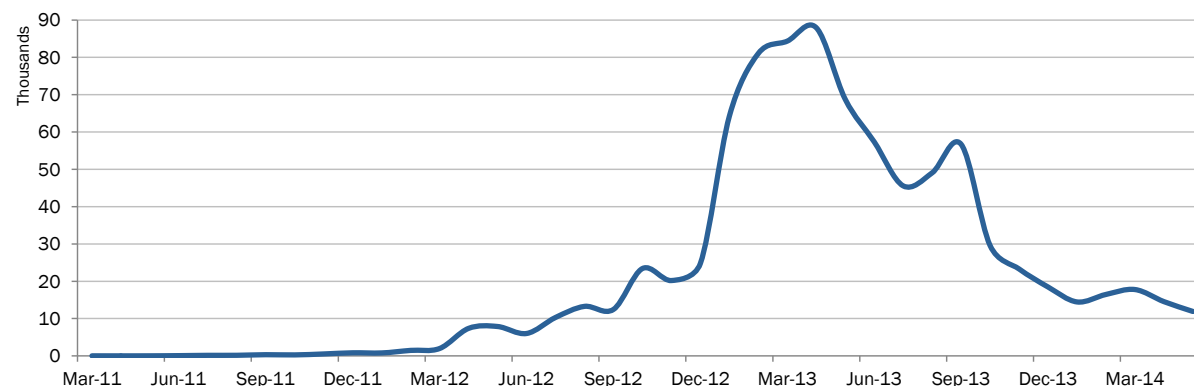
Arrivals

| | | |
|----------|---------|-------|
| Pre-2011 | 7,669 | 1.3% |
| 2011 | 21,869 | 3.7% |
| 2012 | 187,688 | 31.6% |
| 2013 | 322,682 | 54.4% |
| 2014 | 53,669 | 9.0% |

Registration Trend

| | | |
|------|---------|-------|
| 2011 | 2,306 | 0.3% |
| 2012 | 129,896 | 14.9% |
| 2013 | 666,411 | 76.3% |
| 2014 | 75,141 | 8.6% |

Syrian Registration Trend since 01 March 2011



Syrian refugees presence

