

Registered Syrians in Jordan

Registered since 01 March 2011

24 May 2014

UNHCR Jordan



Total Active Registered Syrians

598,360



Urban

495,909

82.9%



Camps

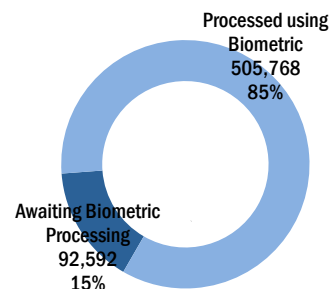
102,451

17.1%

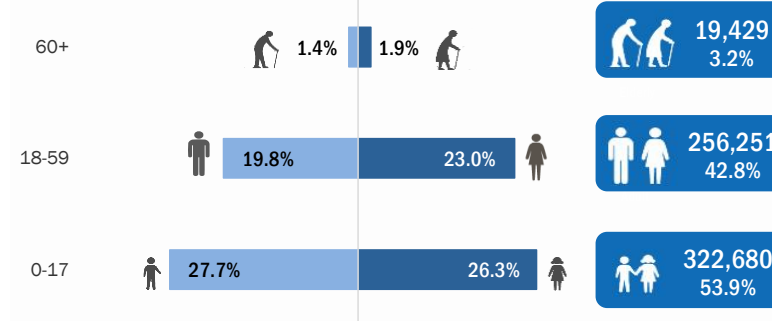
Standard Age and Gender

Age	0-4	5-11	12-17	18-35	36-59	60+	Total	%
Female	58,596	59,503	38,987	89,893	47,864	11,209	306,052	51.1%
Male	62,216	62,031	41,347	78,952	39,542	8,220	292,308	48.9%
Total	120,812	121,534	80,334	168,845	87,406	19,429	598,360	100%
	20.2%	20.3%	13.4%	28.2%	14.6%	3.2%		

Biometric Statistics (IRIS)



Age-Gender Breakdown



Place of Origin

Dar'a	281,025	47.0%
Homs	96,824	16.2%
Rural Damascus	68,771	11.5%
Damascus	46,661	7.8%
Aleppo	37,978	6.3%
Hama	28,192	4.7%
Idlib	8,424	1.4%
Ar-raqqa	6,701	1.1%
Al-hasakeh	3,195	0.5%
Quneitra	2,747	0.5%
Deir-ez-zor	2,400	0.4%
Lattakia	1,055	0.2%
As-sweida	790	0.1%
Tartous	260	0.0%
Other	13,337	2.2%

Specific Needs

Serious medical condition	22,034	3.7%
Specific legal and physical protection needs	18,823	3.1%
Woman at risk	18,268	3.1%
Child at risk	12,843	2.1%
Disability	10,562	1.8%
Single parent	7,211	1.2%
Unaccompanied or separated child	4,641	0.8%
Older person at risk	3,302	0.6%
Torture	2,161	0.4%
Family unity	141	0.0%
Pregnant or lactating	70	0.0%
Total	100,056	16.7%

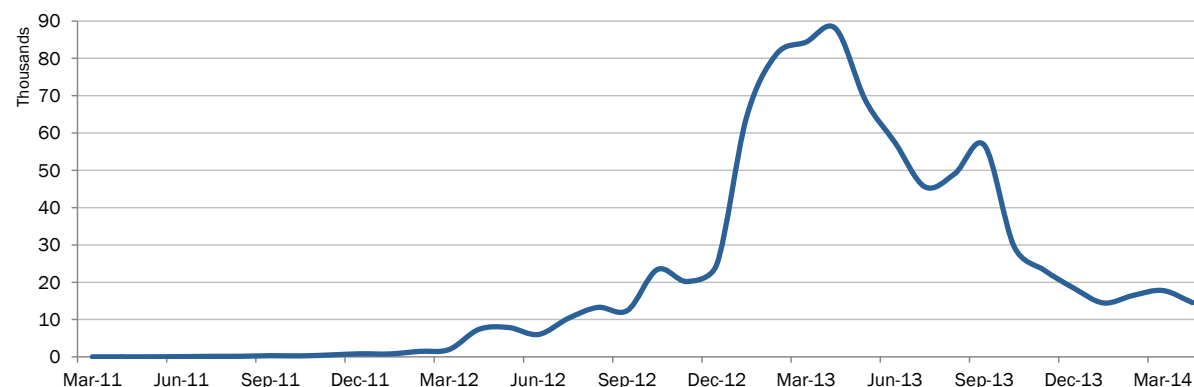
Arrivals

Pre-2011	7,649	1.3%
2011	21,852	3.7%
2012	188,594	31.5%
2013	327,649	54.8%
2014	52,616	8.8%

Registration Trend

2011	2,306	0.3%
2012	129,896	14.9%
2013	666,411	76.4%
2014	73,172	8.4%

Syrian Registration Trend since 01 March 2011



Syrian refugees presence

