

# Middle East Polio Technical Bulletin

EMR: Egypt, Iraq, Jordan, Lebanon, Syria, Palestine, Iran  
EUR: Turkey

Data in WHO as of 14 July 2014 (Week 28) – No. 30



## Situation Update

As of 14 July 2014 :

### Syria

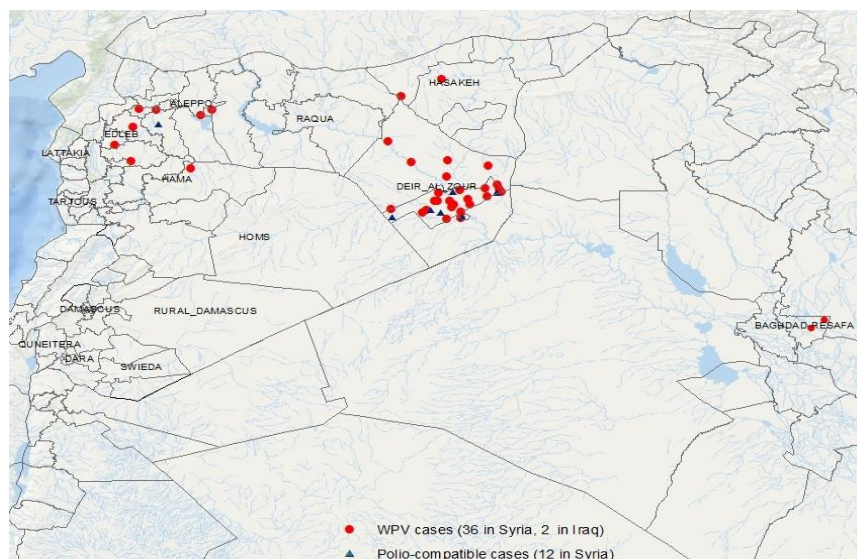
No new WPV1 cases were reported in the past week. The most recent WPV1 case had onset of paralysis on 21 January 2014, from Salamiyah district, Hama governorate. The total number of laboratory confirmed WPV1 cases for 2014 is ONE, and 35 for 2013. The annualized non-polio AFP rate is 3.2 per 100,000 and the proportion of AFP cases with adequate specimens is 90%. The June polio mass vaccination campaign was successfully completed on 19 June; 2,760,242

under-5 children were vaccinated with post-campaign monitoring coverage of 89% by family recall and 80% by finger-marking.

### Iraq:

No new WPV1 cases were reported in the past week. The most recent WPV1 case had onset of paralysis on 7 April 2014 from Mada'in district, Baghdad-Resafa governorate, in a 34-months old, unvaccinated child. Genetic sequencing indicates the virus is most closely related to virus detected in February 2014 in Sha'b district, Baghdad-Resafa governorate. The total number of WPV1 cases for 2014 is TWO.

### Wild poliovirus and Compatible cases in Syrian Arab Republic and Iraq



Note that cases are plotted randomly within the boundaries of districts.

### New cases – Summary:

0

### Outbreak – Summary:

**Total number of confirmed cases-2013: 35**

**Total number of confirmed cases-2014: 3**

**Most recent confirmed case:**  
Mada'in , Baghdad-Resafa Iraq  
7-Apr-14

**Index case:**  
Aleppo, Fardous / 14-Jul-13

**Duration of outbreak:**  
38 weeks

### SIA – Summary:

**Number of SIAs since Index case:**  
8 (8 NIDs) in Syria

**Number of SIAs since last case\*:**  
5 (5 NIDs) in Syria  
2 (1 NIDs, 1 SNIDs) in Iraq

### Extent of outbreak:

Country	Province	No. WPV cases
Syria	ALEPPO	5
	DEIR AL ZOUR	25
	EDLEB	3
	HAMA	1
	HASAKEH	2
Iraq	BAGHDAD-RESAFA	2

\*Includes SIAs within 10 days prior to onset.

# Summary information

As of 14 July 2014

## AFP case information: 2013

		Syria						Iraq		Egypt		Jordan		Lebanon		Palestine (OPT)		Turkey	
		WPV cases		Compatible cases		NP AFP cases		AFP cases		AFP cases		AFP cases		AFP cases		AFP cases		AFP cases	
Age		Nb	%	Nb	%	Nb	%	Nb	%	Nb	%	Nb	%	Nb	%	Nb	%	Nb	%
	0-5 months	3	9%	0	0%	4	3%	18	4%	27	3%	2	6%	1	3%	0	0%	2	1%
	6-23 months	24	69%	11	92%	29	22%	117	26%	377	37%	5	14%	4	12%	10	26%	33	14%
	24-59 months	6	17%	1	8%	41	31%	177	40%	351	35%	16	46%	16	48%	13	34%	71	31%
	60-119 months	2	11%	0	0%	39	29%	96	22%	190	19%	7	20%	8	24%	6	16%	63	27%
	120-179 months	0	0%	0	0%	16	12%	36	8%	62	6%	4	11%	4	12%	9	24%	60	26%
	180+ months	0	0%	0	0%	4	3%	0	0%	0	0%	1	3%	0	0%	0	0%	2	1%
	<b>TOTAL</b>	<b>35</b>		<b>12</b>		<b>133</b>		<b>444</b>		<b>1007</b>		<b>35</b>		<b>33</b>		<b>38</b>		<b>231</b>	
Vaccination status																			
	0 Dose	18	51%	9	75%	7	5%	5	1%	0	0%	1	3%	2	6%	0	0%	19	8%
	1-2 Doses	14	40%	2	17%	12	9%	25	6%	17	2%	0	0%	2	6%	0	0%	66	29%
	3 Doses	2	6%	0	0%	10	8%	42	9%	13	1%	1	3%	5	15%	0	0%	10	4%
	4+ Doses	0	0%	0	0%	98	74%	347	78%	970	96%	24	69%	19	58%	37	97%	136	59%
	Unknown	1	3%	1	8%	6	5%	25	6%	7	1%	9	26%	5	15%	1	3%	0	0%
	<b>TOTAL</b>	<b>35</b>		<b>12</b>		<b>133</b>		<b>444</b>		<b>1007</b>		<b>35</b>		<b>33</b>		<b>38</b>		<b>231</b>	
Gender																			
	M	22	63%	5	50%	74	56%	261	59%	578	57%	22	63%	28	85%	15	39%	138	60%
	F	13	37%	7	50%	59	44%	183	41%	429	43%	13	37%	5	15%	23	61%	93	40%
	<b>TOTAL</b>	<b>35</b>		<b>12</b>		<b>133</b>		<b>444</b>		<b>1007</b>		<b>35</b>		<b>33</b>		<b>38</b>		<b>231</b>	

## AFP case information: 2014

		Syria						Iraq		Egypt		Jordan		Lebanon		Palestine (OPT)		Iran		Turkey	
		WPV cases		Compatible cases		NP AFP cases		WPV cases		NP AFP cases		AFP cases		AFP cases		AFP cases		AFP cases		AFP cases	
Age		Nb	%	Nb	%	Nb	%	Nb	%	Nb	%	Nb	%	Nb	%	Nb	%	Nb	%	Nb	%
	0-5 months	0	0%	0	0%	4	3%	0	0%	12	3%	25	5%	0	0%	1	5%	0	0%	4	1%
	6-23 months	0	0%	0	0%	27	21%	1	50%	107	30%	199	38%	0	0%	4	21%	1	8%	89	21%
	24-59 months	1	100%	0	0%	48	37%	1	50%	138	39%	184	35%	9	47%	5	26%	6	50%	148	35%
	60-119 months	0	0%	0	0%	42	32%	0	0%	71	20%	96	18%	6	32%	4	21%	3	25%	119	29%
	120-179 months	0	0%	0	0%	10	8%	0	0%	23	7%	25	5%	4	21%	5	26%	2	17%	56	13%
	180+ months	0	0%	0	0%	0	0%	0	0%	0	0%	1	0%	0	0%	0	0%	0	0%	1	0%
	TOTAL	1		0		131		2		351		530		19		19		12		417	
Vaccination status																					
	0 Dose	1	100%	0	0%	6	5%	2	100%	7	2%	0	0%	0	0%	0	0%	0	0%	0	0%
	1-2 Doses	0	0%	0	0%	9	7%	0	0%	15	4%	5	1%	2	11%	5	26%	0	0%	12	3%
	3 Doses	0	0%	0	0%	6	5%	0	0%	23	7%	0	0%	0	0%	3	16%	0	0%	14	3%
	4+ Doses	0	0%	0	0%	109	83%	0	0%	285	81%	512	97%	9	47%	11	58%	12	100%	328	79%
	Unknown	0	0%	0	0%	1	1%	0	0%	21	6%	13	2%	8	42%	0	0%	0	0%	63	15%
	TOTAL	1		0		131		2		351		530		19		19		12		417	
Gender																					
	M	1	100%	0	0%	75	57%	1	50%	199	57%	309	58%	12	63%	8	42%	7	58%	235	56%
	F	0	0%	0	0%	56	43%	1	50%	152	43%	221	42%	7	37%	11	58%	5	42%	182	44%
	TOTAL	1		0		131		2		351		530		19		19		12		417	

# Surveillance indicators, 2010 – 2014

Country / Territory	Year	AFP cases reported	Non-polio AFP rate	AFP cases with adequate specimens (%)
Egypt	2010	1151	4.5	95
	2011	1023	4.0	93
	2012	1022	3.9	92
	<b>2013</b>	<b>1007</b>	<b>3.0</b>	<b>92</b>
	<b>2014</b>	<b>530</b>	<b>2.9</b>	<b>91</b>
Islamic Republic of Iran	2010	623	3.3	91
	2011	603	3.1	91
	2012	689	3.5	92
	<b>2013</b>	<b>708</b>	<b>4.0</b>	<b>96</b>
	<b>2014</b>	<b>417</b>	<b>4.3</b>	<b>97</b>
Iraq	2010	489	4.0	87
	2011	530	4.3	89
	2012	467	3.8	90
	<b>2013</b>	<b>444</b>	<b>3.1</b>	<b>84</b>
	<b>2014</b>	<b>353</b>	<b>4.5</b>	<b>89</b>
Jordan	2010	40	1.8	95
	2011	30	1.4	97
	2012	34	1.5	85
	<b>2013</b>	<b>35</b>	<b>1.4</b>	<b>91</b>
	<b>2014</b>	<b>19</b>	<b>1.4</b>	<b>100</b>
Lebanon	2010	19	1.7	47
	2011	22	2.0	45
	2012	24	2.2	50
	<b>2013</b>	<b>33</b>	<b>2.2</b>	<b>45</b>
	<b>2014</b>	<b>19</b>	<b>1.9</b>	<b>58</b>
Palestine (OPT)	2010	15	0.9	100
	2011	17	1.1	100
	2012	21	1.3	95
	<b>2013</b>	<b>38</b>	<b>2.2</b>	<b>95</b>
	<b>2014</b>	<b>12</b>	<b>1.3</b>	<b>100</b>
Syrian Arab Republic	2010	194	2.6	95
	2011	168	2.3	93
	2012	109	1.4	84
	<b>2013</b>	<b>180</b>	<b>1.7</b>	<b>68</b>
	<b>2014</b>	<b>132</b>	<b>3.2</b>	<b>90</b>
Turkey	2010	221	1.1	74
	2011	197	1.0	81
	2012	177	0.9	80
	<b>2013</b>	<b>231</b>	<b>1.2</b>	<b>76</b>
	<b>2014</b>	<b>153</b>	<b>0.9</b>	<b>79</b>

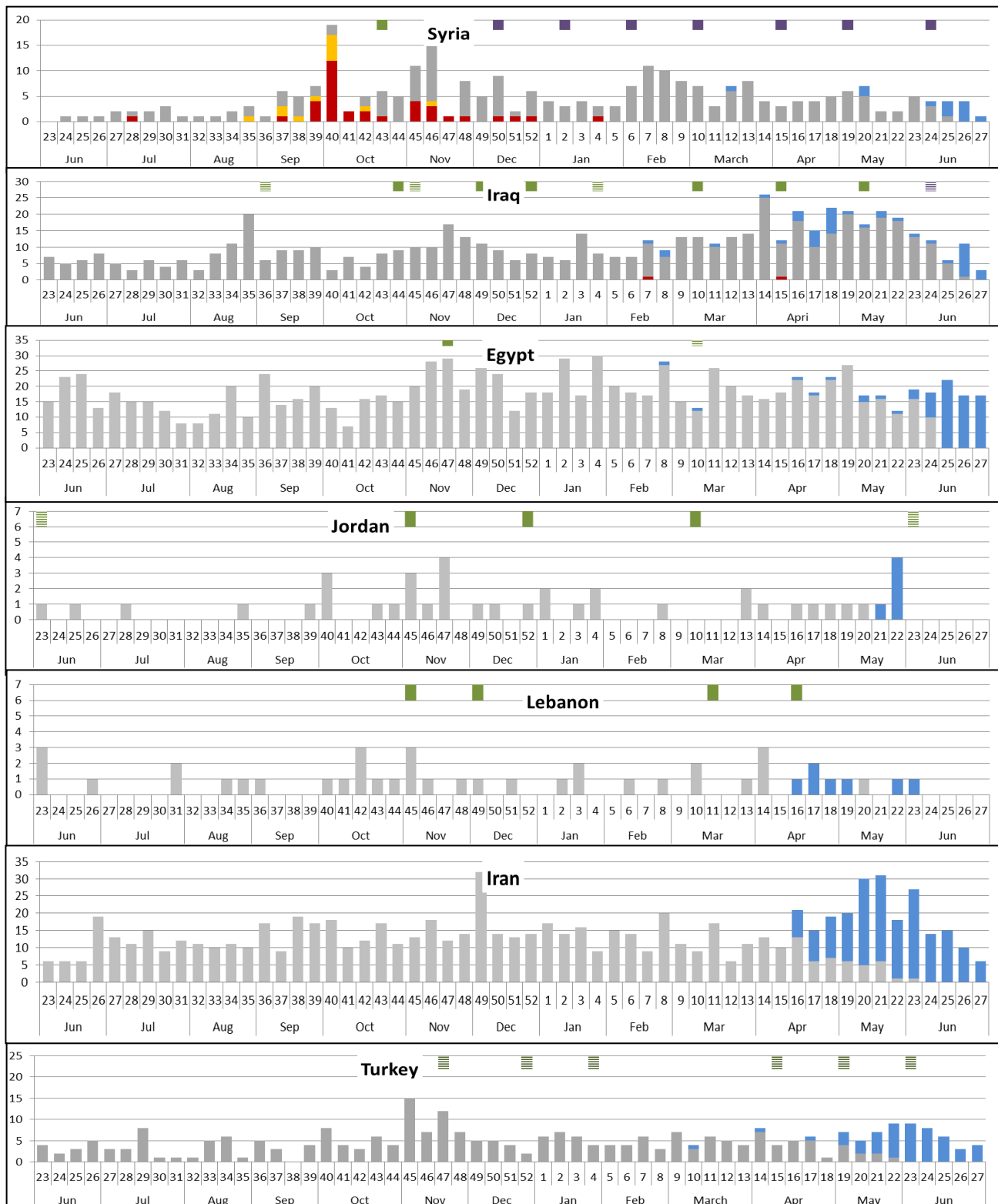
Targets:

NP AFP rate:  $\geq 2$  /100,000 pop<15 years of age per year

Stool adequacy:  $\geq 80\%$  stool samples

# Epidemiological curves

as of 14 July 2014



# Classification of AFP cases by intervention zone, 2013-2014 as of 14 July 2014



Classification of AFP cases by intervention zone, 2013 cases

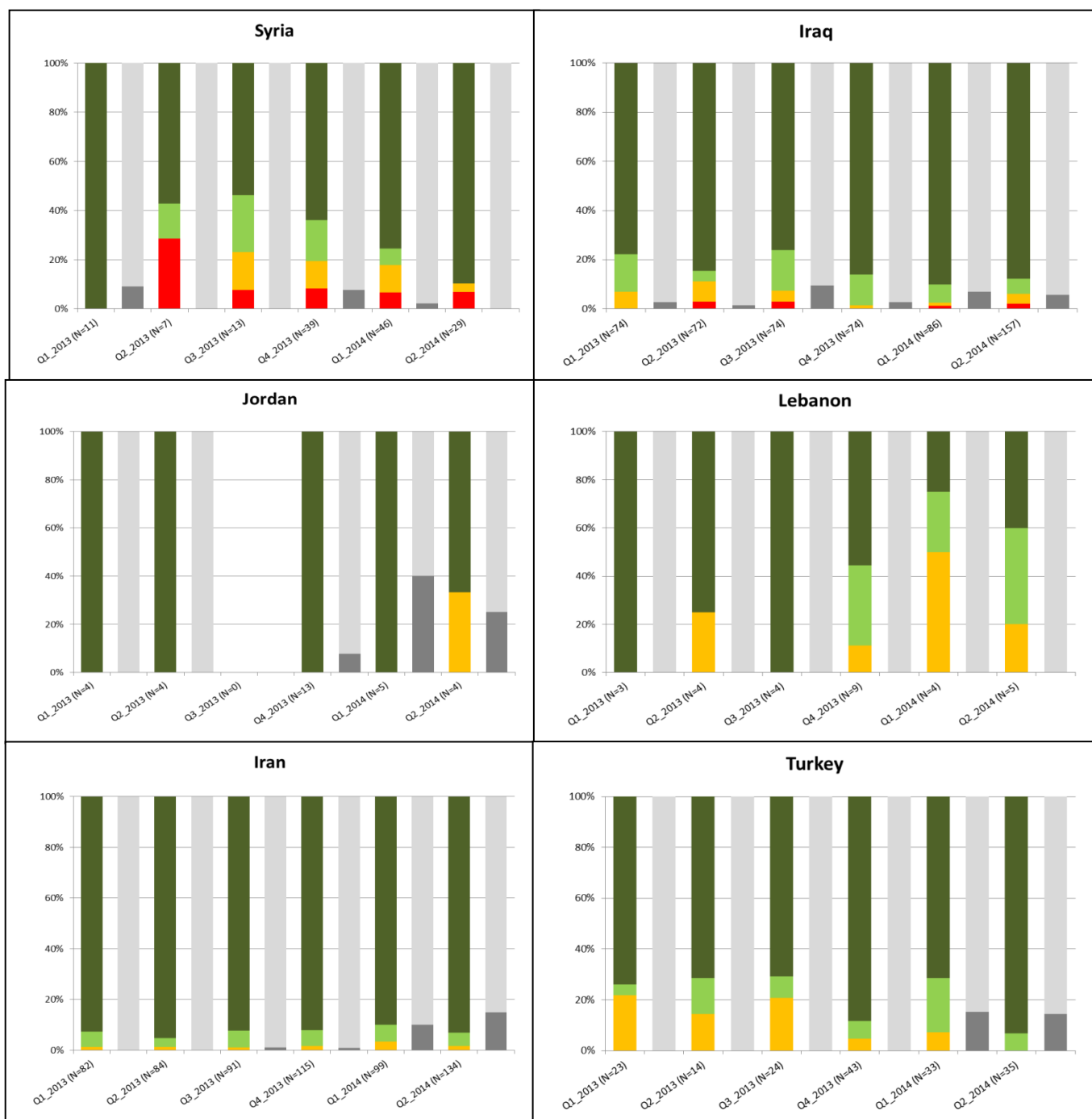
Zones	Country	AFP case classification-2013				Total AFP cases	Annualized (week 52)	
		Wild	Compatible	Discarded	Pending final classification		NP AFP rate	NP AFP cases (expected nb)
1	SYR	35	12	133	0	180	1.7	164
	IRQ	0	0	444	0	444	3.1	288
2	JOR	0	0	35	0	35	1.4	48
	LEB	0	0	32	1	33	2.2	31
	IRN	0	0	707	0	708	4.0	351
	TUR	0	0	231	0	231	1.2	190
	OPT	0	0	38	0	38	2.2	34
	EGY	0	0	1007	0	1007	3.0	645
	Total	35	12	2627	1	2676	2.4	1751

Classification of AFP cases by intervention zone, 2014 cases (as of week 28-2014)

Zones	Country	AFP case classification-2014					Total AFP cases	Annualized (week 28)	
		Wild	Compatible	VDPV	Discarded	Pending final classification		NP AFP rate	NP AFP cases (expected nb)
1	SYR	1	0	0	119	12	132	3.2	82
	IRQ	2	0	0	308	43	353	4.5	157
2	JOR	0	0	0	14	5	19	1.4	27
	LEB	0	0	0	12	7	19	1.9	20
	IRN	0	0	0	236	181	417	4.3	193
	TUR	0	0	0	96	57	153	0.9	102
	OPT	0	0	0	9	3	12	1.3	18
	EGY	0	0	1	453	76	530	2.9	367
	Total	3	0	0	1247	384	1635	3.0	1068

NP/AFP rate for Turkey is calculated using discarded AFP cases .

# Quarterly Vaccination status of NP-AFP cases among children aged 6–59 months, 2013–2014\*



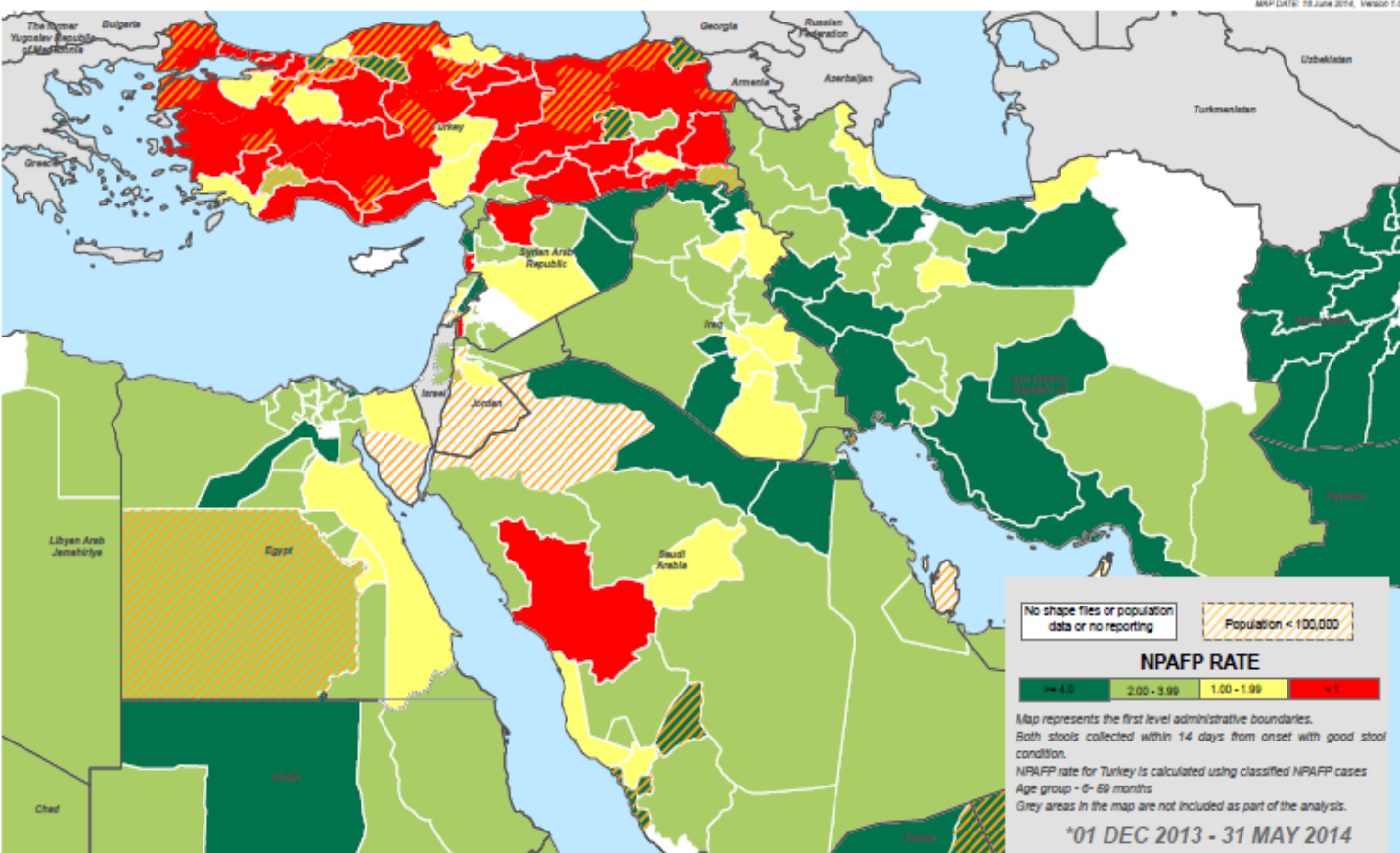
■ AFP cases with Known OPV status ■ AFP cases with Unknown OPV status ■ 4+ Doses ■ 3 Doses ■ 1-2 Doses ■ 0 Dose

Colored bars reflect NPAFP cases with known OPV status (proxy indicator of SIAs/RI quality) . Gray bars reflect all NPAFP cases (splitting known and unknowns shows quality of surveillance)

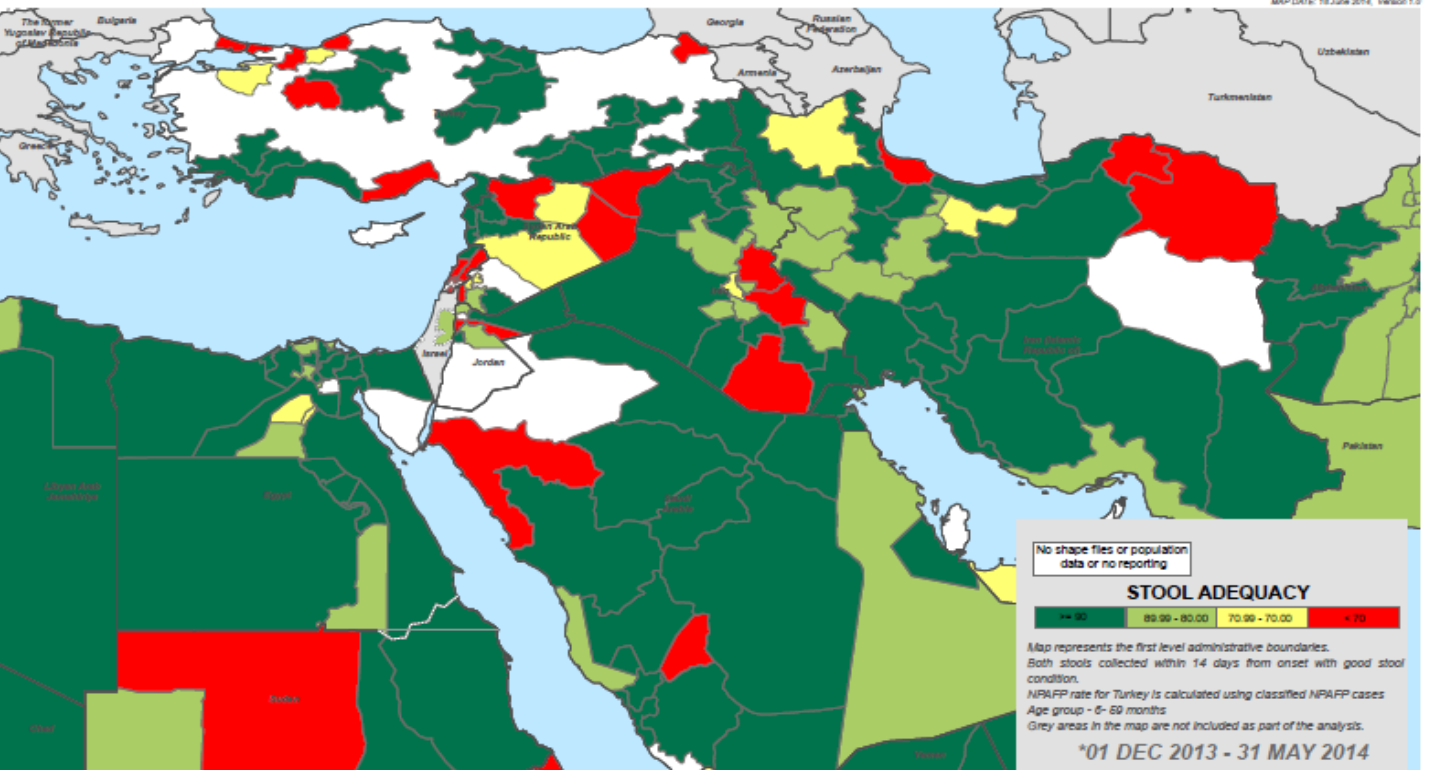
\* Data as of 30 June 2014



# MAP SHOWING SUB-NATIONAL NON POLIO AFP RATE - R6M\*



# MAP SHOWING SUB-NATIONAL STOOL ADEQUACY PERCENTAGE - R6M\*



Map Scale (A3): 1:12,058,637

1 cm = 121 km

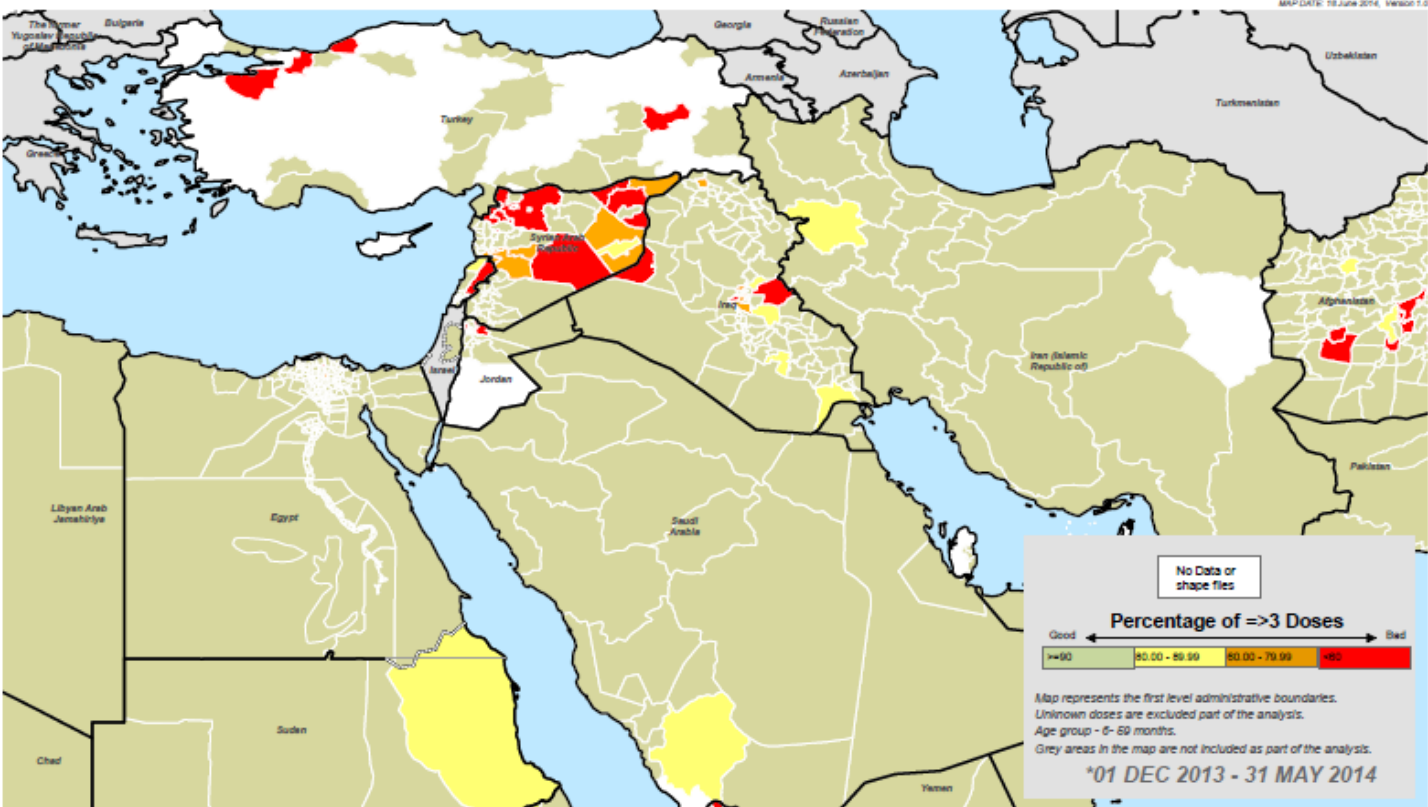
Coordinate System: GCS WGS 1984  
Datum: WGS 1984  
Units: Degrees



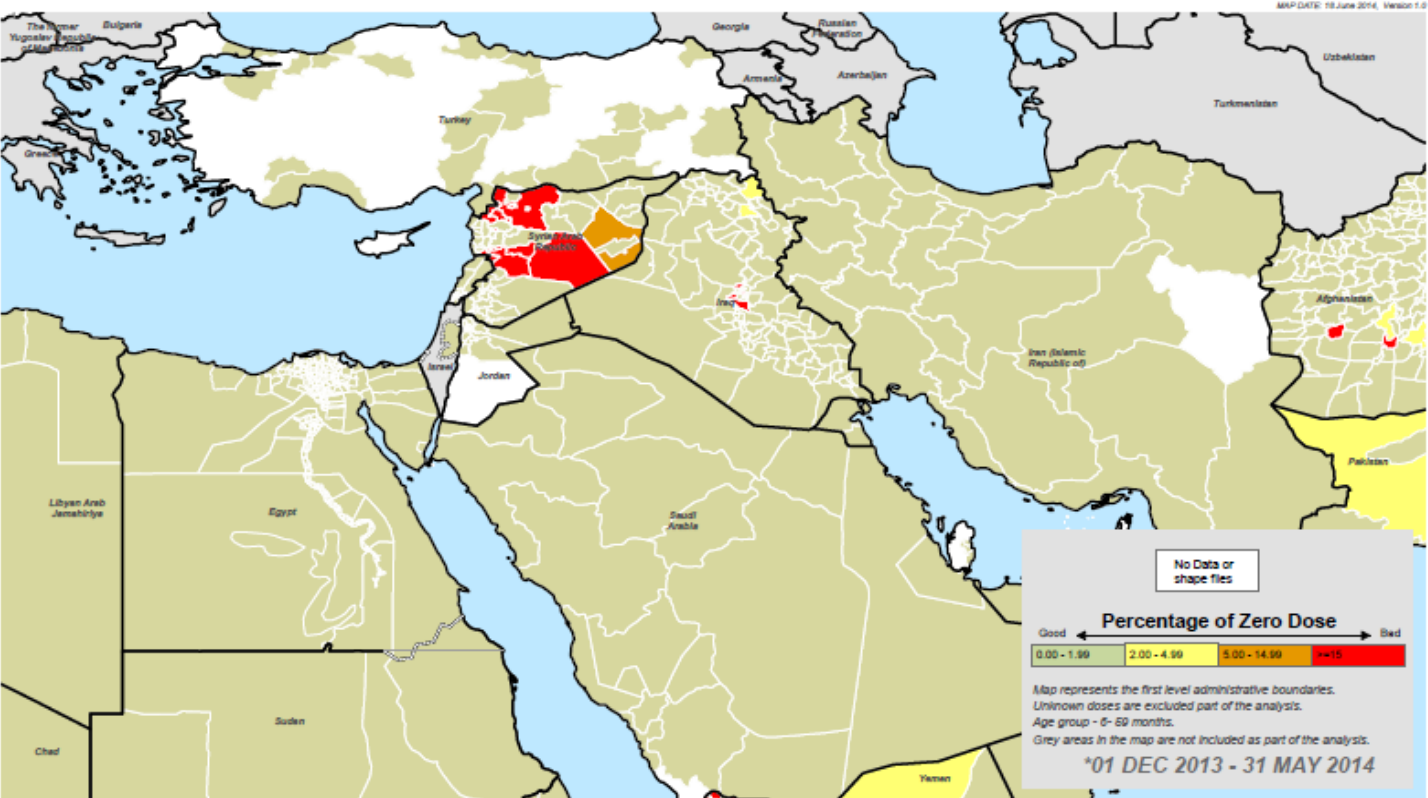
Data Source:  
Admin. Boundary: World Health Organization  
Base Map: ESRI  
Map Production: Public Health Information and Geographic Information Systems (GIS)  
World Health Organization  
Date as on 17 Jun 2014

The boundaries and names shown and the designations used on this map do not imply the expression of any opinion whatsoever on the part of the World Health Organization concerning the legal status of any country, territory, city or area or of its authorities, or concerning the delimitation of its frontiers or boundaries. Dotted and dashed lines on maps represent approximate border lines for which there may not yet be full agreement.

# PERCENTAGE OF NPAFP CASES WITH THREE PLUS DOSES - R6M\*



# PERCENTAGE OF NPAFP CASES WITH ZERO DOSE - R6M\*





# Outbreak Response

## Supplementary Immunization Activities As of 14 July 2014

Country / Territory	Total SIAs completed from Oct 2013		Total SIAs completed in 2014		2013 SIA activities			2014 SIA activities										
	NID	SNID	NID	SNID	Oct	Nov	Dec	Jan	Feb	Mar	Apr	May	Jun	Jul	Aug	Sep	Oct	Nov
Egypt	2		1	1		NID 17-Nov tOPV	NID 29-Dec tOPV			SNID 10-Mar tOPV	NID 6-10 Apr tOPV						NID tOPV	
Iraq	2	1	3	3	NID 21-Oct tOPV	SNID 2-Nov tOPV	NID 1-Dec tOPV	SNID 5-Jan tOPV	SNID 04-Feb tOPV	NID 6-10 Mar tOPV	NID 6-10 Apr tOPV	NID 13-17 May tOPV	SNID 15-19 Jun bOPV		SNID 3-7 Aug/ 10-14 Aug bOPV	NID 14-18 Sep tOPV	NID 19-23 Oct tOPV	
Jordan	2		1	1		NID 2-Nov tOPV	NID 28-Dec tOPV			NID 2-Mar tOPV			SNID 8-12 Jun tOPV		SNID 10-13 Aug tOPV		NID 19-23 Oct tOPV	NID 23-27 Nov tOPV
Lebanon	2		2			NID 8-Nov tOPV	NID 6-Dec tOPV			NID 10-15 Mar tOPV	NID 14-19 Apr tOPV			SNID tOPV	SNID tOPV	SNID bOPV	NID tOPV	NID tOPV
Syria	2		6		NID 24Oct-21 Nov tOPV		NID 8-Dec bOPV	NID 5-Jan bOPV	NID 2-Feb bOPV	NID 2-6 Mar bOPV	NID 6-10 Apr bOPV	NID 4-8 May bOPV	NID 15-19 June tOPV		SNID 31 Aug-5 Sep bOPV		NID 19-23 Oct bOPV	NID 23-27 Nov bOPV
Turkey		2		4		SNID 18-24 Nov tOPV	SNID 23-29 Dec tOPV		SNID 17-23 Feb tOPV		SNID 7-13 Apr tOPV	SNID 21-27 May tOPV	SNID 5-11 Jun tOPV				SNID tOPV	SNID tOPV
Palestine (OPT)	1		1				NID 8-Dec tOPV	NID 12-Jan tOPV									NID tOPV	NID tOPV
<div> <div>SNID</div> <div>Completed activity</div> </div>																		
<div> <div>NID</div> <div>Ongoing or Planned activities</div> </div>																		

Country	Number of children vaccinated								Post-campaign monitoring (Recall)							
	Nov-13	Dec-13	Jan-14	Feb-14	Mar-14	Apr-14	May-14	Jun-14	Nov-13	Dec-13	Jan-14	Feb-14	Mar-14	14-Apr	May-14	Jun-14
Syria	2 432 751	2 246 762	2 532 476	2 745 554	2 919 682	2 913 640	2 808 497	2 760 242	ND	79%	88%	88%	93%	92%	91%	89%
Jordan	1 138 285	915 420			1 084 776				94%	76%			88%			
Lebanon	580 770	589 054			492 706	549 768			90%	78%			ND	78%		
Iraq	1 208 087	4 846 158	649 105	235 366	5 372 156	5 840 387	5 891 348	1 507 804	ND	ND	ND			92%	93%	96%*
Egypt	14 226 411	14 387 578			68 770	#####			ND	ND						
Turkey	1 148 918	1 388 103		352 002		642 265	569 871			ND						
Palestine (OPT)		639 481	655 236							ND	ND					
<b>Total</b>	<b>20 735 222</b>	<b>25 012 556</b>	<b>3 836 817</b>	<b>3 332 922</b>	<b>9 938 090</b>	<b>24 725 801</b>	<b>9 269 716</b>	<b>4 268 046</b>								
<div> <div>ND</div> <div>Not done</div> </div>																
<div> <div>*</div> <div>Only in Baghdad-Resafa and Baghdad-Karkh Governorates</div> </div>																