

Total Active Registered Syrians

607,782


Urban

510,534
84.0%

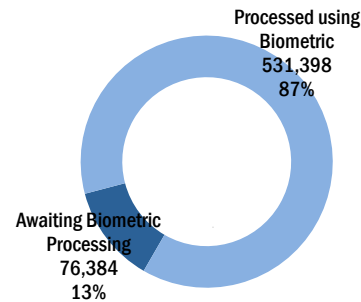

Camps

97,248
16.0%

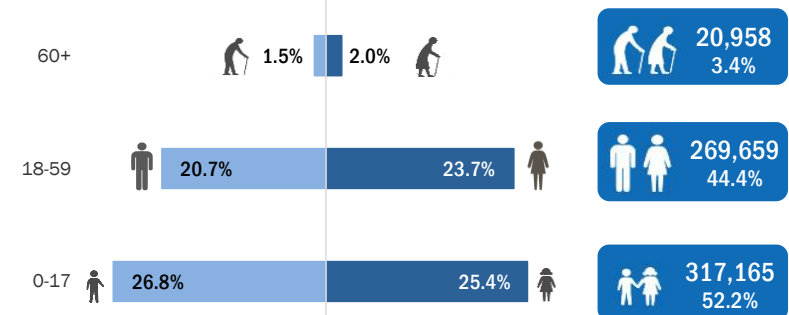
Standard Age and Gender

Age	0-4	5-11	12-17	18-35	36-59	60+	Total	%
Female	51,612	62,606	40,006	93,682	50,168	12,089	310,163	51.0%
Male	54,785	65,539	42,617	83,789	42,020	8,869	297,619	49.0%
Total	106,397	128,145	82,623	177,471	92,188	20,958	607,782	100%
	17.5%	21.1%	13.6%	29.2%	15.2%	3.4%		

Biometric Statistics (IRIS)



Age-Gender Breakdown



Place of Origin

Dar'a	283,073	46.6%
Homs	98,000	16.1%
Rural Damascus	71,297	11.7%
Damascus	47,655	7.8%
Aleppo	40,957	6.7%
Hama	28,685	4.7%
Idleb	9,076	1.5%
Ar-raqqa	7,614	1.3%
Al-hasakeh	3,545	0.6%
Quneitra	2,840	0.5%
Deir-ez-zor	2,644	0.4%
Lattakia	1,094	0.2%
As-sweida	814	0.1%
Tartous	291	0.0%
Other	10,197	1.7%

Specific Needs

Serious medical condition	24,600	4.0%
Specific legal and physical protection needs	21,267	3.5%
Woman at risk	19,821	3.3%
Child at risk	17,608	2.9%
Disability	11,566	1.9%
Single parent	9,138	1.5%
Unaccompanied or separated child	4,937	0.8%
Older person at risk	3,685	0.6%
Torture	2,418	0.4%
Family unity	202	0.0%
Pregnant or lactating	10	0.0%
Total	115,252	19.0%

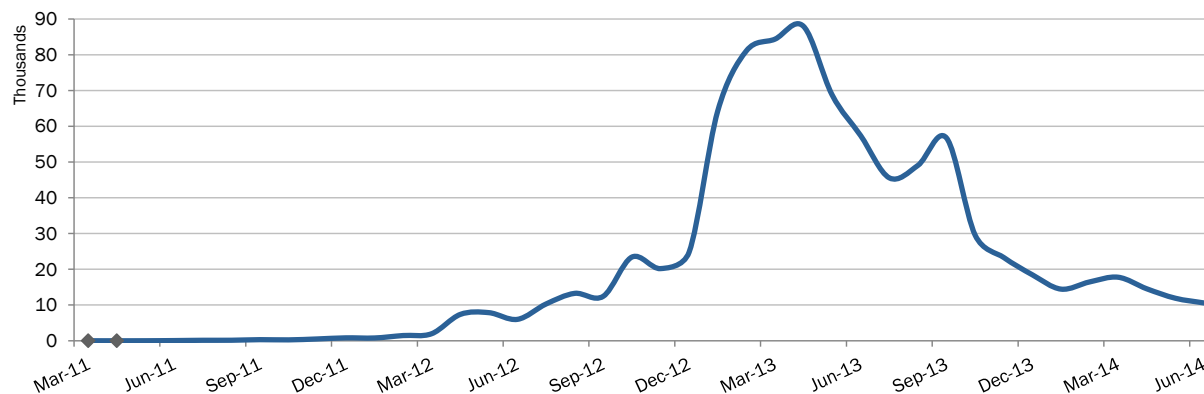
Arrivals

Pre-2011	8,458	1.4%
2011	22,143	3.6%
2012	188,038	30.9%
2013	323,985	53.3%
2014	65,158	10.7%

Registration Trend

2011	2,306	0.3%
2012	129,896	14.6%
2013	666,411	75.0%
2014	89,786	10.1%

Syrian Registration Trend since 01 March 2011



UNHCR Registered Syrians

