



SECOND QUARTER 2014

Funding Status

44% - 450\$m

of the total requested funds have been received

Total Requested (USD)

1,014,530,914

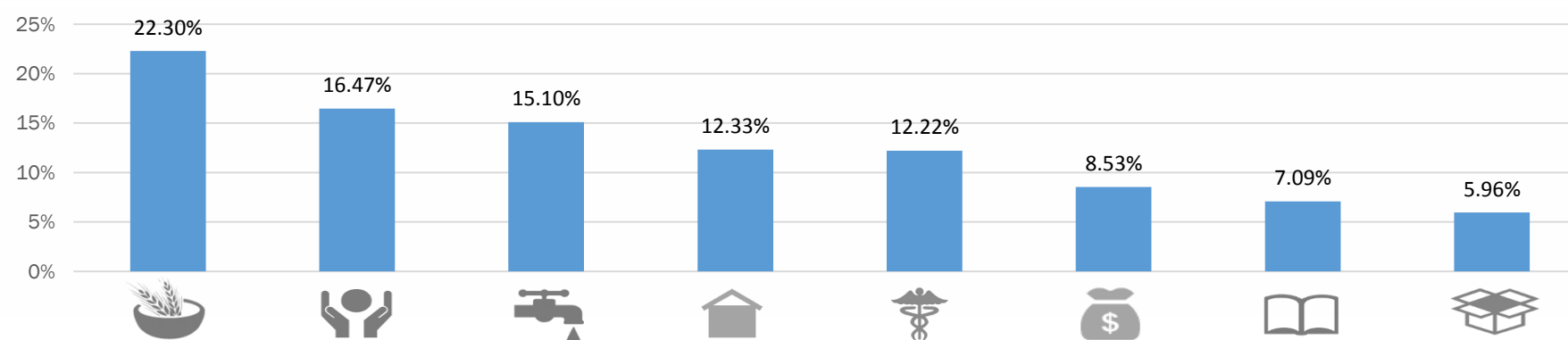
Funds Received (USD)

449,970,146

Requested but not funded (USD)

564,560,768

Distribution of received funds across Sectors



Distribution of received funds per Sector

Sector	Total Required (in USD)	Received (in USD)	% Received
FOOD	\$286,984,609	\$100,323,228	35.0%
PROTECTION	\$149,038,987	\$74,106,897	49.7%
WASH	\$122,140,757	\$31,922,101	26.1%
SHELTER	\$120,607,339	\$54,976,099	45.6%
HEALTH	\$94,877,368	\$38,402,358	40.5%
CASH	\$93,881,249	\$67,963,334	72.4%
EDUCATION	\$73,772,698	\$55,478,034	75.2%
NFI	\$73,227,908	\$26,798,095	36.6%
Grand Total	\$1,014,530,914	\$449,970,146	44.4%

Participating Agencies

63 Requested
49 Reported (96% of total appeal)
14 Not Reported (4% of total appeal)

Disclaimer: The above includes information reported by partners at the Jordan level. Regional and other un-earmarked contributions, not yet reflected here, may also benefit the RRP6 in Jordan.

For more information, contact: tyler@unhcr.org, rehmank@unhcr.org

Agencies without funding

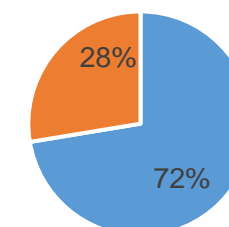
13 Agencies
 without
 funding

NGO
9

UN
4

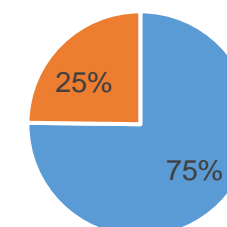
Note: No direct funds received by these agencies from donors under RRP6.

CASH



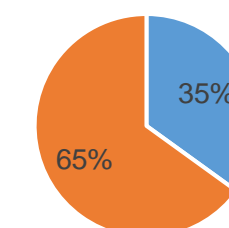
Received Requested

EDUCATION



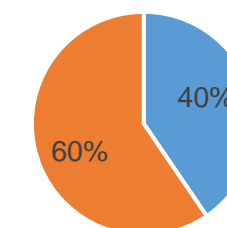
Received Requested

FOOD



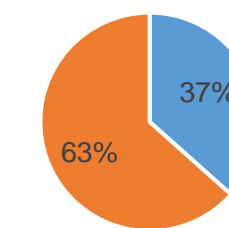
Received Requested

HEALTH



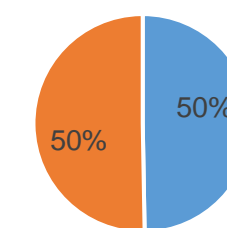
Received Requested

NFI



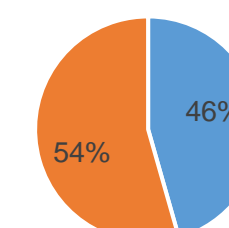
Received Requested

PROTECTION



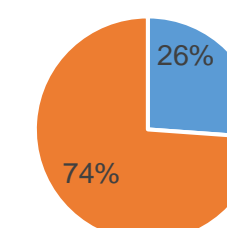
Received Requested

SHELTER



Received Requested

WASH



Received Requested