



Registration Unit

**Total Persons of Concern**

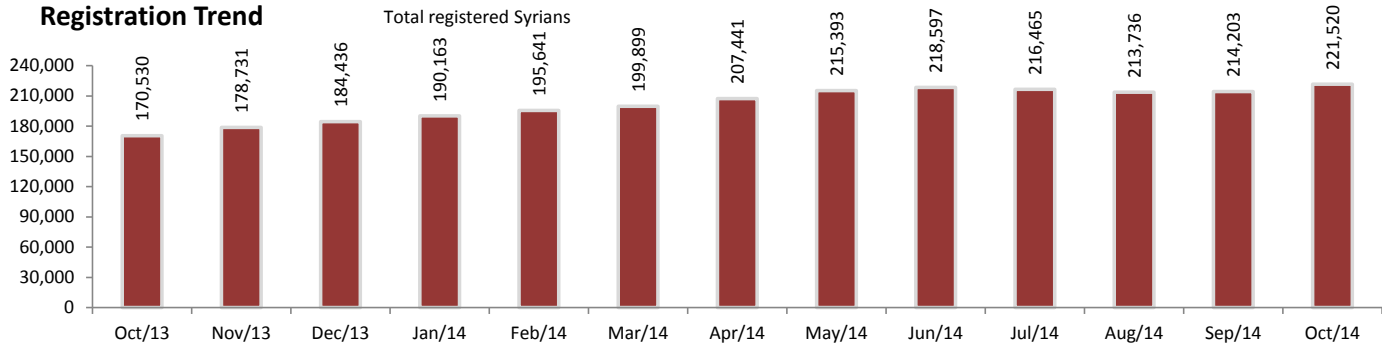
Individuals

222,468

Households

78,862

## Registration Trend

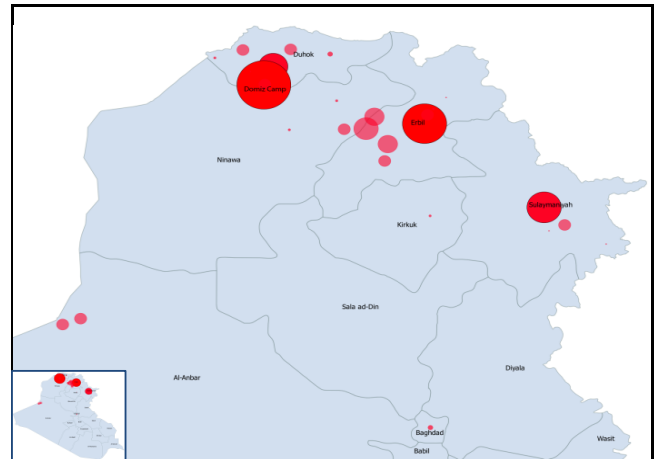
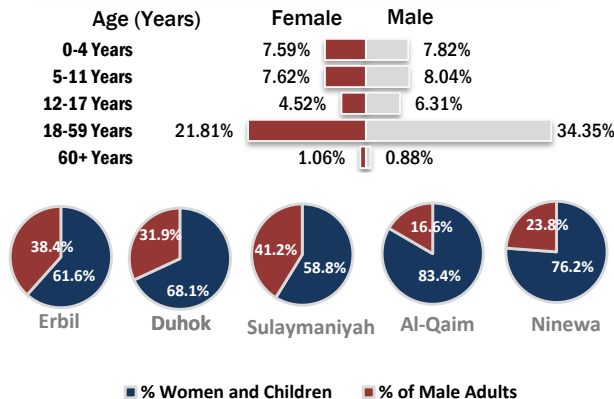


This profile is based on  
and  
The total is

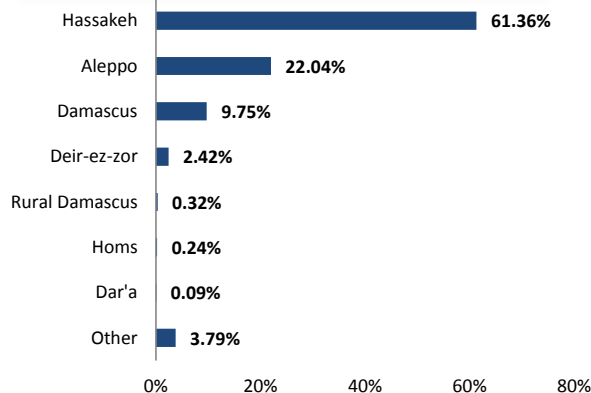
**221,520**  
**948**  
**222,468**

proGRES registered individuals  
Awaiting registration \*  
individuals

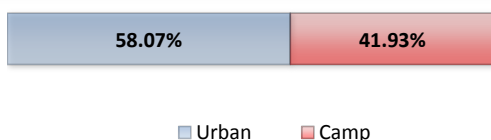
## Age and Gender Breakdown



## Place of Origin



## Camp and non-camp population comparison



Governorate	Individuals	Households	% Total
Duhok	98,160	30,302	44.31%
Erbil	92,166	35,692	41.61%
Sulaymaniyah	23,244	10,093	10.49%
Anbar	4,526	1,149	2.04%
Ninewa	1,339	438	0.60%
Kirkuk	652	224	0.29%
Baghdad	401	224	0.18%
Other	1,032	456	0.47%
<b>Total Iraq</b>	<b>221,520</b>	<b>78,578</b>	<b>100%</b>

Camps Registered Population			
Camp	Individuals	Households	% Total
Al-Obaidi Camp	1,536	322	1.65%
Akre Settlement	1,329	313	1.43%
Domiz Camp	53,912	16,775	58.04%
Gawilan Camp	7,661	1,977	8.25%
Basirma Camp	3,374	811	3.63%
Darashakran Camp	8,051	1,700	8.67%
Kawergosk Camp	9,490	2,539	10.22%
Qushtapa Camp	5,026	1,276	5.41%
Arbat Camp*	2,507	660	2.70%
<b>Total</b>	<b>92,886</b>	<b>26,373</b>	<b>100%</b>

\* Awaiting registration in Arbat camp only.

From 16 June 2014, as Al-Obaidi Camp became inaccessible to UN agencies and other humanitarian staff, the camp registered population figure is not updated.