

THIRD QUARTER 2014

Funding Status

60% - 612\$m

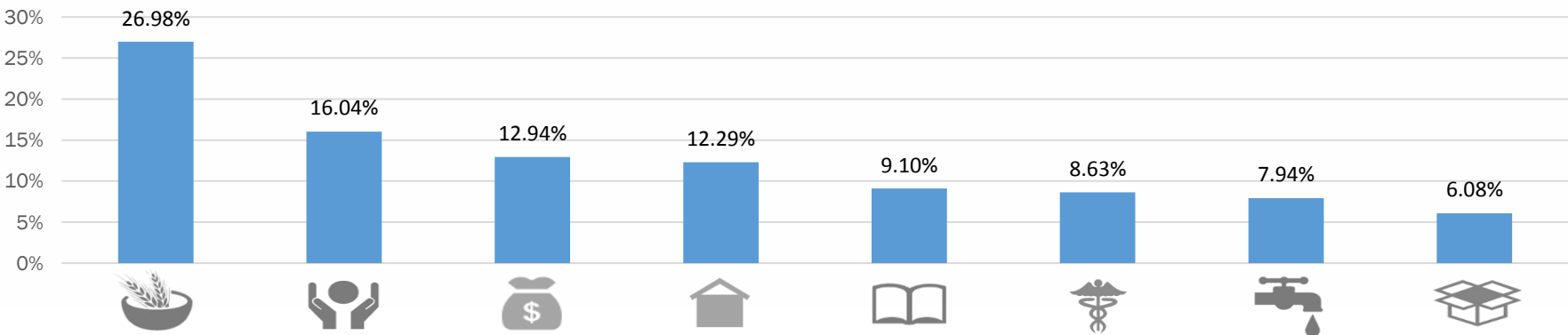
of the total requested funds have been received

Total Requested (USD) 1,014,530,914

Funds Received (USD) 612,520,825

Requested but not funded (USD) 402,010,089

Distribution of received funds across Sectors



Distribution of received funds per Sector

Sector	Total Required (in USD)	Received (in USD)	% Received
FOOD SECURITY	\$286,984,609	\$165,254,895	57.6%
PROTECTION	\$149,038,987	\$98,245,497	65.9%
WASH	\$122,140,757	\$48,636,652	39.8%
SHELTER	\$120,607,339	\$75,288,292	62.4%
HEALTH	\$94,877,368	\$52,876,026	55.7%
CASH	\$93,881,249	\$79,259,033	84.4%
EDUCATION	\$73,772,698	\$55,749,421	75.6%
NFI	\$73,227,908	\$37,211,009	50.8%
Grand Total	\$1,014,530,914	\$612,520,825	60.4%

Participating Agencies (Reporting Status in 3rd Quarter)

63 Requested
50 Reported (97% of total appeal)
13 Not Reported (3% of total appeal)

Disclaimer: The above includes information reported by partners at the Jordan level. Regional and other un-earmarked contributions, not yet reflected here, may also benefit the RRP6 in Jordan.

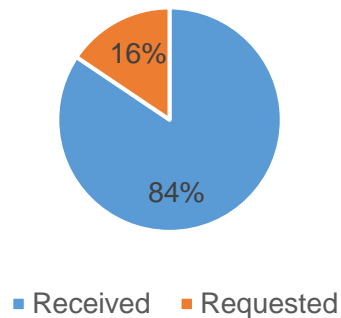
For more information, contact: tyler@unhcr.org, rehmank@unhcr.org

Agencies without funding

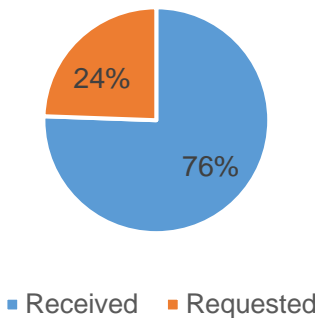
13 Agencies without funding
9 NGO 4 UN

Note: No direct funds received by these agencies from donors under RRP6.

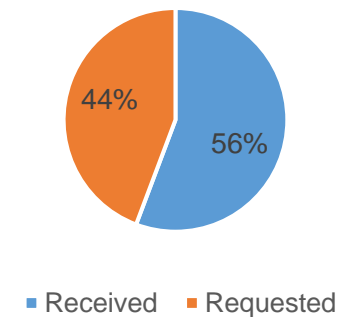
CASH



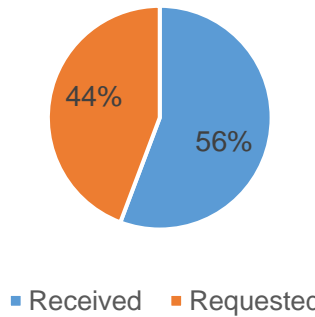
EDUCATION



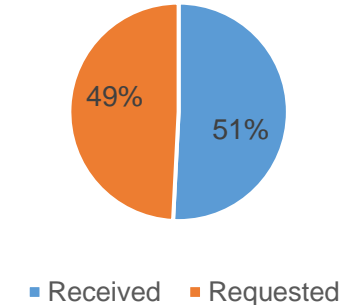
FOOD



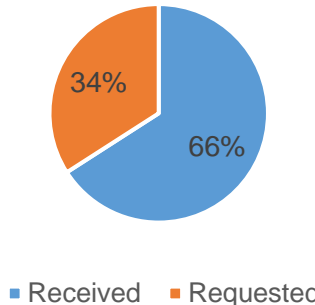
HEALTH



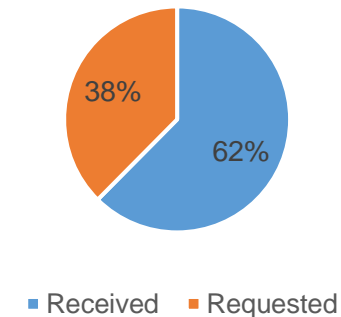
NFI



PROTECTION



SHELTER



WASH

