

JORDAN — Winterization — 2014/2015

As of 12 January 2015

http://bit.ly/winterization_JO_201415



OVERVIEW WINTERIZATION IN URBAN AREAS



Implementation to date

37,321 Families Assisted
(146,009 Individuals)

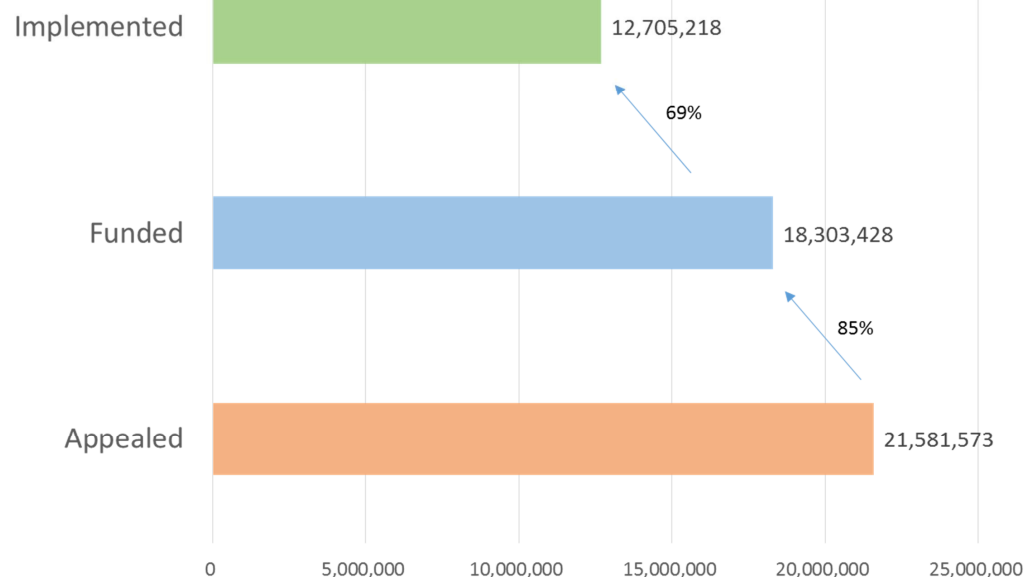


Appeal

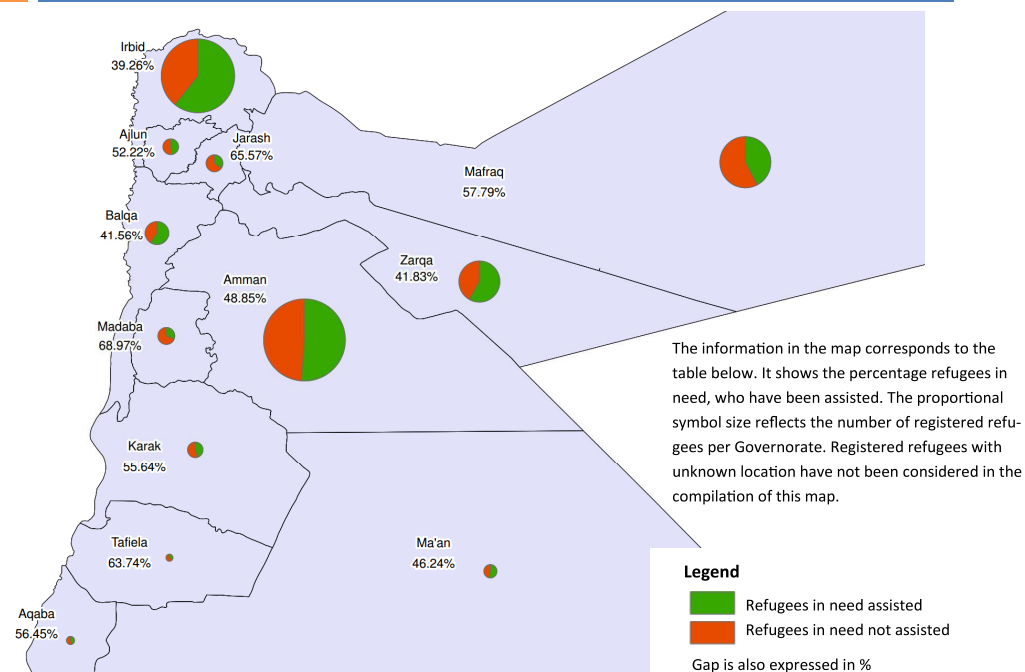
21.6 million USD
85% Funded



FUNDING IN URBAN (IN US\$)

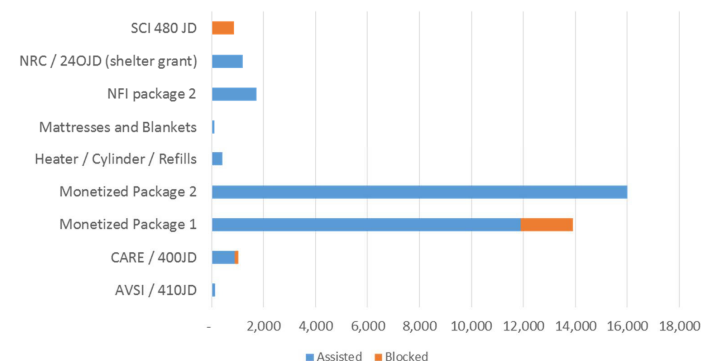


COVERAGE — WINTERIZATION INTERVENTIONS



URBAN RESPONSE BY TYPE (SOURCE: WINTERIZATION MODULE)

Assistance Delivered and Assistance Programmed
("assisted" and "blocked" - # of families)





OVERVIEW OF DISTRIBUTIONS BY GOVERNORATE, ORGANIZATION AND ASSISTANCE TYPE

SOURCE: WINTERIZATION MODULE – QUERIED 12 JAN 2015

DATA IS DISPLAYED BY NUMBER OF FAMILIES – PLEASE SEE ADDITIONAL NOTES BELOW

	AVSI	Care	DRC	GRC	ICMC	LWF	NICCOD	NRC	PU-AMI	SCI	UNHCR		UNHCR Total	Partners		Partner Total	Grand Total
	AVSI / 4101D	CARE / 4001D	Monetized Package 1	NFI winter package for cases not	Heater / Cylinder / Refills	NFI winter package for cases not	Mattresses and Blankets	NRC / 2401D (Shelter)	Monetized Package 1	SCI 480 JD	Monetized Package 1	Monetized Package 2		Monetized Package 1	Monetized Package 2		
Ajloun	6	46	1	2	49	39	7	21	8	5	452	237	689	1	4	5	878
Amman	4	463	413		10	86	6	14	137	175	4,893	4,658	9,551	3	10	13	10,872
Aqabah		1				1				1	51	49	100				103
Balqa		39	54	3	2	21		6		3	738	434	1,172		4	4	1,304
Irbid		322	8	385	139	725		1,643	4	420	3,404	4,879	8,283	60	463	523	12,452
Jerash		15			71	15		26		4	408	107	515	1	2	3	649
Karak						3				3	341	347	688				694
Maan		3				3			1	42	159	269	428				477
Madaba	38	6				3		1	4	52	150	201	351				455
Mafraq		131	3	3	217	896		16	2	43	1,064	2,397	3,461	43	180	223	4,995
Tafilah		5			5	6		1	1	37	46	38	84		2	2	141
Unknown					1	1					3	2	5				7
Zarqa	85	205	7		7	65	210	10	131	128	1,763	1,675	3,438	1	7	8	4,294
Total	133	1236	486	393	501	1864	223	1738	288	913	13,472	15,293	28,765	109	672	781	37,321

Notes:

- Distribution numbers are based on UNHCR Asylum-Seeker Certificate and were extracted from the winterization module on 12 Jan 2015
- Location data is based on the most recent UNHCR registration data and NOT the organizations distribution data
- The breakdown by assistance package does not include the UNICEF winterization package for non-camp refugees. The package does not feature in the module at present, but the delivery of an 18JD winterization supplement to 37,847 children was closely coordinated with the winterization task force.
- Some partners have opted to keep their winterization support anonymous for protection reasons
- Packages meeting or fulfilling the inter-agency minimum standard are highlighted in **orange**
- Duplicate families or families which have been inactivated since the distribution have not been discarded in this in order to reflect each organizations' efforts in urban areas
- On the other hand, families who have moved to camps since the distribution are not counted in this overview.



OVERVIEW OF ORGANIZATIONS BY GOVERNORATE & FUNDING STATUS

SOURCE: WINTERIZATION TASK FORCE – UPDATED 11 JAN 2015

3W – Winterization Partners [non-camp]			
	In-kind	Monetized	Shelter (SoK)
Ajlun	ICMC, UNICEF	UNHCR, SCI	
Amman	CARITAS, CARE, UNICEF, Muslim Aid	CARE, PU-AMI, UNHCR, SCI, DRC	PU-AMI
Aqaba	UNICEF	UNHCR	
Balqa	CARITAS, UNICEF, OXFAM, Muslim Aid	PUAMI, UNHCR, SCI	PU-AMI
Irbid	CARE, CARITAS, IRC, JRCS/GRC, ICMC, UNICEF, LWF, ACTED, IRW	CARE, IRC, UNHCR, SCI, NRC	
Jerash	ICMC, UNICEF, ACTED	PUAMI, UNHCR, SCI	PUAMI
Karak	CARITAS, UNICEF	UNHCR, SCI	
Maan	UNICEF	UNHCR	
Madaba	CARITAS, UNICEF	AVSI, UNHCR, SCI	
Mafrq	CARITAS, CARE, IRC, , ICMC, UNICEF, Action Aid, LWF, ACTED, IRW, DAY, Muslim Aid	CARE, IRC, UNHCR, SCI	
Tafileh	UNICEF	UNHCR, SCI	
Zarqa	CARITAS, CARE, OXFAM, NICCOD, UNICEF, Action Aid, ACTED, Muslim Aid	CARE, AVSI, PU-AMI UNHCR, SCI	PU-AMI

	Funding Update (in USD)				
	Appealed	Funded	Implemented	% of appeal received	% received funds, which are implemented
CARE	2,199,366	961,221	257,507	43.70%	26.79%
Caritas	722,000	722,000	250,000	100.00%	34.63%
DRC	608,000	608,000		100.00%	0.00%
ICMC	430,000	223,000	223,000	51.86%	100.00%
OXFAM	478,000	478,000		100.00%	0.00%
UNHCR	10,080,000	10,080,000	10,080,000	100.00%	100.00%
IRW	460,670	460,670		100.00%	0.00%
IRC	469,900	469,900	469,900	100.00%	100.00%
NICCOD	253,259	253,259	45,304	100.00%	17.89%
UNICEF	900,000	900,000	681,246	100.00%	75.69%
AVSI	118,695	118,695		100.00%	0.00%
JRCS (with GRC)	286,553	286,553	180,698	100.00%	63.06%
DAY	7,500	7,500	7,500	100.00%	100.00%
SCI	636,567	636,567		100.00%	0.00%
Action Aid	70,000	70,000		100.00%	0.00%
Muslim Aid	100,000			0.00%	N/A
LWF	1,000,000	924,000	330,000	92.40%	35.71%
IFRC	1,400,000			0.00%	N/A
NRC	180,063	180,063	180,063	100.00%	100.00%
PU-AMI	1,181,000	924,000	224,000	78.24%	24.24%
Total	21,581,573	18,303,428	12,705,218	84.81%	69.41%