

Total Active Registered Syrians **621,404**



Urban

521,022

83.8%



Camps

100,382

16.2%

Standard Age and Gender

Age	0-4	5-11	12-17	18-35	36-59	60+	Total	%
Female	50,887	64,298	40,612	95,782	51,284	12,666	315,529	50.8%
Male	53,749	67,873	43,141	88,071	43,881	9,160	305,875	49.2%
Total	104,636	132,171	83,753	183,853	95,165	21,826	621,404	100%
	16.8%	21.3%	13.5%	29.6%	15.3%	3.5%		

Place of Origin

Dar'a	284,684	45.8%
Homs	100,051	16.1%
Rural Damascus	74,602	12.0%
Damascus	48,641	7.8%
Aleppo	46,183	7.4%
Hama	29,550	4.8%
Idleb	9,464	1.5%
Ar-raqqa	9,003	1.4%
Al-hasakeh	4,016	0.6%
Deir-ez-zor	3,028	0.5%
Quneitra	2,876	0.5%
Lattakia	1,180	0.2%
As-sweida	893	0.1%
Tartous	299	0.0%
Other	6,934	1.1%

Specific Needs

Child at risk	32,838	5.3%
Specific legal and physical protection needs	31,565	5.1%
Serious medical condition	28,834	4.6%
Woman at risk	22,452	3.6%
Single parent	14,258	2.3%
Disability	13,356	2.1%
Unaccompanied or separated child	4,592	0.7%
Older person at risk	4,200	0.7%
Torture	2,877	0.5%
Family unity	229	0.0%
Total	155,201	25.0%

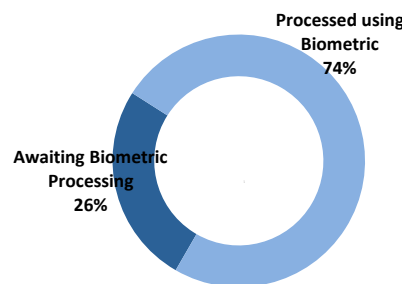
Arrivals

Pre-2011	9,080	1.5%
2011	22,588	3.6%
2012	186,369	30.0%
2013	320,062	51.5%
2014	82,969	13.4%
2015	336	0.1%

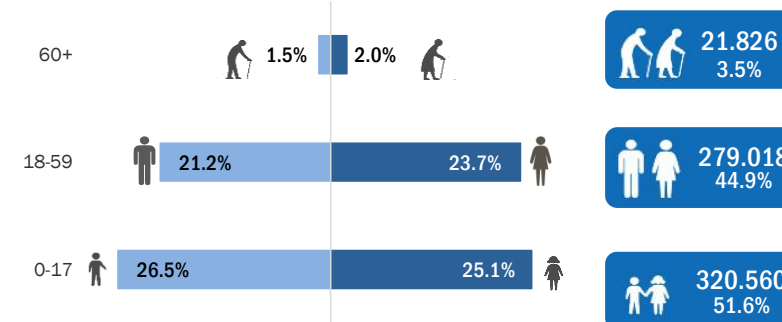
Registration Trend

2011	2,306	0.3%
2012	129,896	14.1%
2013	666,411	72.4%
2014	120,569	13.1%
2015	1,195	0.1%

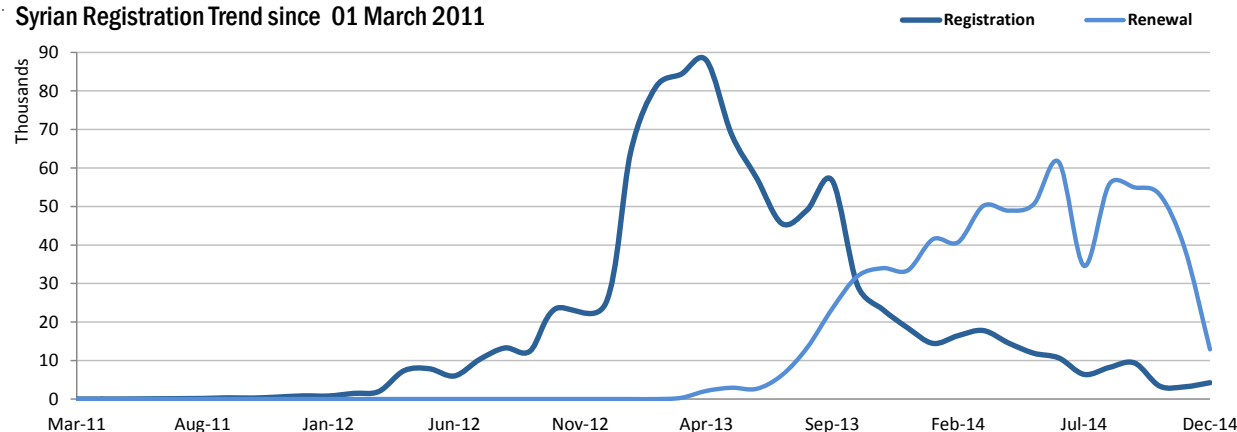
Biometric Statistics (IRIS)



Age-Gender Breakdown



Syrian Registration Trend since 01 March 2011



UNHCR Registered Syrians

