

Total Active Registered Syrians **622,171**



521,943

83.9%

Urban



100,228

16.1%

Camps

Standard Age and Gender

Age	0-4	5-11	12-17	18-35	36-59	60+	Total	%
Female	51,098	64,305	40,674	95,868	51,322	12,671	315,938	50.8%
Male	53,926	67,910	43,214	88,121	43,909	9,153	306,233	49.2%
Total	105,024	132,215	83,888	183,989	95,231	21,824	622,171	100%
	16.9%	21.3%	13.5%	29.6%	15.3%	3.5%		

Place of Origin

Dar'a	284,949	45.8%
Homs	100,305	16.1%
Rural Damascus	74,660	12.0%
Damascus	48,659	7.8%
Aleppo	46,203	7.4%
Hama	29,570	4.8%
Idleb	9,501	1.5%
Ar-raqqa	9,006	1.4%
Al-hasakeh	4,014	0.6%
Deir-ez-zor	3,047	0.5%
Quneitra	2,878	0.5%
Lattakia	1,182	0.2%
As-sweida	880	0.1%
Tartous	299	0.0%
Other	7,018	1.1%

Specific Needs

Child at risk	33,025	5.3%
Specific legal and physical protection needs	31,314	5.0%
Serious medical condition	28,771	4.6%
Woman at risk	22,415	3.6%
Single parent	14,247	2.3%
Disability	13,358	2.1%
Unaccompanied or separated child	5,004	0.8%
Older person at risk	4,203	0.7%
Torture	2,879	0.5%
Family unity	229	0.0%
Total	155,445	25.0%

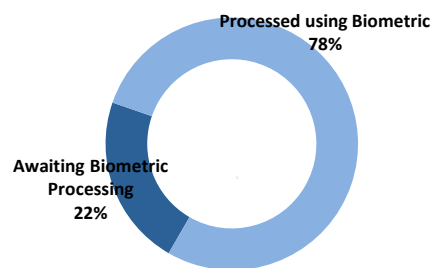
Arrivals

Pre-2011	9,078	1.5%
2011	22,644	3.6%
2012	186,843	30.0%
2013	320,616	51.5%
2014	82,869	13.3%
2015	121	0.0%

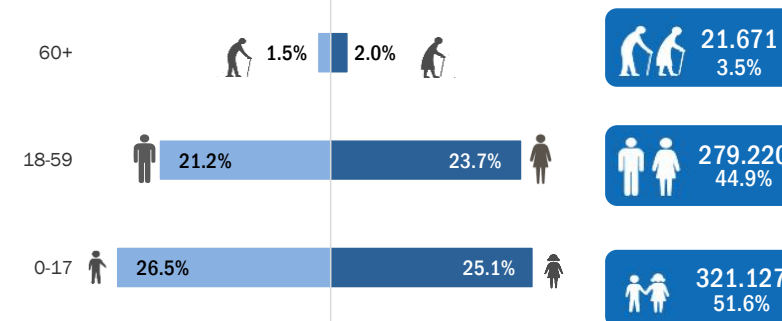
Registration Trend

2011	2,306	0.3%
2012	129,896	14.1%
2013	666,411	72.4%
2014	120,569	13.1%
2015	662	0.1%

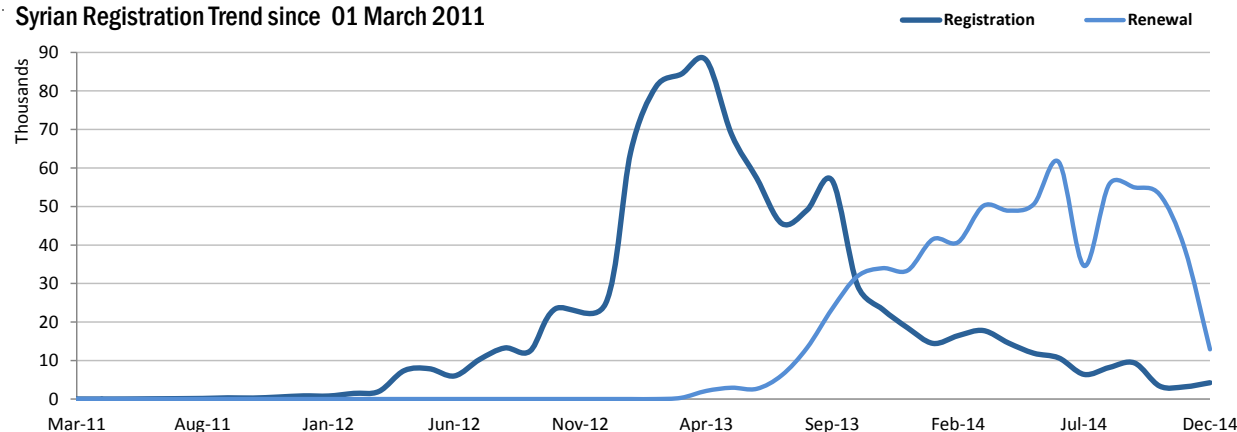
Biometric Statistics (IRIS)



Age-Gender Breakdown



Syrian Registration Trend since 01 March 2011



UNHCR Registered Syrians

