

**Total Active Registered Syrians** **623,112**



Urban

**522,828**

**83.9%**



Camps

**100,284**

**16.1%**

## Standard Age and Gender

Age	0-4	5-11	12-17	18-35	36-59	60+	Total	%
Female	51,833	64,223	40,616	95,818	51,306	12,635	316,431	50.8%
Male	54,699	67,760	43,277	88,015	43,810	9,120	306,681	49.2%
<b>Total</b>	<b>106,532</b>	<b>131,983</b>	<b>83,893</b>	<b>183,833</b>	<b>95,116</b>	<b>21,755</b>	<b>623,112</b>	<b>100%</b>
	17.1%	21.2%	13.5%	29.5%	15.3%	3.5%		

## Place of Origin

Dar'a	285,543	45.8%
Homs	100,275	16.1%
Rural Damascus	74,694	12.0%
Damascus	48,721	7.8%
Aleppo	46,315	7.4%
Hama	29,602	4.8%
Idleb	9,527	1.5%
Ar-raqqa	9,061	1.5%
Al-hasakeh	4,017	0.6%
Deir-ez-zor	3,053	0.5%
Quneitra	2,896	0.5%
Lattakia	1,177	0.2%
As-sweida	867	0.1%
Tartous	297	0.0%
Other	7,067	1.1%

## Specific Needs

Child at risk	32,950	5.3%
Specific legal and physical protection needs	31,054	5.0%
Serious medical condition	28,765	4.6%
Woman at risk	22,351	3.6%
Single parent	14,234	2.3%
Disability	13,340	2.1%
Unaccompanied or separated child	5,040	0.8%
Older person at risk	4,200	0.7%
Torture	2,878	0.5%
Family unity	224	0.0%
<b>Total</b>	<b>155,036</b>	<b>24.9%</b>

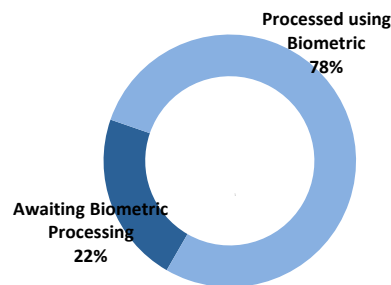
## Arrivals

Pre-2011	9,075	1.5%
2011	22,649	3.6%
2012	187,107	30.0%
2013	321,330	51.6%
2014	82,938	13.3%
2015	13	0.0%

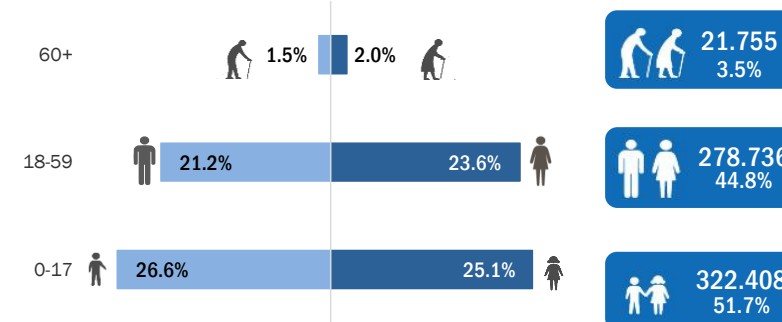
## Registration Trend

2011	2,306	0.3%
2012	129,896	14.1%
2013	666,411	72.5%
2014	120,569	13.1%
2015	44	0.0%

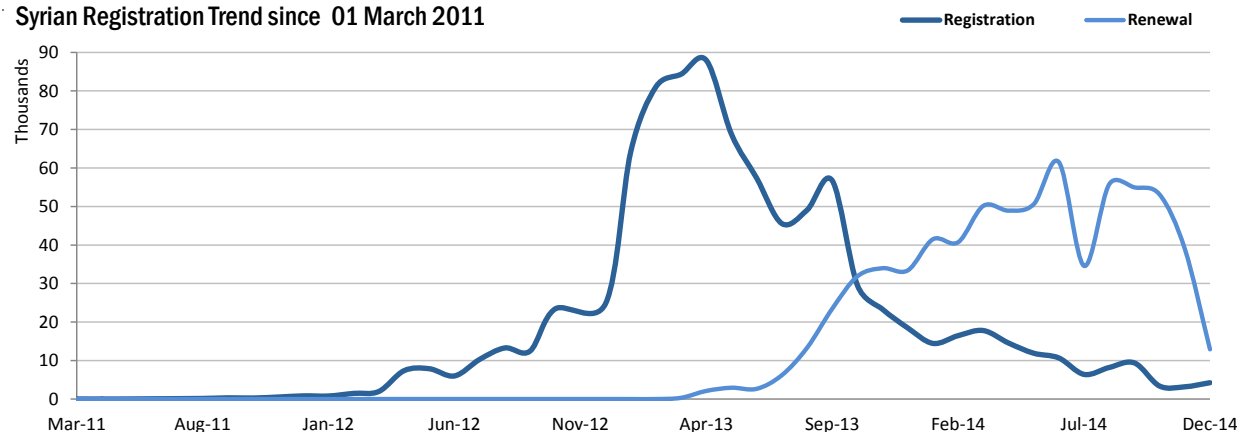
## Biometric Statistics (IRIS)



## Age-Gender Breakdown



## Syrian Registration Trend since 01 March 2011



## UNHCR Registered Syrians

