

Total Active Registered Syrians **622,499**



Urban

522,490

83.9%



Camps

100,009

16.1%

Standard Age and Gender

Age	0-4	5-11	12-17	18-35	36-59	60+	Total	%
Female	54,533	63,768	40,312	94,456	50,935	12,282	316,286	50.8%
Male	57,783	67,030	43,089	86,209	43,159	8,943	306,213	49.2%
Total	112,316	130,798	83,401	180,665	94,094	21,225	622,499	100%
	18.0%	21.0%	13.4%	29.0%	15.1%	3.4%		

Place of Origin

Dar'a	285,310	45.8%
Homs	100,176	16.1%
Rural Damascus	74,567	12.0%
Damascus	48,682	7.8%
Aleppo	46,291	7.4%
Hama	29,532	4.7%
Idleb	9,546	1.5%
Ar-raqqa	9,020	1.4%
Al-hasakeh	4,020	0.6%
Deir-ez-zor	3,042	0.5%
Quneitra	2,895	0.5%
Lattakia	1,182	0.2%
As-sweida	859	0.1%
Tartous	297	0.0%
Other	7,080	1.1%

Specific Needs

Child at risk	32,773	5.3%
Specific legal and physical protection needs	30,056	4.8%
Serious medical condition	28,718	4.6%
Woman at risk	22,301	3.6%
Single parent	14,224	2.3%
Disability	13,303	2.1%
Unaccompanied or separated child	5,043	0.8%
Older person at risk	4,205	0.7%
Torture	2,866	0.5%
Family unity	226	0.0%
Total	153,715	24.7%

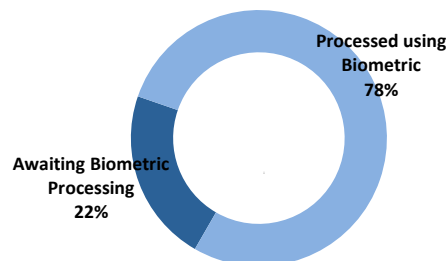
Arrivals

Pre-2011	9,042	1.5%
2011	22,621	3.6%
2012	186,957	30.0%
2013	321,176	51.6%
2014	82,703	13.3%

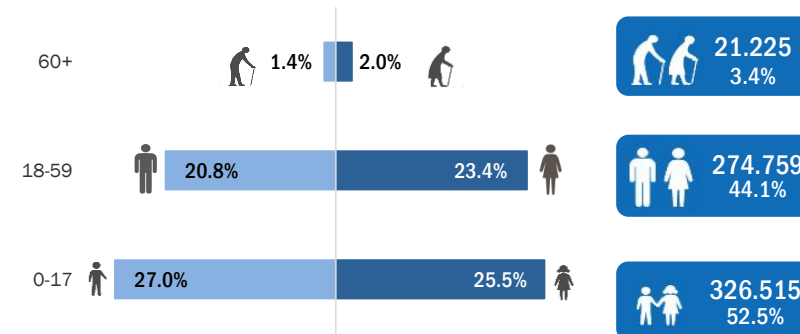
Registration Trend

2011	2,306	0.3%
2012	129,896	14.2%
2013	666,411	73.1%
2014	113,046	12.4%

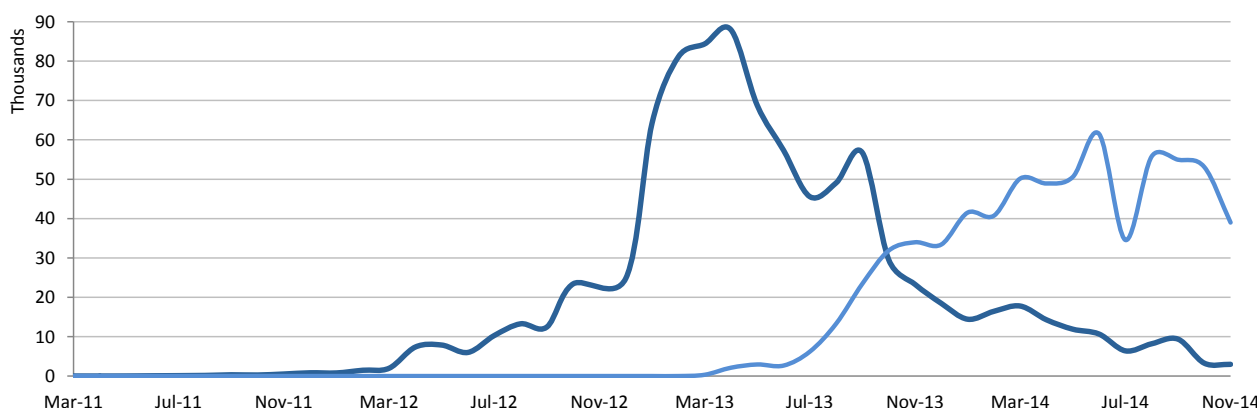
Biometric Statistics (IRIS)



Age-Gender Breakdown



Syrian Registration Trend since 01 March 2011



UNHCR Registered Syrians

