

Total Active Registered Syrians

619,127


Urban

521,426
84.2%

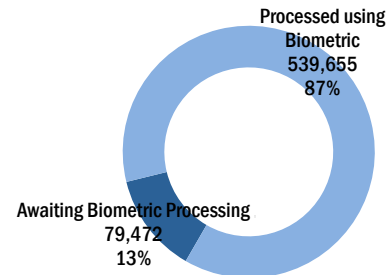

Camps

97,701
15.8%

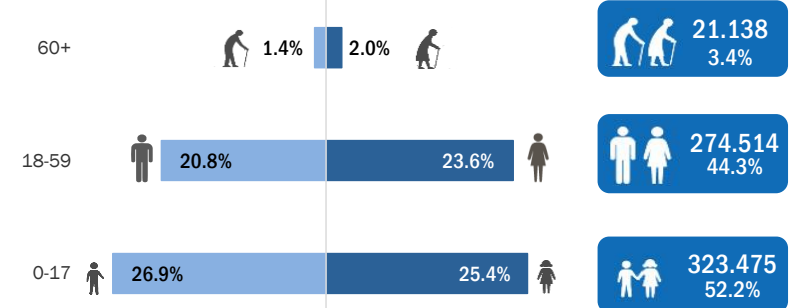
Standard Age and Gender

Age	0-4	5-11	12-17	18-35	36-59	60+	Total	%
Female	53,149	63,573	40,416	95,008	50,970	12,206	315,322	50.9%
Male	56,232	66,759	43,346	85,788	42,748	8,932	303,805	49.1%
Total	109,381	130,332	83,762	180,796	93,718	21,138	619,127	100%
	17.7%	21.1%	13.5%	29.2%	15.1%	3.4%		

Biometric Statistics (IRIS)



Age-Gender Breakdown



Place of Origin

Dar'a	283,286	45.8%
Homs	99,308	16.0%
Rural Damascus	73,069	11.8%
Damascus	48,216	7.8%
Aleppo	45,888	7.4%
Hama	29,264	4.7%
Idleb	9,653	1.6%
Ar-raqqa	9,126	1.5%
Al-hasakeh	4,030	0.7%
Deir-ez-zor	3,035	0.5%
Quneitra	2,899	0.5%
Lattakia	1,142	0.2%
As-sweida	862	0.1%
Tartous	294	0.0%
Other	9,055	1.5%

Specific Needs

Serious medical condition	25,904	19.8%
Child at risk	21,990	16.8%
Specific legal and physical protection needs	21,455	16.4%
Woman at risk	20,600	15.8%
Disability	12,077	9.2%
Single parent	10,610	8.1%
Unaccompanied or separated child	5,093	3.9%
Older person at risk	3,851	2.9%
Torture	2,634	2.0%
Family unity	227	0.2%
Pregnant or lactating	11	0.0%
Total	130,729	100.0%

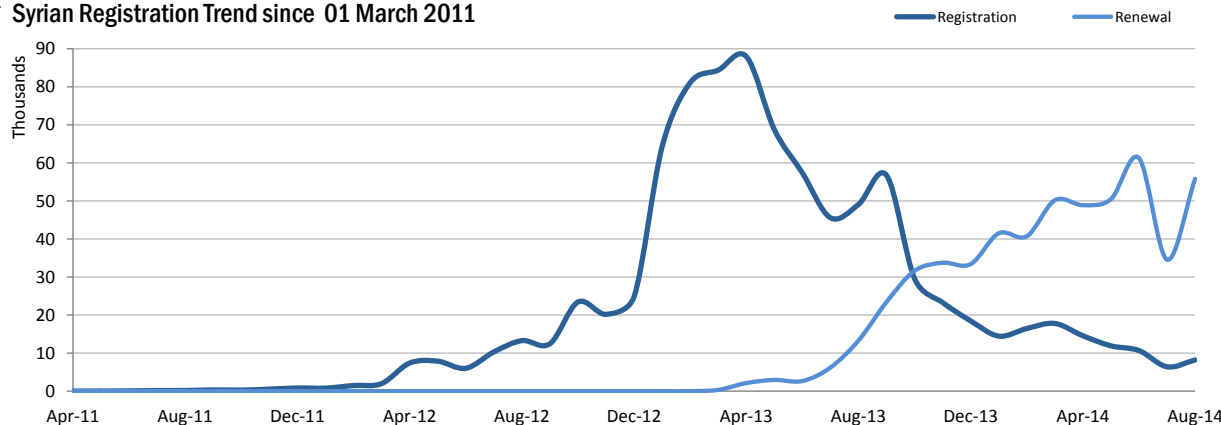
Arrivals

Pre-2011	8,807	1.4%
2011	22,464	3.6%
2012	187,366	30.3%
2013	322,321	52.1%
2014	78,169	12.6%

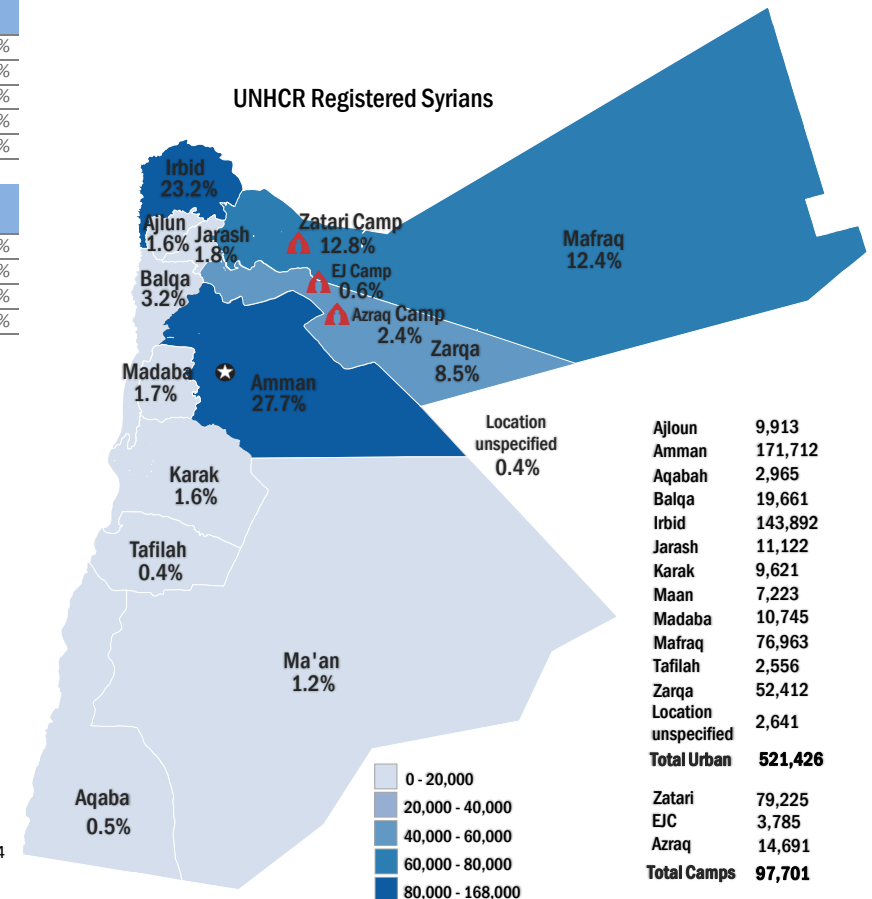
Registration Trend

2011	2,306	0.3%
2012	129,896	14.3%
2013	666,411	73.4%
2014	109,340	12.0%

Syrian Registration Trend since 01 March 2011



UNHCR Registered Syrians



Ajloun	9,913
Amman	171,712
Aqabah	2,965
Balqa	19,661
Irbid	143,892
Jarash	11,122
Karak	9,621
Maan	7,223
Madaba	10,745
Mafraq	76,963
Tafilah	2,556
Zarqa	52,412
Location unspecified	2,641
Total Urban	521,426
Zatari	79,225
EJC	3,785
Azraq	14,691
Total Camps	97,701