

Total Active Registered Syrians

614,640



519,263

84.5%

Urban



95,377

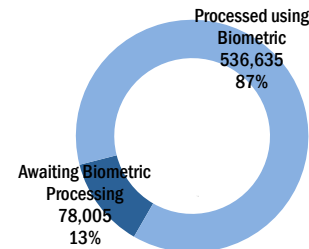
15.5%

Camps

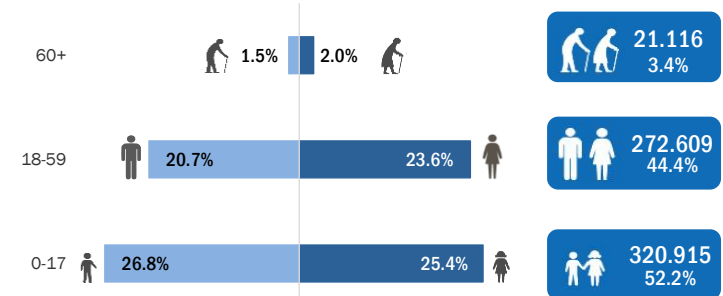
Standard Age and Gender

Age	0-4	5-11	12-17	18-35	36-59	60+	Total	%
Female	52,455	63,177	40,340	94,516	50,651	12,187	313,326	51.0%
Male	55,655	66,240	43,048	84,955	42,487	8,929	301,314	49.0%
Total	108,110	129,417	83,388	179,471	93,138	21,116	614,640	100%
	17.6%	21.1%	13.6%	29.2%	15.2%	3.4%		

Biometric Statistics (IRIS)



Age-Gender Breakdown



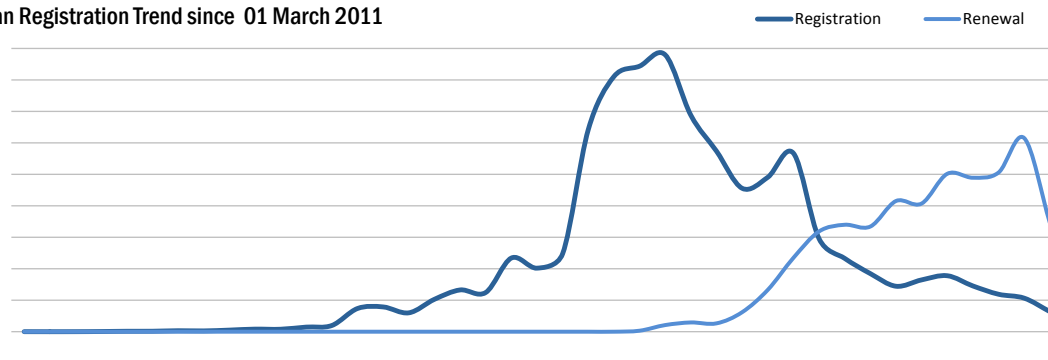
Place of Origin		
Dar'a	283,325	46.1%
Homs	98,742	16.1%
Rural Damascus	72,235	11.8%
Damascus	48,095	7.8%
Aleppo	42,892	7.0%
Hama	28,982	4.7%
Idlib	9,194	1.5%
Ar-raqqa	8,304	1.4%
Al-hasakeh	3,806	0.6%
Quneitra	2,883	0.5%
Deir-ez-zor	2,725	0.4%
Lattakia	1,105	0.2%
As-sweida	838	0.1%
Tartous	294	0.0%
Other	9,448	1.5%

Specific Needs		
Serious medical condition	25,904	20.8%
Child at risk	21,990	17.7%
Specific legal and physical protection needs	21,455	17.2%
Woman at risk	20,600	16.6%
Disability	12,077	9.7%
Single parent	10,610	8.5%
Unaccompanied or separated child	5,093	4.1%
Older person at risk	3,851	3.1%
Torture	2,634	2.1%
Family unity	227	0.2%
Pregnant or lactating	11	0.0%
Total	124,452	100.0%

Arrivals		
Pre-2011	8,637	1.4%
2011	22,347	3.6%
2012	187,877	30.6%
2013	323,334	52.6%
2014	72,445	11.8%

Registration Trend		
2011	2,306	0.3%
2012	129,896	14.5%
2013	666,411	74.2%
2014	100,051	11.1%

Syrian Registration Trend since 01 March 2011



UNHCR Registered Syrians

