

Total Active Registered Syrians

**616,035**



**519,718**

**84.4%**



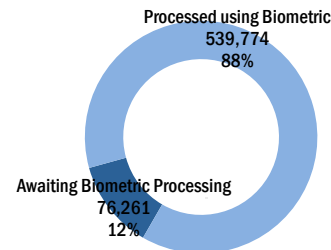
**96,317**

**15.6%**

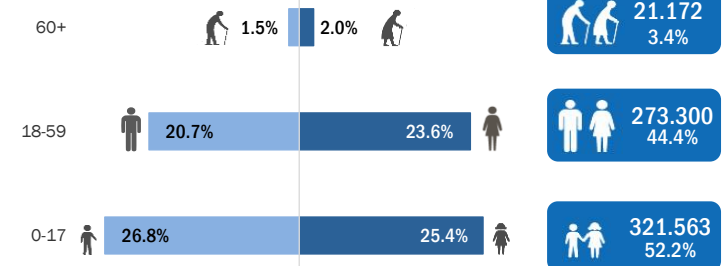
## Standard Age and Gender

| Age    | 0-4     | 5-11    | 12-17  | 18-35   | 36-59  | 60+    | Total   | %     |
|--------|---------|---------|--------|---------|--------|--------|---------|-------|
| Female | 52,597  | 63,295  | 40,382 | 94,675  | 50,820 | 12,225 | 313,994 | 51.0% |
| Male   | 55,766  | 66,367  | 43,156 | 85,219  | 42,586 | 8,947  | 302,041 | 49.0% |
| Total  | 108,363 | 129,662 | 83,538 | 179,894 | 93,406 | 21,172 | 616,035 | 100%  |
|        | 17.6%   | 21.0%   | 13.6%  | 29.2%   | 15.2%  | 3.4%   |         |       |

## Biometric Statistics (IRIS)



## Age-Gender Breakdown



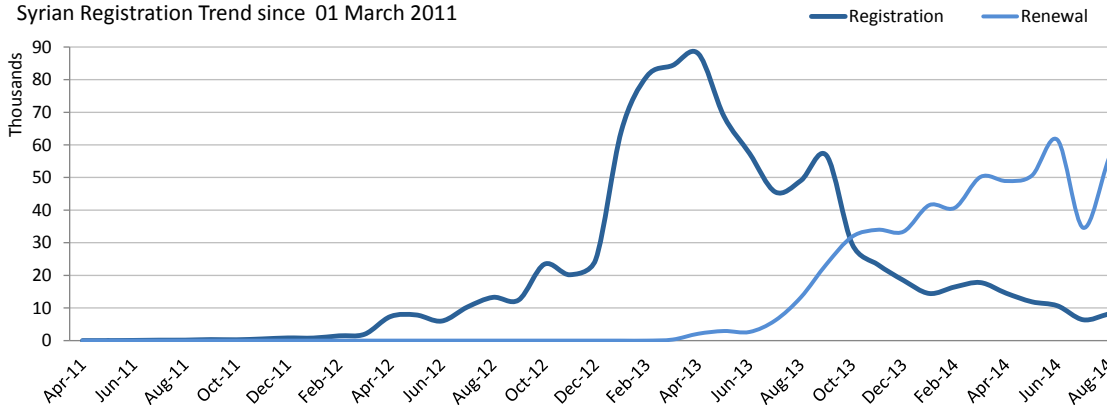
| Place of Origin | Count   | %     |
|-----------------|---------|-------|
| Dar'a           | 283,720 | 46.1% |
| Homs            | 98,971  | 16.1% |
| Rural Damascus  | 72,493  | 11.8% |
| Damascus        | 48,133  | 7.8%  |
| Aleppo          | 44,342  | 7.2%  |
| Hama            | 29,145  | 4.7%  |
| Idleb           | 9,401   | 1.5%  |
| Ar-raqqa        | 8,739   | 1.4%  |
| Al-hasakeh      | 3,922   | 0.6%  |
| Quneitra        | 2,890   | 0.5%  |
| Deir-ez-zor     | 2,776   | 0.5%  |
| Lattakia        | 1,134   | 0.2%  |
| As-sweida       | 852     | 0.1%  |
| Tartous         | 295     | 0.0%  |
| Other           | 9,222   | 1.5%  |

| Specific Needs                               | Count   | %      |
|--|---------|--------|
| Serious medical condition                    | 25,904  | 20.5%  |
| Child at risk                                | 21,990  | 17.4%  |
| Specific legal and physical protection needs | 21,455  | 17.0%  |
| Woman at risk                                | 20,600  | 16.3%  |
| Disability                                   | 12,077  | 9.5%   |
| Single parent                                | 10,610  | 8.4%   |
| Unaccompanied or separated child             | 5,093   | 4.0%   |
| Older person at risk                         | 3,851   | 3.0%   |
| Torture                                      | 2,634   | 2.1%   |
| Family unity                                 | 227     | 0.2%   |
| Pregnant or lactating                        | 11      | 0.0%   |
| Total  | 126,524 | 100.0% |

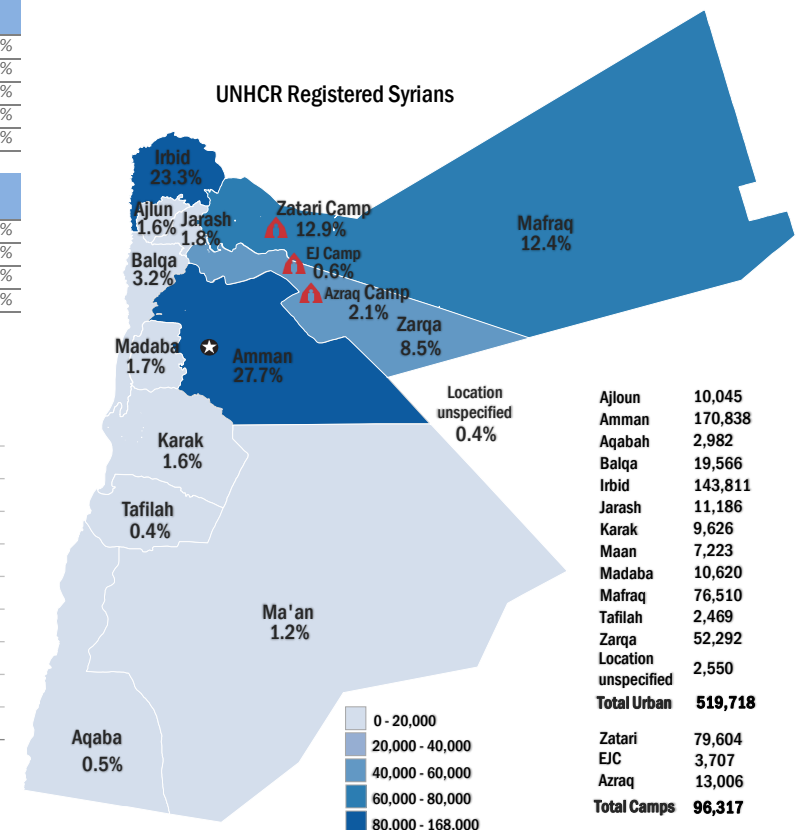
| Arrivals | Count   | %     |
|----------|---------|-------|
| Pre-2011 | 8,691   | 1.4%  |
| 2011     | 22,385  | 3.6%  |
| 2012     | 187,726 | 30.5% |
| 2013     | 323,150 | 52.5% |
| 2014     | 74,083  | 12.0% |

| Registration Trend | Count   | %     |
|--------------------|---------|-------|
| 2011               | 2,306   | 0.3%  |
| 2012               | 129,896 | 14.4% |
| 2013               | 666,411 | 74.0% |
| 2014               | 102,324 | 11.4% |

## Syrian Registration Trend since 01 March 2011



## UNHCR Registered Syrians



Interagency Portal: <http://data.unhcr.org/Syrianrefugees>

UNHCR on the web: <http://www.unhcr.org> ; <http://www.unhcr.org>

UNHCR on Social network: <http://www.facebook.com/UNHCRJordan> ; [http://twitter.com/And\\_Harper](http://twitter.com/And_Harper) ; <http://twitter.com/ZaatariCamp>

\* Coloured map only reflects refugees living outside camps.