

Total Active Registered Syrians

617,518


Urban

520,907
84.4%

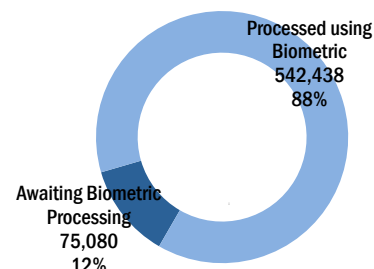

Camps

96,611
15.6%

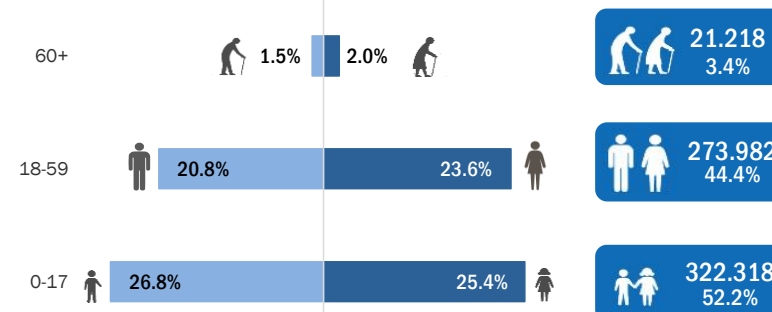
Standard Age and Gender

Age	0-4	5-11	12-17	18-35	36-59	60+	Total	%
Female	52,755	63,429	40,441	94,846	50,939	12,256	314,666	51.0%
Male	55,906	66,543	43,244	85,535	42,662	8,962	302,852	49.0%
Total	108,661	129,972	83,685	180,381	93,601	21,218	617,518	100%
	17.6%	21.0%	13.6%	29.2%	15.2%	3.4%		

Biometric Statistics (IRIS)



Age-Gender Breakdown



Place of Origin

Dar'a	283,702	45.9%
Homs	99,163	16.1%
Rural Damascus	72,677	11.8%
Damascus	48,181	7.8%
Aleppo	44,845	7.3%
Hama	29,223	4.7%
Idleb	9,508	1.5%
Ar-raqqa	8,998	1.5%
Al-hasakeh	3,995	0.6%
Quneitra	2,902	0.5%
Deir-ez-zor	2,847	0.5%
Lattakia	1,147	0.2%
As-sweida	865	0.1%
Tartous	292	0.0%
Other	9,173	1.5%

Specific Needs

Serious medical condition	25,904	20.3%
Child at risk	21,990	17.2%
Specific legal and physical protection needs	21,455	16.8%
Woman at risk	20,600	16.1%
Disability	12,077	9.4%
Single parent	10,610	8.3%
Unaccompanied or separated child	5,093	4.0%
Older person at risk	3,851	3.0%
Torture	2,634	2.1%
Family unity	227	0.2%
Pregnant or lactating	11	0.0%
Total	127,861	100.0%

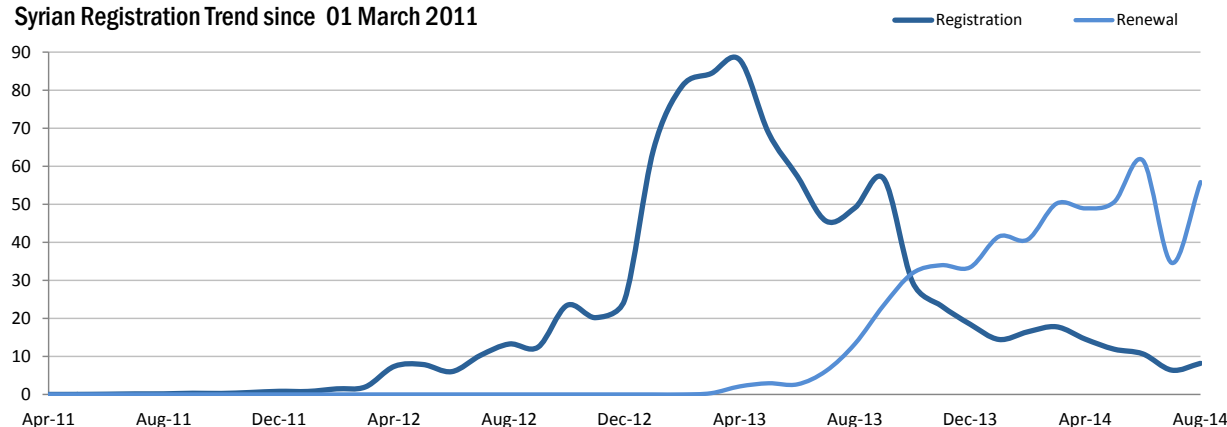
Arrivals

Pre-2011	8,731	1.4%
2011	22,428	3.6%
2012	187,739	30.4%
2013	323,010	52.3%
2014	75,610	12.2%

Registration Trend

2011	2,306	0.3%
2012	129,896	14.4%
2013	666,411	73.8%
2014	104,289	11.6%

Syrian Registration Trend since 01 March 2011



UNHCR Registered Syrians

