

## Total Active Registered Syrians

**618,215**


Urban

**521,557**
**84.4%**

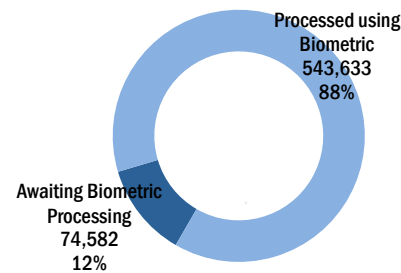

Camps

**96,658**
**15.6%**

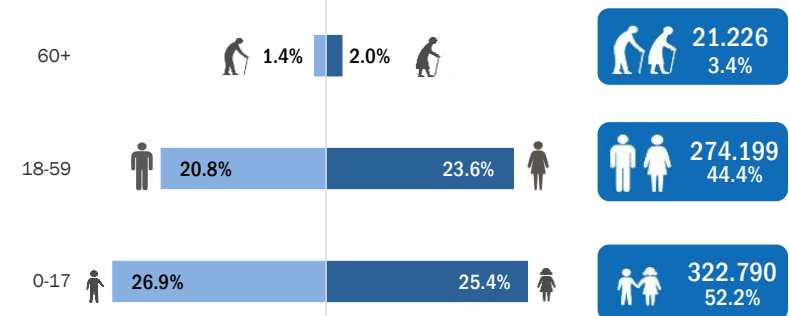
## Standard Age and Gender

Age	0-4	5-11	12-17	18-35	36-59	60+	Total	%
Female	52,887	63,482	40,420	94,881	50,982	12,271	314,923	50.9%
Male	56,065	66,640	43,296	85,618	42,718	8,955	303,292	49.1%
Total	108,952	130,122	83,716	180,499	93,700	21,226	618,215	100%
	17.6%	21.0%	13.5%	29.2%	15.2%	3.4%		

## Biometric Statistics (IRIS)



## Age-Gender Breakdown



## Place of Origin

Aleppo	45,145	7.3%
Al-hasakeh	4,013	0.6%
Ar-raqqa	9,060	1.5%
As-sweida	860	0.1%
Damascus	48,217	7.8%
Dar'a	283,711	45.9%
Deir-ez-zor	2,902	0.5%
Hama	29,195	4.7%
Homs	99,232	16.1%
Idlib	9,581	1.5%
Lattakia	1,150	0.2%
Quneitra	2,888	0.5%
Rural Damascus	72,859	11.8%
Tartous	292	0.0%
Other	9,110	1.5%

## Specific Needs

Serious medical condition	25,904	20.1%
Child at risk	21,990	17.0%
Specific legal and physical protection needs	21,455	16.6%
Woman at risk	20,600	16.0%
Disability	12,077	9.4%
Single parent	10,610	8.2%
Unaccompanied or separated child	5,093	3.9%
Older person at risk	3,851	3.0%
Torture	2,634	2.0%
Family unity	227	0.2%
Pregnant or lactating	11	0.0%
Total	129,007	100.0%

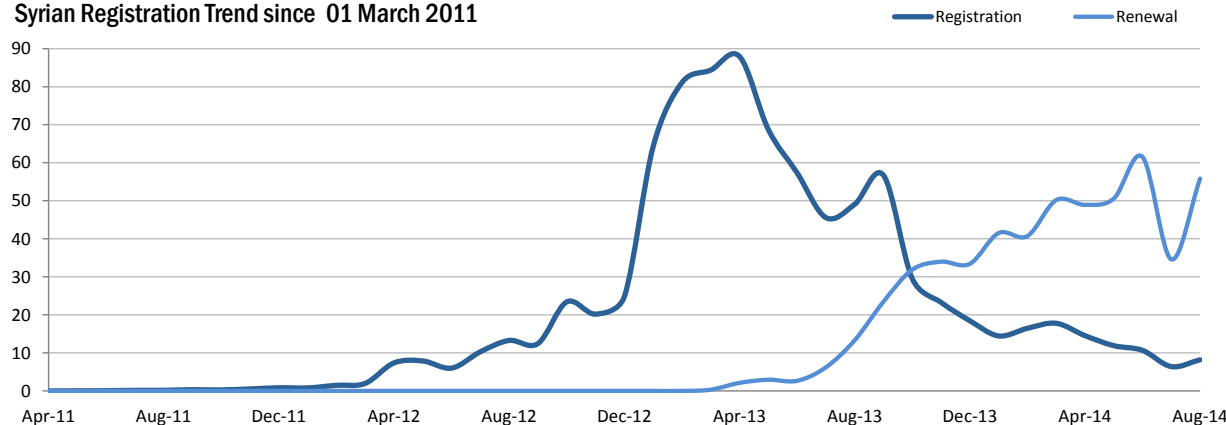
## Arrivals

Pre-2011	8,776	1.4%
2011	22,444	3.6%
2012	187,728	30.4%
2013	322,809	52.2%
2014	76,458	12.4%

## Registration Trend

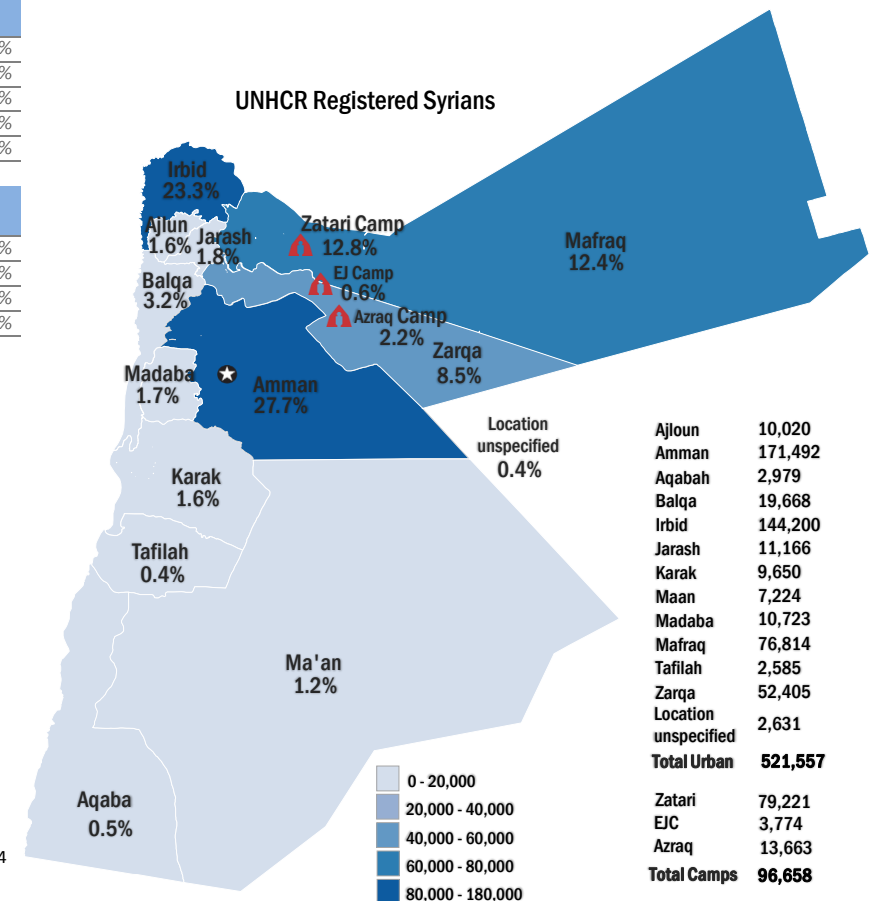
2011	2,306	0.3%
2012	129,896	14.3%
2013	666,411	73.6%
2014	106,919	11.8%

## Syrian Registration Trend since 01 March 2011



Interagency Portal: <http://data.unhcr.org/Syrianrefugees>  
 UNHCR on the web: <http://www.unhcr.org> ; <http://www.unhcr.org>  
 UNHCR on Social network: <http://www.facebook.com/UNHCRJordan> ; [http://twitter.com/And\\_Harper](http://twitter.com/And_Harper) ; <http://twitter.com/ZaataariCamp>  
 DAG Jordan

## UNHCR Registered Syrians



\* Coloured map only reflects refugees living outside camps.