

Total Active Registered Syrians

**619,141**



**522,177**

**84.3%**

Urban



**96,964**

**15.7%**

Camps

## Standard Age and Gender

Age	0-4	5-11	12-17	18-35	36-59	60+	Total	%
Female	53,532	63,537	40,389	94,573	50,930	12,258	315,219	50.9%
Male	56,695	66,812	43,154	85,541	42,769	8,951	303,922	49.1%
Total	110,227	130,349	83,543	180,114	93,699	21,209	619,141	100%
	17.8%	21.1%	13.5%	29.1%	15.1%	3.4%		

## Place of Origin

Dar'a	283,817	45.8%
Homs	99,536	16.1%
Rural Damascus	73,518	11.9%
Damascus	48,289	7.8%
Aleppo	45,684	7.4%
Hama	29,267	4.7%
Idleb	9,646	1.6%
Ar-raqqa	8,872	1.4%
Al-hasakeh	3,978	0.6%
Deir-ez-zor	3,075	0.5%
Quneitra	2,856	0.5%
Lattakia	1,155	0.2%
As-sweida	872	0.1%
Tartous	304	0.0%
Other	8,272	1.3%

## Specific Needs

Child at risk	28,983	20.8%
Serious medical condition	27,538	19.8%
Specific legal and physical protection needs	23,855	17.1%
Woman at risk	21,288	15.3%
Single parent	12,829	9.2%
Disability	12,816	9.2%
Unaccompanied or separated child	5,031	3.6%
Older person at risk	4,033	2.9%
Torture	2,799	2.0%
Family unity	216	0.2%
Total	139,388	100.0%

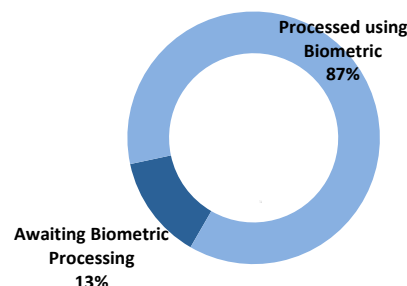
## Arrivals

Pre-2011	8,919	1.4%
2011	22,538	3.6%
2012	186,877	30.2%
2013	321,447	51.9%
2014	79,360	12.8%

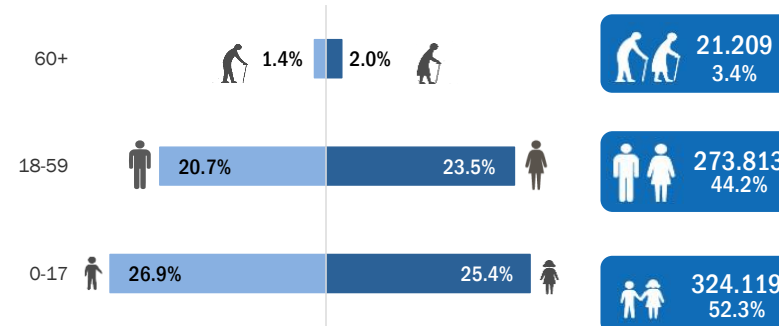
## Registration Trend

2011	2,306	0.3%
2012	129,896	14.2%
2013	666,411	73.1%
2014	113,029	12.4%

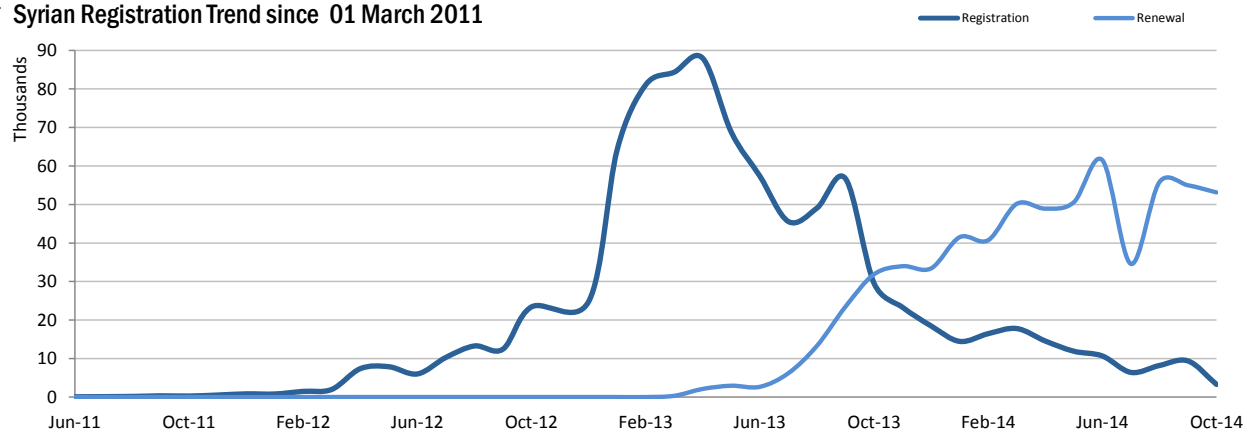
## Biometric Statistics (IRIS)



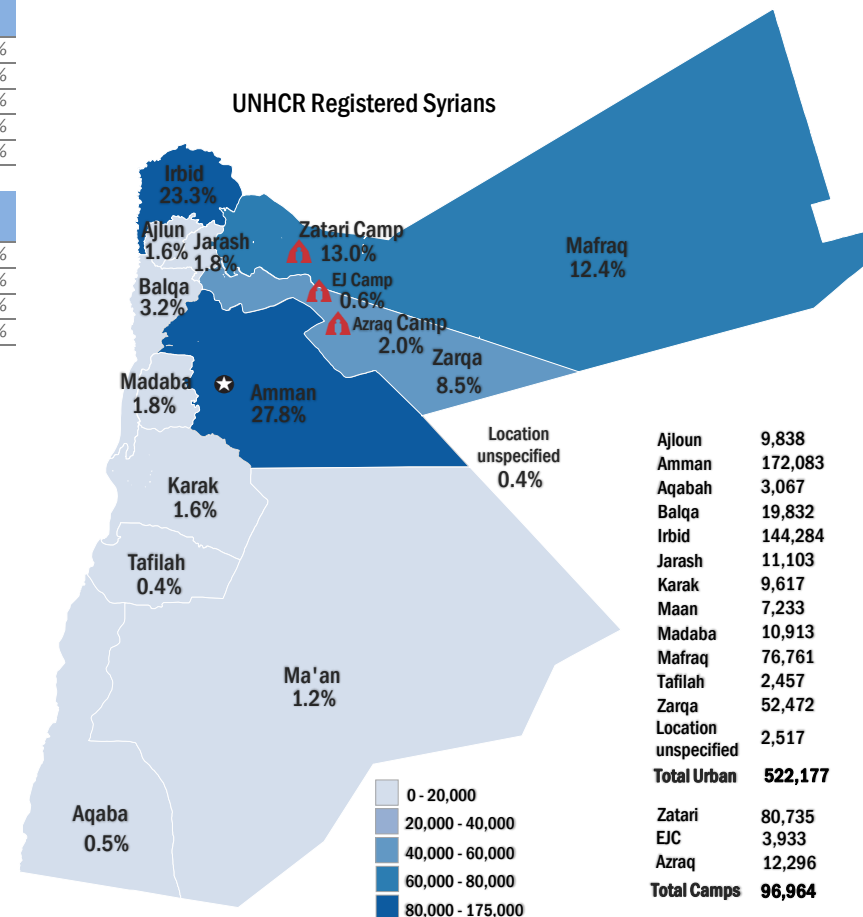
## Age-Gender Breakdown



## Syrian Registration Trend since 01 March 2011



## UNHCR Registered Syrians



Ajloun	9,838
Amman	172,083
Aqabah	3,067
Balqa	19,832
Irbid	144,284
Jarash	11,103
Karak	9,617
Maan	7,233
Madaba	10,913
Ma'raq	76,761
Tafilah	2,457
Zarqa	52,472
Location unspecified	2,517
<b>Total Urban</b>	<b>522,177</b>
Zatari	80,735
EJC	3,933
Azraq	12,296
<b>Total Camps</b>	<b>96,964</b>