

Registered Syrians in Jordan

13 December 2014

UNHCR Jordan

Total Active Registered Syrians

620,450



521,921

84.1%

Urban



98,529

15.9%

Camps

Standard Age and Gender

Age	0-4	5-11	12-17	18-35	36-59	60+	Total	%
Female	54,177	63,601	40,253	94,334	50,870	12,275	315,510	50.9%
Male	57,403	66,858	43,033	85,751	42,946	8,949	304,940	49.1%
Total	111,580	130,459	83,286	180,085	93,816	21,224	620,450	100%
	18.0%	21.0%	13.4%	29.0%	15.1%	3.4%		

Place of Origin

Dar'a	284,774	45.9%
Homs	99,879	16.1%
Rural Damascus	74,291	12.0%
Damascus	48,503	7.8%
Aleppo	45,773	7.4%
Hama	29,403	4.7%
Idleb	9,525	1.5%
Ar-raqqa	8,868	1.4%
Al-hasakeh	3,953	0.6%
Deir-ez-zor	3,040	0.5%
Quneitra	2,876	0.5%
Lattakia	1,178	0.2%
As-sweida	866	0.1%
Tartous	296	0.0%
Other	7,225	1.2%

Specific Needs

Child at risk	32,023	5.2%
Serious medical condition	28,480	4.6%
Specific legal and physical protection needs	27,805	4.5%
Woman at risk	22,059	3.6%
Single parent	14,020	2.3%
Disability	13,205	2.1%
Unaccompanied or separated child	5,012	0.8%
Older person at risk	4,184	0.7%
Torture	2,847	0.5%
Family unity	222	0.0%
Total	149,857	24.2%

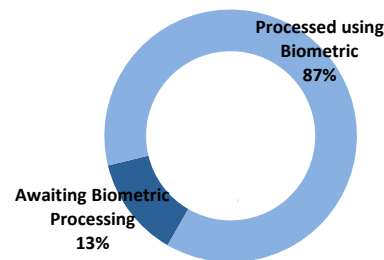
Arrivals

Pre-2011	8,987	1.4%
2011	22,570	3.6%
2012	186,734	30.1%
2013	320,949	51.7%
2014	81,210	13.1%

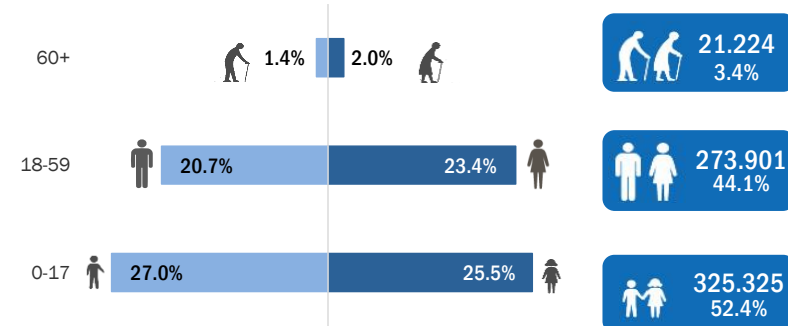
Registration Trend

2011	2,306	0.3%
2012	129,896	14.2%
2013	666,411	73.1%
2014	113,037	12.4%

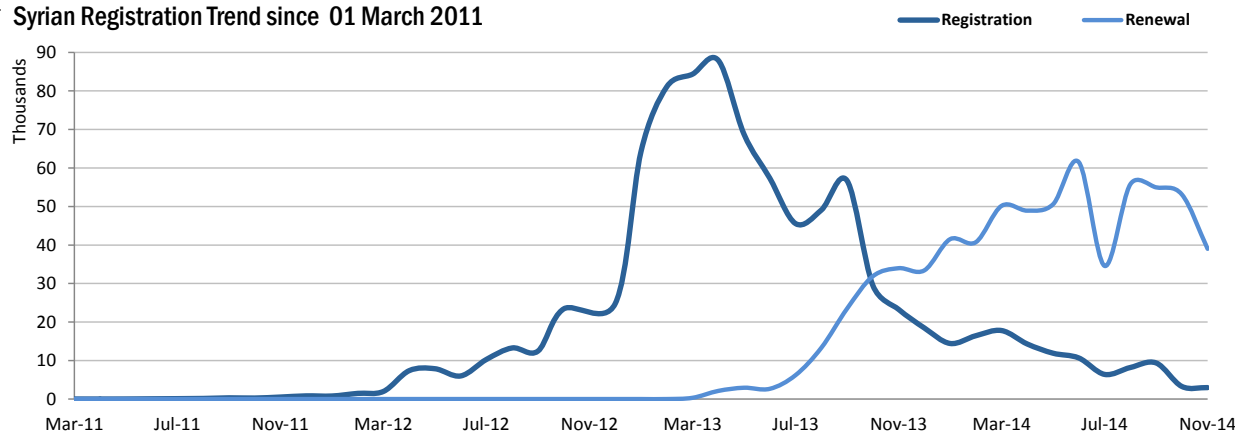
Biometric Statistics (IRIS)



Age-Gender Breakdown



Syrian Registration Trend since 01 March 2011



UNHCR Registered Syrians

