

**Total Active Registered Syrians** **621,507**



Urban

**522,146**

**84.0%**



Camps

**99,361**

**16.0%**

## Standard Age and Gender

Age	0-4	5-11	12-17	18-35	36-59	60+	Total	%
Female	54,357	63,701	40,286	94,394	50,923	12,274	315,935	50.8%
Male	57,593	66,955	43,063	85,975	43,043	8,943	305,572	49.2%
Total	111,950	130,656	83,349	180,369	93,966	21,217	621,507	100%
	18.0%	21.0%	13.4%	29.0%	15.1%	3.4%		

## Place of Origin

Dar'a	285,108	45.9%
Homs	100,044	16.1%
Rural Damascus	74,459	12.0%
Damascus	48,589	7.8%
Aleppo	46,053	7.4%
Hama	29,507	4.7%
Idlib	9,517	1.5%
Ar-raqqa	8,888	1.4%
Al-hasakeh	3,948	0.6%
Deir-ez-zor	3,045	0.5%
Quneitra	2,892	0.5%
Lattakia	1,178	0.2%
As-sweida	858	0.1%
Tartous	297	0.0%
Other	7,124	1.1%

## Specific Needs

Child at risk	32,456	5.2%
Specific legal and physical protection needs	28,875	4.6%
Serious medical condition	28,602	4.6%
Woman at risk	22,209	3.6%
Single parent	14,162	2.3%
Disability	13,248	2.1%
Unaccompanied or separated child	5,023	0.8%
Older person at risk	4,190	0.7%
Torture	2,856	0.5%
Family unity	224	0.0%
Total	151,845	24.4%

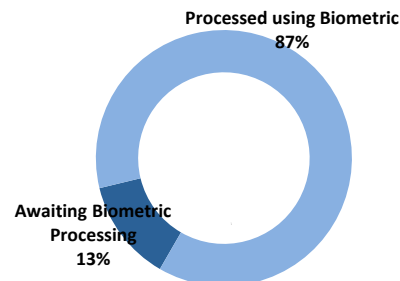
## Arrivals

Pre-2011	9,008	1.4%
2011	22,592	3.6%
2012	186,790	30.1%
2013	321,091	51.7%
2014	82,026	13.2%

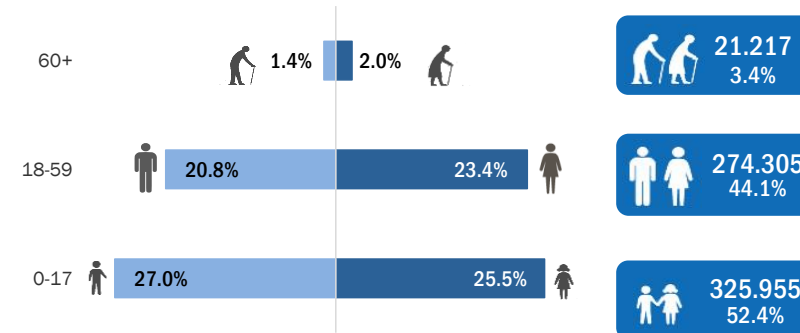
## Registration Trend

2011	2,306	0.3%
2012	129,896	14.2%
2013	666,411	73.1%
2014	113,043	12.4%

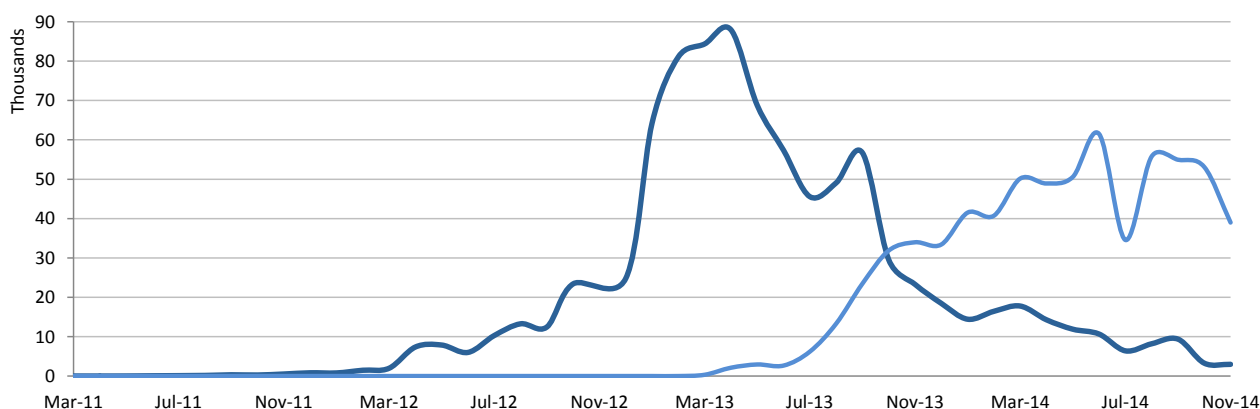
## Biometric Statistics (IRIS)



## Age-Gender Breakdown



## Syrian Registration Trend since 01 March 2011



## UNHCR Registered Syrians

