

CASH BASED INTERVENTIONS

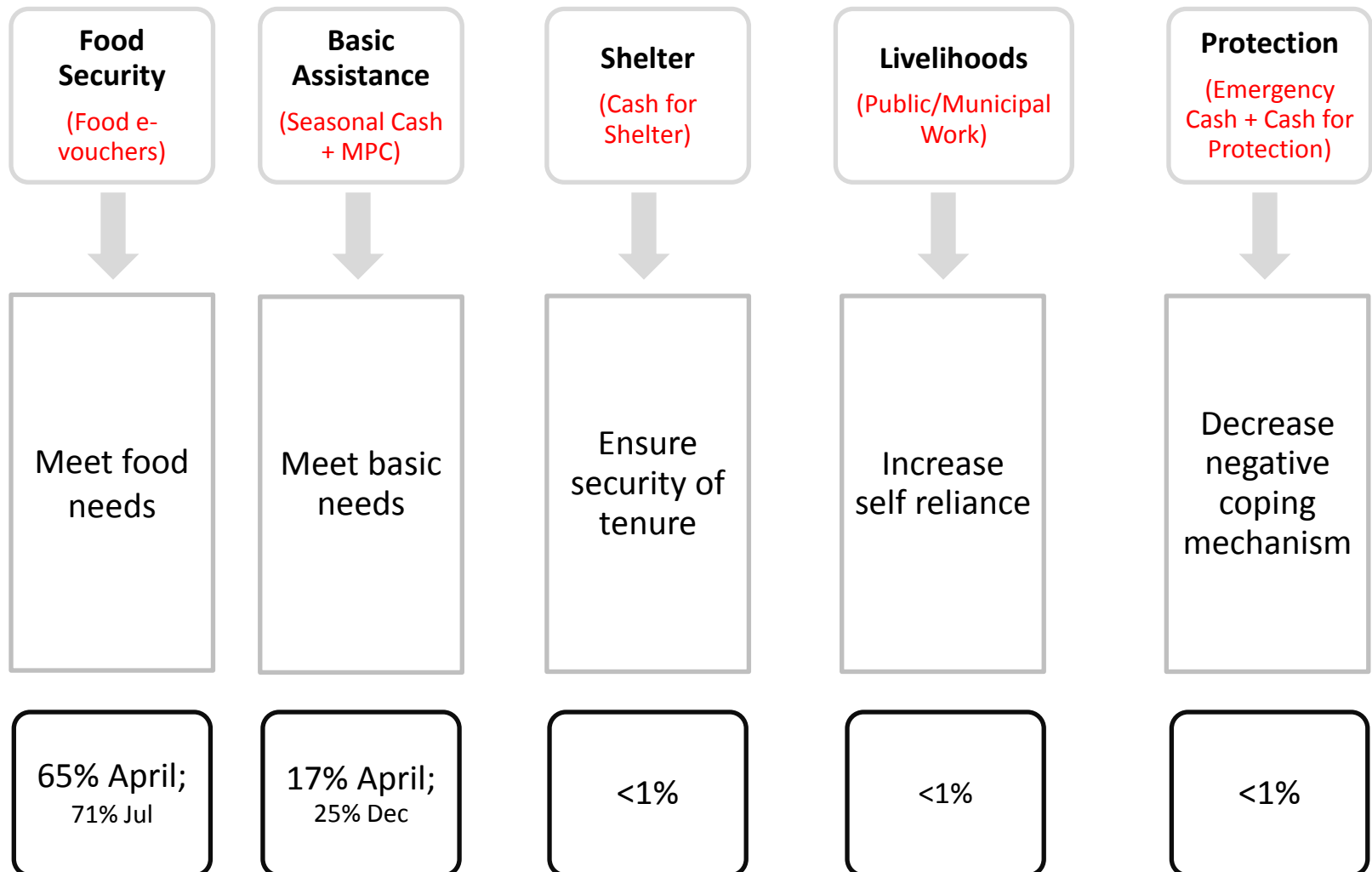
PROGRAMME DISCUSSION

MAY 2016

CASH ASSISTANCE PROGRAMS

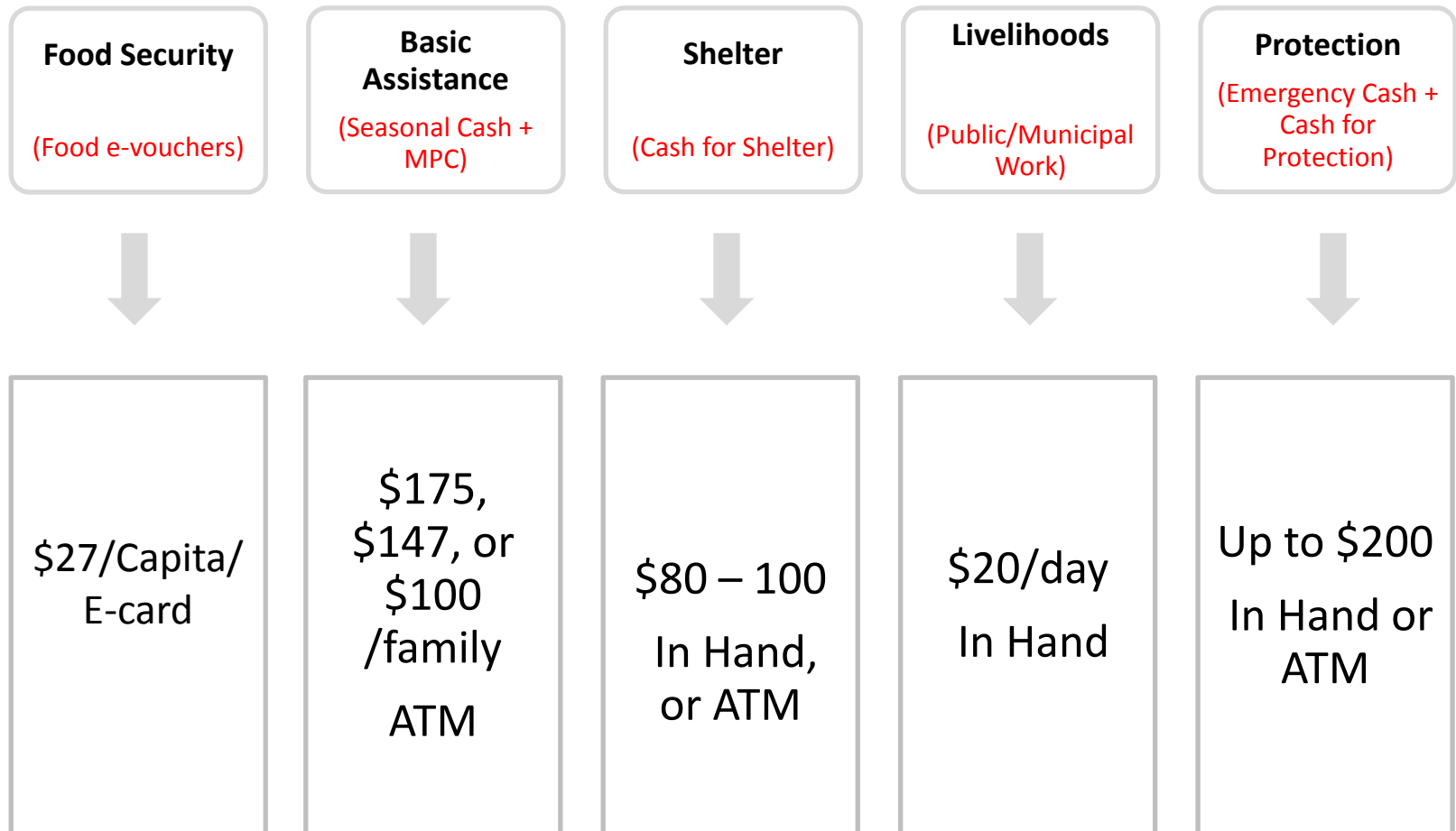
Page 2

Purpose and Scale: Cash-Based Assistance



CASH ASSISTANCE PROGRAMS

Overview: Cash-Based Assistance



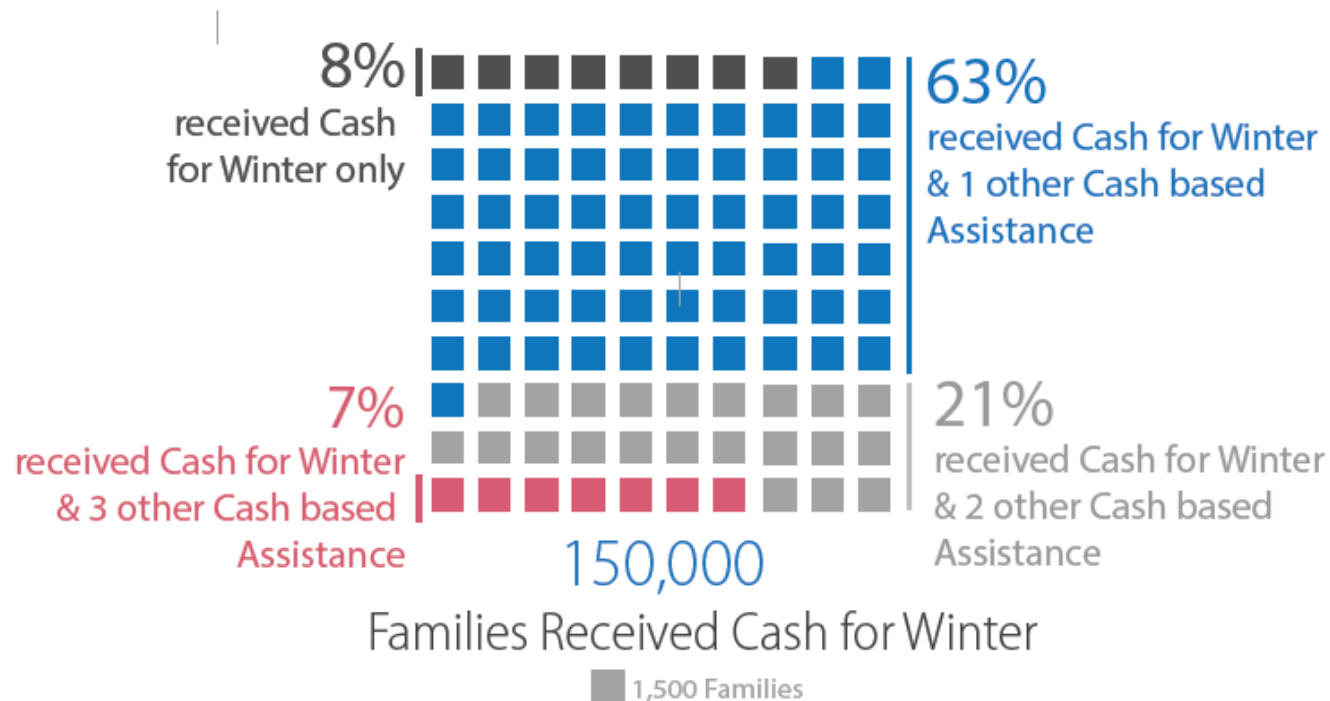
TO DISCUSS

Page 4

Were all cash based assistance included?

CASH ASSISTANCE PROGRAMS

Case Study: Seasonal Cash / Winter



Cash based assistance types:

WFP e-vouchers

\$ 40 / Child top up

\$175 Multi-purpose Cash Assistance

CASH ASSISTANCE PROGRAMS

Page 6

Case Study: Seasonal Cash / Winter

Notes:

- ☐ Scale of cash based interventions per beneficiaries: (1) food e-vouchers, (2) cash for winter, (3) multi-purpose cash, and (4) \$40/child top up
- ☐ Cash for winter serves as a top up for the regular multi-purpose cash grant to help families cope with increased seasonal expenditures
- ☐ Multi-purpose cash assistance and food assistance help families cope with economic vulnerability and vulnerability to food insecurity
→ cover parts of their SMEB needs
- ☐ \$40/Child top up meant helping vulnerable families with children below 15, living in informal settlements, keep their children warm

CASH ASSISTANCE PROGRAMS

Page 7

Case Study: Seasonal Cash / Winter

Observations

Scale: some families were reached with cash for the first time

- ❑ 7% - 10,500 HHs: severely vulnerable receiving the 4 types of cash assistance – subject to critical drop after winter season
- ❑ 21% - 31,500 HHs: severely and highly vulnerable families receiving cash for winter, food assistance, and multipurpose cash assistance
- ❑ 63% - 94,500 HHs: food eligible households – receiving food assistance and cash for winter assistance
- ❑ 8% - 12,000 HHs of the cash for winter beneficiaries did not receive any other cash based assistance

CASH ASSISTANCE PROGRAMS

Page 8

Case Study: Seasonal Cash / Winter

Analysis:

- ❑ Complementarity: when families are receiving 2 or more cash based assistance types: MPC and food assistance / MPC, food assistance, and cash for winter
- ❑ The longer the support to households the better the outcome is; more support should come through regular MPC programmes
- ❑ At least 35,000 HHs out of the 150,000 are severely vulnerable receiving more than 3 types of assistance - strong convergence for better results

TO DISCUSS

Page 9

Complementarity vs. duplication: when and where?

CASH ASSISTANCE PROGRAMS (3)

The SMEB: an Intersector Package

Components	Value	Comments	
1 Food	\$ 159	Based on WFP vouchers. Quantities to cover 2100KCAL/day	\$150 Food assistance (\$30 X 5)
2 NFI	\$ 33	Quantities harmonized by the NFI WG. Minimum NFI required	
3 Other NFI	\$ 42	Clothes + coms cost	\$175 to cover parts of NFI, shelter, water, transportation, and debt repayment needs
4 Shelter	\$ 81	Avg rent in ITS	
5 WASH	\$ 20	Monthly cost of water per HH in normal situation, 15 L/pers/day according to sphere standard.	
6 Services	\$ 27	Transportation	\$110 to be generated to cover difference from food, services and debt repayment
7 Personal Exp	\$ 72	Debt repayment	
Total SMEB	\$ 435		

Initial assistance package was recommended to be \$250

TO DISCUSS

Page 11

- ☐ Were all cash based assistance included?
- ☐ Complementarity vs. duplication: when and where?
- ☐ Cash assistance and expenditure baskets: the need and the coverage
- ☐ Relevance of cash and assistance packages for other sectors

