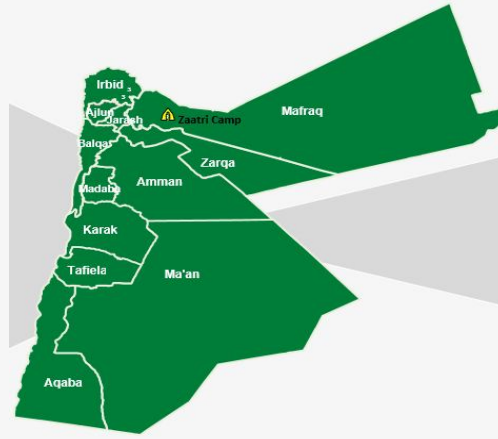
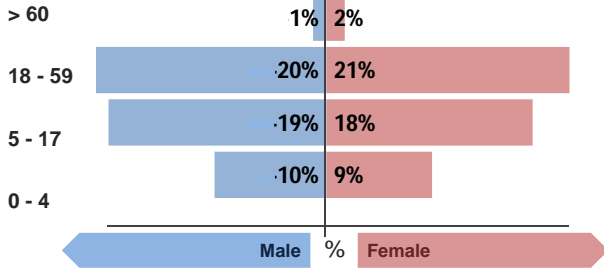




## Refugee population

Total refugee population: **79,556**

Demographic breakdown:



## Key facts

Camp opened:  
**July 2012**

## Indicators at a glance

1 Health utilisation rate	7.3	✗
2 Number of consultations per clinician per day	31	✓
3 Hospitalisation rate (/1000/month)	3.8	
4 % deliveries attended by skilled personnel	100%	✓
5 Crude Mortality Rate (CMR) (/1000/month)	0.1	✓
6 Under-five Mortality Rate (U5MR) (/1000/month)	0.0	✓
7 Neonatal Mortality Rate (NNMR) (/1000 livebirths)	0.0	✓

## Notes

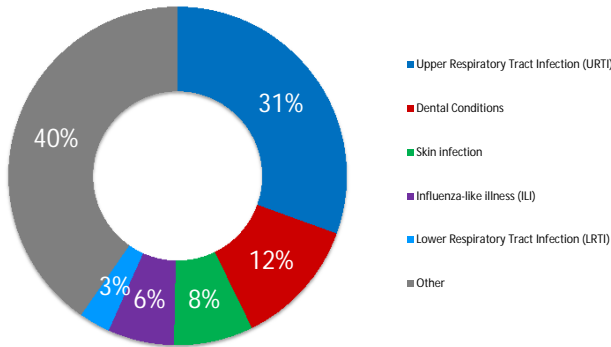
This public health profile for Za'atri refugee camp is compiled from health facility data from the following partners:

- IMC Clinic
- JHAS Clinic
- Moroccan Field Hospital
- Saudi Clinic
- MSF Holland
- RAF Qatari Clinic
- AMR Clinic 1 (Comprehensive Charitable Medical Center)
- AMR Clinic 2 (Maternity and Childhood center)

Data is collected using standardised Health Information System (HIS) data collection and reporting tools and aims to be as accurate as possible.

## Morbidity

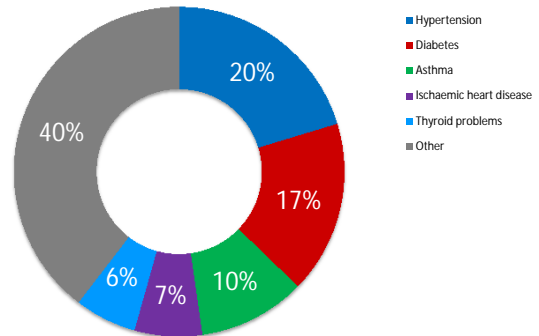
### Acute health conditions (%)



### Top 5 acute health conditions

Rank	Condition	% morbidity	# of cases
1	Upper Respiratory Tract Infection (URTI)	31%	1,856
2	Dental Conditions	12%	744
3	Skin infection	8%	461
4	Influenza-like illness (ILI)	6%	385
5	Lower Respiratory Tract Infection (LRTI)	3%	181
-	Other	40%	2,453

### Chronic health conditions (%)

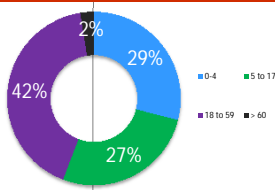


### Top 5 chronic health conditions

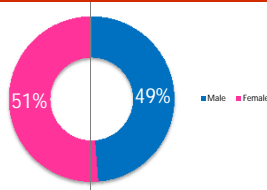
Rank	Condition	% morbidity	# of cases
1	Hypertension	20%	319
2	Diabetes	17%	266
3	Asthma	11%	165
4	Ischaemic heart disease	7%	104
5	Thyroid problems	6%	95
-	Other	40%	622

### Breakdown of acute health conditions

#### by age

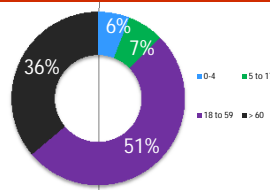


#### by gender

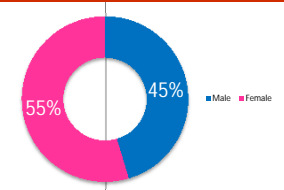


### Breakdown of chronic health conditions

#### by age



#### by gender



UNHCR gratefully acknowledges the support of the following partners:



## Public Health

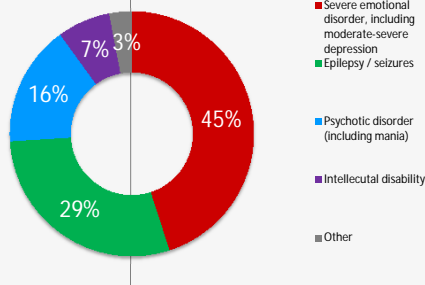
Health Impact	Indicator	Standard	
Crude Mortality Rate (CMR) (/1000/month)	0.1	< 0.48	✓
Under-five Mortality Rate (U5MR) (/1000/month)	0.0	< 1.5	✓
Neonatal Mortality Rate (NNMR) (/1000 livebirths)	0.0	< 14.9	✓
<b>Access and utilization</b>			
No. of health facilities	1 : 11366	1 : < 10,000	X
Total number of consultations	11,119		
Health utilisation rate	7.3	1 - 4	X
No. of consultations per trained clinician per day	31	< 50	✓

## Outbreak Alert and Response

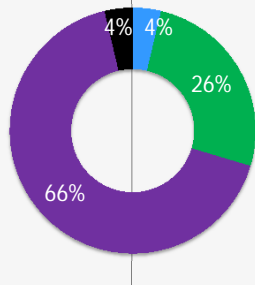
	Indicator	Standard
Number of outbreaks reported	0	
% of outbreaks investigated within 48 hours		100%
<b>Laboratory</b>		
Number of laboratory samples	10,425	

## Breakdown of mental health conditions

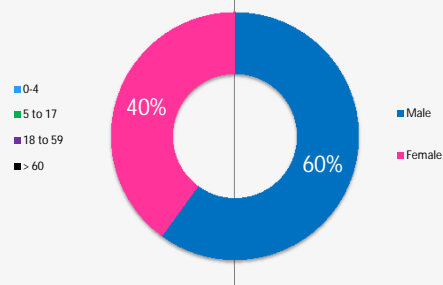
By cause



By age

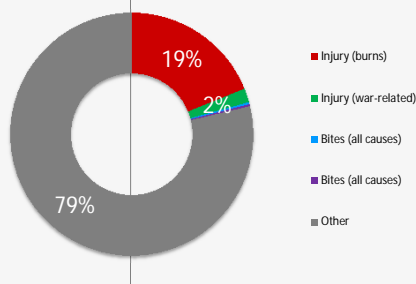


By gender

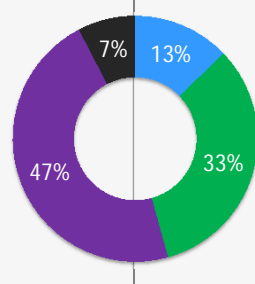


## Breakdown of injuries

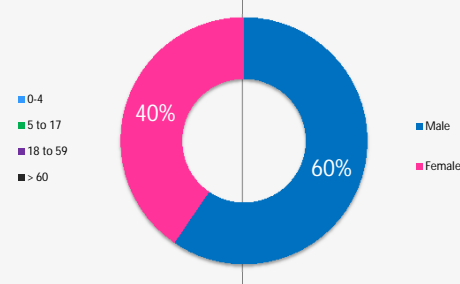
By cause



By age



By gender



## In-patient and referral

In-patient department	Indicator	Standard	
Hospitalisation rate (/1000/year)	45.1	50 - 150	⚠
Bed occupancy rate	42%	> 75%	X
Mean length of stay for authorised discharges (days)	3.5		

	Indicator	Standard
Overall case fatality rate	0%	
Proportion of deaths within 24 hours of admission	0%	

## Reproductive Health

Antenatal care	Indicator	Standard	
Coverage of antenatal care (4 or more visits)	88%	≥ 90%	X
Coverage of TT vaccination	76%	≥ 90%	X
Coverage of anaemia screening in pregnancy	92%	≥ 90%	✓
<b>Delivery care</b>			
Proportion of deliveries attended by skilled personnel	100%	≥ 90%	✓
Proportion of deliveries performed by caesarean section	24%	5 - 15%	X
Proportion of low birth weight deliveries (<2500g)	14%	< 15%	✓
<b>Maternal mortality</b>			
Number of maternal deaths reported	0		
% of maternal deaths investigated within 48 hours	0%	100%	

Postnatal care	Indicator	Standard	
Coverage of postnatal care	82%	≥ 90%	X

## Sexual and Gender-based Violence

	Indicator	Standard	
Incidence of rape (reported cases/10,000/year)*	0.0		⬆
% of rape survivors who received PEP** < 72 hours		100%	⬆
% of rape survivors who received ECP*** < 120 hours		100%	⬆
% of rape survivors who received STI**** prophylaxis < 2 wks		100%	⬆

\*Only includes rapes reported at health facilities \*\* Post-exposure prophylaxis \*\*\* Emergency contraceptive pill \*\*\*\* Sexually transmitted infection



View interactive maps and statistics online  
<http://twine.unhcr.org>

**Legend:**

- Standard met
- Interpret data with care
- Standard borderline
- Data missing
- Standard not met

