

February Statistical Dashboard



Inter-Agency
Coordination
Lebanon

The monthly dashboard summarizes the progress made by partners involved in the Lebanon Crisis Response and highlights trends affecting people in need. Partners in Lebanon are working to: 1) ensure humanitarian assistance and protection for the most vulnerable among the displaced from Syria and poorest Lebanese; 2) strengthen the capacity of national and local delivery systems to expand access to and quality of basic services; and 3) reinforce Lebanon's economic, social, institutional and environmental stability.

2016 Planning Figures



5.9 million
Estimated population living in Lebanon



3.3 million
People in need



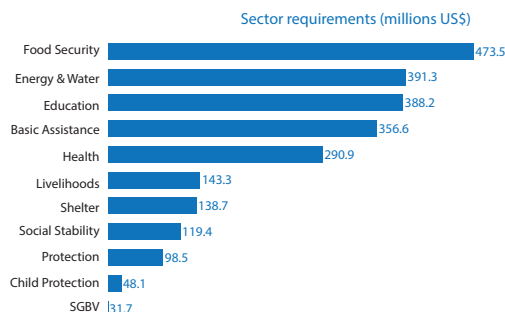
1.5 million
Displaced Syrians



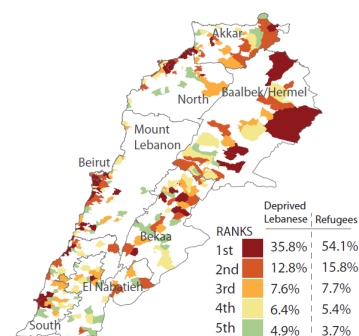
300,000
Palestinians (PRS and PRL)



2016 Funding Requirements US\$ 2.48 billion



251 Most Vulnerable Cadastrals



Basic Assistance

reached / target

# of households profiled	17,208 / 136,000
# of households receiving multi-sector/ purpose cash transfers (every month)	37,953 / 124,800
Total USD amount distributed in multi-sector/purpose cash	\$13 m / \$160 million
# of households receiving seasonal cash grants or vouchers	170,375 / 210,000
# of households assisted with core relief items	21,315 / 65,000

0%

100%

Minimum Expenditure Basket (MEB)¹ 114 \$/capita/month

Survival Minimum Expenditure Basket (SMEB)¹ 87 \$/capita/month

Syrian refugee households living on less than MEB¹ 69%

Syrian refugee households living on less than SMEB¹ 52%



Education

reached / target

# of children (3 - 5 years) enrolled in formal or non-formal Early Childhood Education	no data available
# of targeted children (5 - 17 years) enrolled in formal education (primary or secondary)	no data available
# of targeted children (5 - 17 years) enrolled in non-formal education and life-skills	no data available

0%

100%

School aged Syrian refugee children (age 3-17)² 477,034

School aged Palestinian refugees from Syria (age 3- 17)³ 10,950

of public schools operating second shifts for the 2015-16 school year⁴ 238



Energy & Water

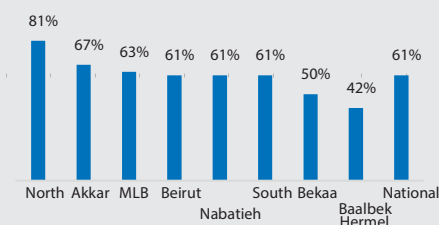
reached / target

# of people with sufficient safe water supply at an adequate level of service	169,326 / 1,343,137
# of people with access to appropriate sanitation facilities and services	130,873 / 467,172
# of people benefiting from improvements to municipal solid waste management systems at the local/municipal level	127,103 / 2,084,494
# people who have experienced a behaviour change session and related activity	77,060 / 863,296

0%

100%

Percentage of Syrian households with access to improved sources of drinking water by governorate¹



Food Security

reached / target

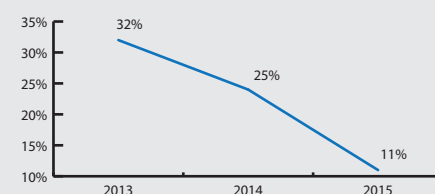
# of vulnerable people reached with food assistance (every month, various modalities)	684,615 / 934,320
Total USD transferred as cash for food	\$28.5 m / \$ 344.8 million
# of farmers with enhanced farming production	1,229 / 22,700
# of people supported for employment in the agriculture sector	0 / 30,000
# of people supported for improved nutritional practices	0 / 10,000

0%

100%

WFP food voucher amount⁶ 21.6 \$/person/month

Percentage of Syrian households with food security¹






Health

	reached / target
# of primary health care consultations provided	243,135 / 3,204,000
# of persons assisted with their hospital bills	11,270 / 128,500
# of staff receiving salary support at central, peripheral and public health centre level	55 / 283
0%	100%

Round 1 of Polio vaccination campaign (Jan)



Livelihoods

	reached / total
# micro, small and medium enterprises (MSME) & cooperatives supported	62 / 1,800
# of targeted vulnerable people working on public infrastructure/ environmental assets upgrading	788 / 65,000
# people trained and/or provided with marketable skills and services	1,468 / 54,159
0%	100%

Percentage of Syrian households living below the poverty line (\$3.84 per/day) 70%

Host community members report an increase of unemployment since the beginning of the crisis 90%

Youth unemployment rate before the crisis 34%



Protection, SGBV and Child Protection

	reached / total
# of individuals enrolled for the first time in life skills activities in community centers	1,235 / 17,000
# of individuals who received individual legal counseling on obtaining legal stay documentation	2,833 / 30,000
# of individuals who received individual legal counseling on birth registration	4,252 / 50,000
# of interventions to mitigate protection concerns and ensure access to services (includes referrals)	3,716 / 20,000
# community leaders and gatekeepers trained and/or engaged on GBV	162 / 4,500
# individuals accessing psycho-social support in safe spaces	16,966 / 120,000
# of girls and boys who are survivors or at risk receiving specialist child protection support	1,341 / 8,304
# of girls and boys participating in structured, sustained child protection or psychosocial support programmes	38,209 / 152,682
# of individuals (girls, boys and caregivers) reached with community mobilization, awareness or information	82,324 / 402,470
# of people trained on child protection	474 / 2,550
0%	100%

Total registered Syrian refugees² 1,067,785

Percentage of Syrian refugee who are women and children² 79%

Percentage of Syrian refugees without legal residency¹ 41%

Percentage of Syrian households with residency permits for all members¹ 28%

Residency permit fee per person (age 15+) USD 200

Documents required to obtain legal residency (for UNHCR-registered refugees) include:

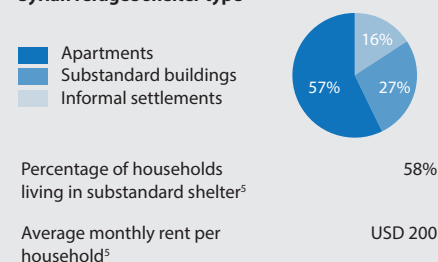
- certified copies of a lease agreement or real-estate deed;
- certified attestation from a mukhtar (village leader) that the landlord owns the property;
- notarized pledge not to work; and
- proof of financial means or support received.



Shelter

	reached / total
# of people benefiting from weatherproofing or shelter enhancements in informal settlements	30,868 / 285,030
# of people benefiting from rehabilitation of substandard buildings	6,183 / 147,353
# of people benefiting from weatherproofing or weatherproofing and WASH upgrades of substandard buildings	7,849 / 60,566
# people who received conditional cash for rent	957 / 57,468
0%	100%

Syrian refugee shelter type⁵



Social Stability

	reached / total
# community & municipal support project implemented to alleviate resource pressure and reduce tensions	11 / 732
# new dispute resolution and conflict prevention mechanisms established	1 / 32
# youth and children engaged in social stability initiatives	1,140 / 12,550
0%	100%

Number of vulnerable cadastres where population has increased by 50% or more 114

Percentage of municipalities too small to provide any local services 70%

Percentage of host and displaced communities members reporting multiple causes of tensions 55%

Sources:

¹ Vulnerability Assessment of Syrian Refugees (VASyR) 2015, <http://data.unhcr.org/syrianrefugees/download.php?id=10006>

² UNHCR refugee data, as of 1 January 2016

³ UNRWA, 2015

⁴ UNHCR 2016

⁵ Interagency Shelter Survey 2015

⁶ World Food Programme January 2016 Update, <http://data.unhcr.org/syrianrefugees/download.php?id=10220>

⁷ Interagency Social Stability December 2016 Update, <http://data.unhcr.org/syrianrefugees/download.php?id=10171>

HOUSEHOLD PROFILING

Vulnerability assessments conducted on an annual basis since 2013 show a continuous deterioration of the socio-economic situation of refugees. To inform the response, household assessment are conducted on a regular basis by 25 partners, who interview on average 10,000 households every month. The data collected through these assessments enables partners to tailor interventions based on needs. To date, around 50% of the total refugee population in Lebanon has been visited.


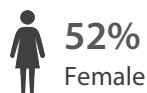
TOTAL REGISTERED SYRIAN POPULATION

1,067,785

Registered Syrian Refugees

260,000

Registered Syrian households



PROFILED HOUSEHOLDS

130,000 households visited

54% eligible for multipurpose cash assistance

30% currently receiving multipurpose cash (\$174/month)

SYRIAN REFUGEE LIVELIHOODS (HOUSEHOLD PROFILING RESULTS)

<1

Average number of people working per household

14

Average number of days worked per month among those working

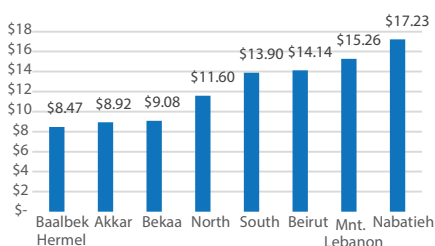
\$12.77

Average income per day among those working

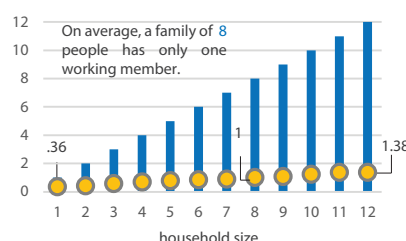
\$177

Average monthly income among those working

Average daily income among those working per governorate



Average number of working members per household size



Average Monthly Working Days and Income

Governorate	Days worked	Monthly income
Akkar	10.1	\$90.14
Baalbek-El Hermel	11.5	\$97.27
Beirut	19.7	\$278.50
Bekaa	11.7	\$106.32
El Nabatieh	14.8	\$255.00
Mount Lebanon	16.8	\$256.12
North	13.1	\$152.08
South	14.3	\$199.31

LONDON PLEDGES

SYRIA

On 4 February 2016, the Supporting Syria and the Region conference in London brought together world leaders from around the globe to raise new funding to meet the immediate and longer-term needs of people whose lives have been torn apart by the civil war.

EARMARKED FOR LEBANON

\$175 MILLION*

*75% of the pledged funds have not been allocated to a recipient country.

DONOR PLEDGES : TOTAL OF US\$12 billion

2016

\$5.9 BILLION

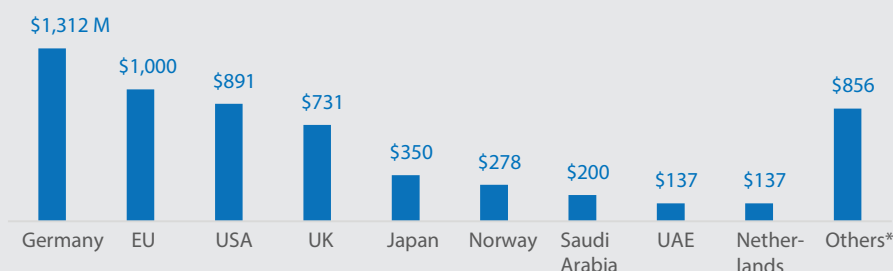
2017-2020

\$6.2 BILLION

LOANS

\$40 BILLION

2016 PLEDGES



*Denmark, Kuwait, Qatar, Belgium, Canada, Italy, Switzerland, Republic of Korea, Sweden, China, France, Austria, Finland, Ireland, Australia, Portugal, Luxembourg, Spain, Czech Republic, Poland, Iceland, Mexico, Slovakia, Estonia, Bahrain, Brazil, Serbia, Greece, Bulgaria, Romania, Croatia, Cyprus, Malta, Slovenia, Lithuania, Latvia, Malaysia.