

## Summary of Zaatari Continuous Registration Activities

01/02/2016 - 29/02/2016

Transfers to Zaatari Camp		
From	Ind	%
RBS	33	40.24%
AZRAQ	44	53.66%
EJC	5	6.10%
IRBID	0	0.00%
AMMAN	0	0.00%
<b>Total</b>	<b>82</b>	<b>100.00%</b>

Transfers From Zaatari Camp		
To	Ind	%
AZRAQ	0	0.00%
EJC	0	0.00%
<b>Total</b>	<b>0</b>	<b>0.00%</b>

Bailout Destination (City)		
City	Ind	%
Ajloun	2	5.26%
Balqa	1	1.32%
Aqabah	0	0.00%
Karak	1	1.32%
Amman	2	2.63%
Tafilah	0	0.00%
Irbid	6	15.79%
Jarash	2	2.63%
Maan	0	0.00%
Madaba	3	3.95%
Mafrqa	20	26.32%
Zarqa	1	1.32%
Not Declared	0	0.00%
<b>Total</b>	<b>38</b>	<b>60.53%</b>

Travel Abroad		
From	Ind	%
Zaatari	19	12.18%
Urban	137	87.82%
<b>Total</b>	<b>156</b>	<b>100.00%</b>

New Birth Registration		
Sex	Ind	%
Girl	120	43.32%
Boy	157	56.68%
<b>Total</b>	<b>277</b>	<b>100.00%</b>

Total Spontaneous Returns		
From	Ind	%
Zaatari	73	40.11%
Urban	109	59.89%
<b>Total</b>	<b>182</b>	<b>100.00%</b>

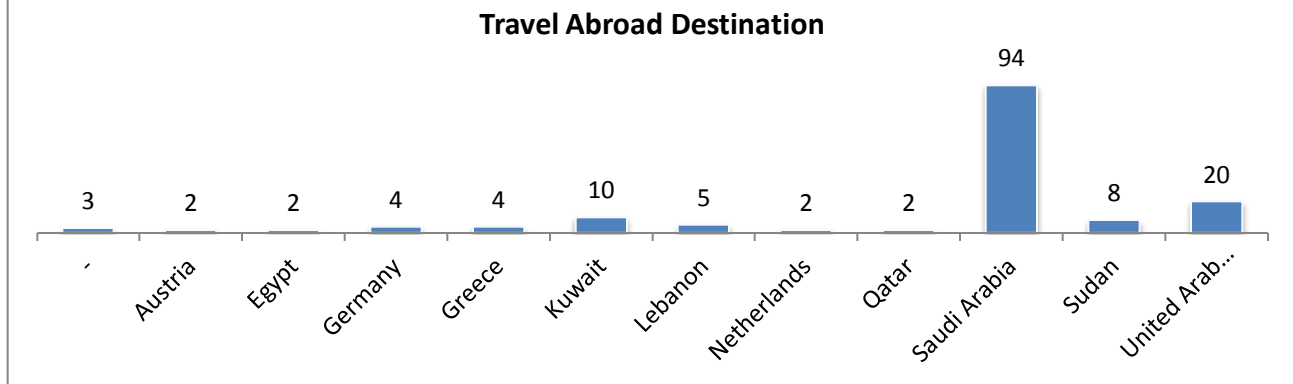
Return Destination - Zaatari Camp Residents		
City	Ind	%
Dar'a	53	72.60%
Rural Damascus	6	8.22%
Homs	0	0.00%
Damascus	0	0.00%
Aleppo	7	9.59%
Quneitra	4	5.48%
Hama	0	0.00%
Lattakia	0	0.00%
Idleb	2	2.74%
Al-hasakeh	0	0.00%
Deir-ez-zor	0	0.00%
Tartous	0	0.00%
Ar-raqqa	0	0.00%
As-sweida	0	0.00%
Unknown*	1	1.37%
<b>Total</b>	<b>73</b>	<b>98.63%</b>

Return Destination - Urban Residents		
City	Ind	%
Dar'a	75	68.81%
Rural Damascus	0	0.00%
Homs	2	1.83%
Damascus	14	12.84%
Aleppo	1	0.92%
Quneitra	3	2.75%
Hama	2	1.83%
Lattakia	0	0.00%
Idleb	3	2.75%
Al-hasakeh	0	0.00%
Deir-ez-zor	9	8.26%
Tartous	0	0.00%
Ar-raqqa	0	0.00%
As-sweida	0	0.00%
Unknown*	0	0.00%
<b>Total</b>	<b>109</b>	<b>100.00%</b>

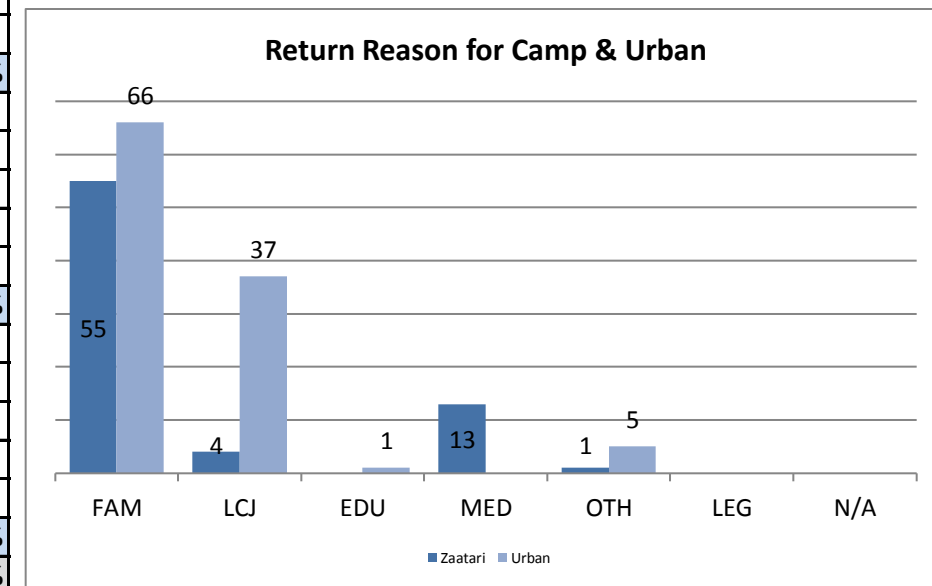
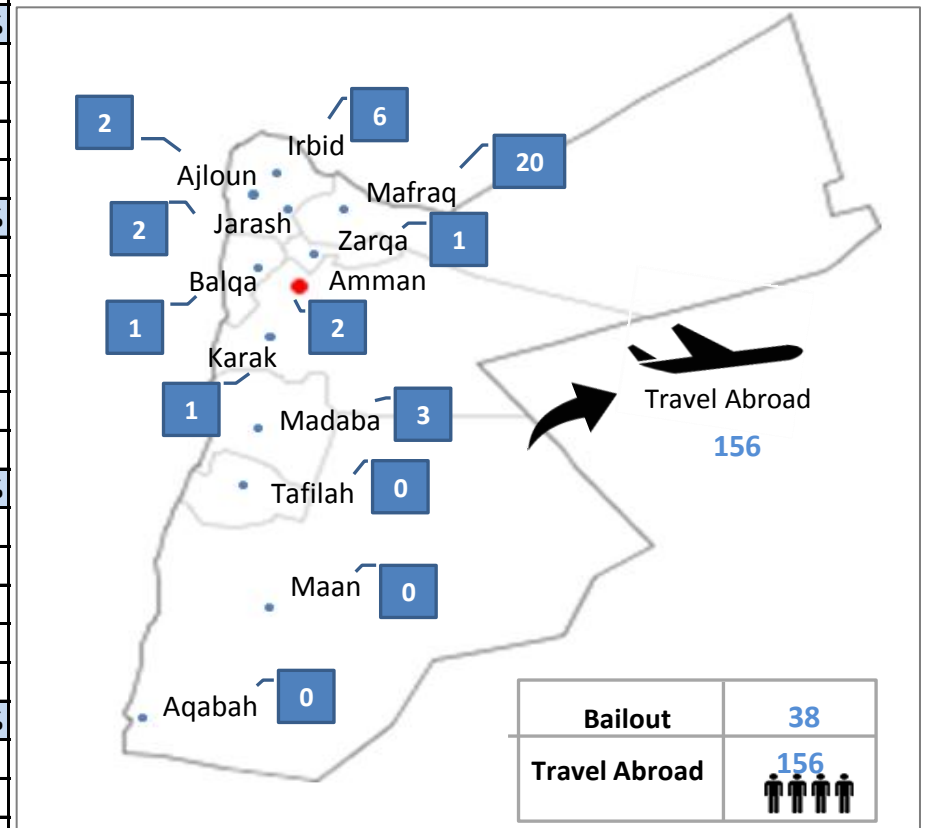
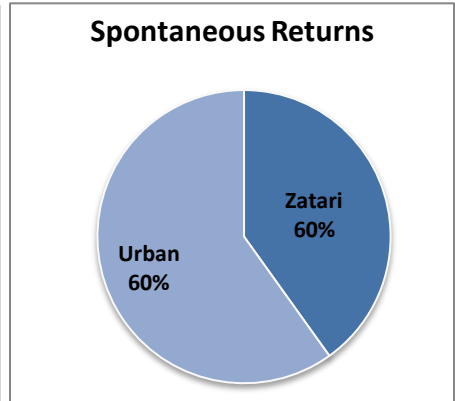
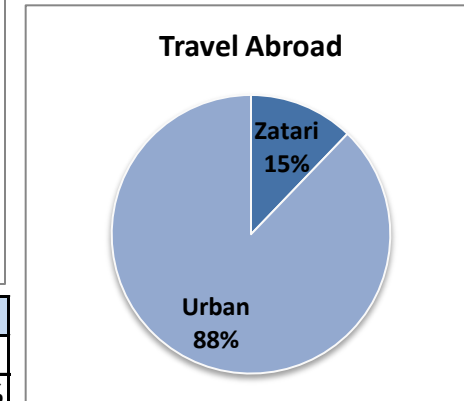
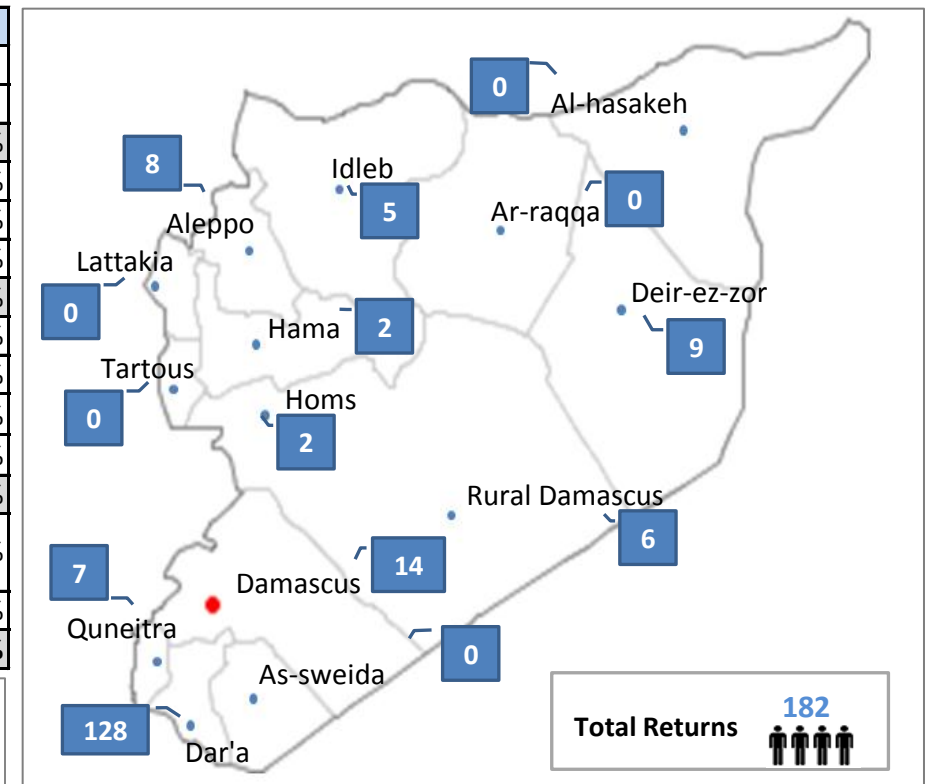
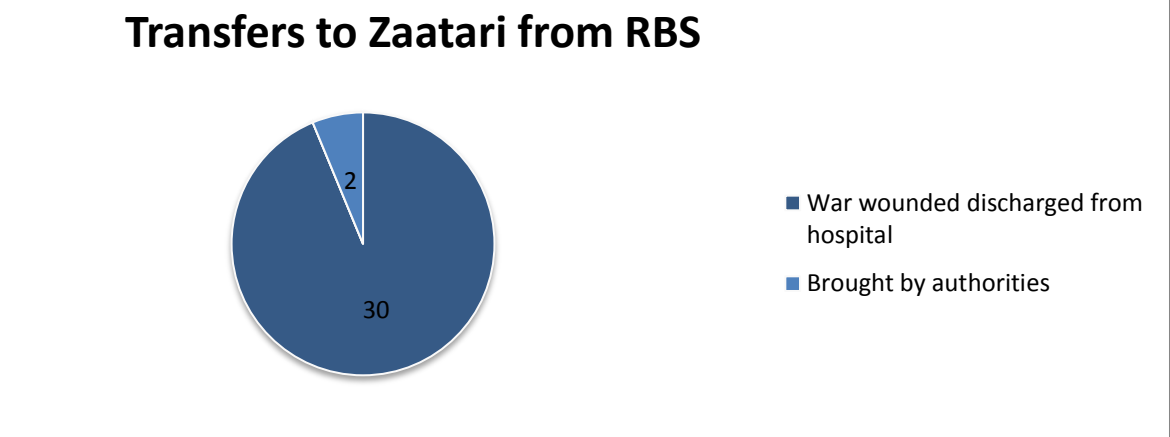
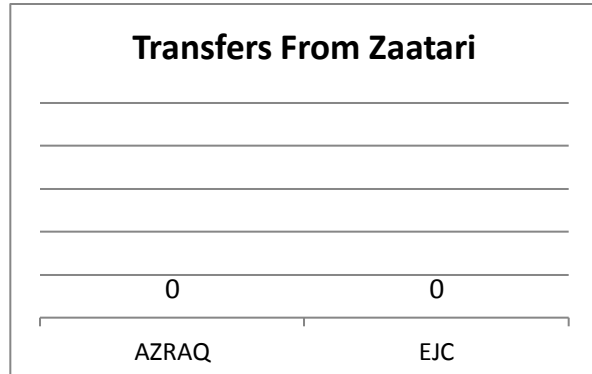
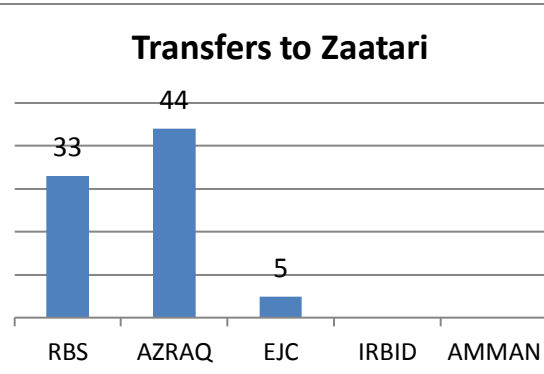
Transfers To Zaatari Camp - Urban Residents (Irbid/Amman)		
Reason	Ind	%
Family Reunification	0	0.00%
Situation Correction/Fear of arrest	0	0.00%
High life cost in urban	0	0.00%
Brought by police	0	0.00%
ASC renewal rejected in urban	0	0.00%
Assistance reduction in urban	0	0.00%
Cessation of free access to health services in urban	0	0.00%
Other	0	0.00%
<b>Total</b>	<b>0</b>	<b>0.00%</b>

Bailout Reason		
Reason	Ind	%
Family Reunification	27	71.05%
Health Condition	0	0.00%
look for a Job	0	0.00%
Economic reason	8	21.05%
Education reason	0	0.00%
Other	3	7.89%
<b>Total</b>	<b>38</b>	<b>100.00%</b>

Departure to Third Country Reason				
Reason	Zaatari Camp		Urban	
	Ind	%	Ind	%
Joining family members in Third Country	15	78.95%	128	93.43%
Lack of access to assistance (shelter, food, NFIs)	0	0.00%	0	0.00%
Lack of access to health services	0	0.00%	0	0.00%
Lack of access to education	0	0.00%	0	0.00%
Lack of employment / income-generating opportunities	2	10.53%	7	5.11%
Complete education in Third Country	0	0.00%	0	0.00%
Perceived worsen security situation in Jordan	0	0.00%	0	0.00%
Risk of arrest / detention	0	0.00%	0	0.00%
Participate in armed conflict	0	0.00%	0	0.00%
Family event (birth, marriage, death)	0	0.00%	2	1.46%
Departed to Turkey to cross into europe through unofficial channels	0	0.00%	0	0.00%
Other (Specify in comment for this category)	2	10.53%	0	0.00%
<b>Total</b>	<b>19</b>	<b>100.00%</b>	<b>137</b>	<b>100.00%</b>



Return Reason for Zaatari Camp & Urban				
Reason	Zaatari Camp		Urban	
	Ind	%	Ind	%
<b>Family reasons (FAM)</b>	<b>55</b>	<b>75.34%</b>	<b>66</b>	<b>60.55%</b>
- Reunite with family	54	98.18%	62	93.94%
- Bring relatives	0	0.00%	0	0.00%
- Attend family event	0	0.00%	2	3.03%
- Get married	1	1.82%	2	3.03%
<b>Living conditions in Jordan (LCJ)</b>	<b>4</b>	<b>5.48%</b>	<b>37</b>	<b>33.94%</b>
- Lack of income earning opportunities	4	100.00%	12	32.43%
- WFP assistance cuts	0	0.00%	0	0.00%
- Limited access to assistance	0	0.00%	3	8.11%
- Inappropriate shelter	0	0.00%	0	0.00%
- Living costs outside camp	0	0.00%	22	59.46%
- Social tensions	0	0.00%	0	0.00%
<b>Education (EDU)</b>	<b>0</b>	<b>0.00%</b>	<b>1</b>	<b>0.92%</b>
- Continue higher education	0	0.00%	0	0.00%
- Access to education	0	0.00%	1	100.00%
- Better education in Syria	0	0.00%	0	0.00%
- Education Costs in Jordan	0	0.00%	0	0.00%
- Violence in schools	0	0.00%	0	0.00%
<b>Medical reasons (MED)</b>	<b>13</b>	<b>17.81%</b>	<b>0</b>	<b>0.00%</b>
- Medical treatment completed	12	100.00%	0	0.00%
- Costs of medical treatment	0	0.00%	0	0.00%
- Health hazards in camps	0	0.00%	0	0.00%
- New health policy restrictions	0	0.00%	0	0.00%
<b>Other reasons (OTH)</b>	<b>1</b>	<b>1.37%</b>	<b>5</b>	<b>4.59%</b>
- Farming and harvest	0	0.00%	0	0.00%
- Improved security	0	0.00%	8	100.00%
- Participate in armed conflict	1	100.00%	0	0.00%
- Check on property and /or business	0	0.00%	0	0.00%
- Receive retirement benefits or salaries	0	0.00%	0	0.00%
<b>Legal reasons (LEG)</b>	<b>0</b>	<b>0.00%</b>	<b>0</b>	<b>0.00%</b>
- Risk of arrest / detention / refoulement	0	0.00%	0	0.00%
- Lack of possibility to obtain bailout	0	0.00%	0	0.00%
- Documentation	0	0.00%	0	0.00%
- Limited freedom of movement	0	0.00%	0	0.00%
- Threats in CoA	0	0.00%	0	0.00%
<b>Unknown*</b>	<b>0</b>	<b>0.00%</b>	<b>0</b>	<b>0.00%</b>
<b>Total</b>	<b>73</b>	<b>100.00%</b>	<b>109</b>	<b>100.00%</b>



\* Seen by the Jordanian Authorities without UNHCR Knowledge.

Trend Analysis on Zaatari Camp Registartion Activities

01/02/2016 - 29/02/2016

