

SITUATION ANALYSIS

The work of the social stability sector has significantly slowed down in July with only limited results to report in all areas of work of the sector. Only modest progress has been reported by partners when it comes to working with youth and support to municipal capacities and services. While several partners are in a transition phase between programmes, others are continuing ongoing activities and do not have additional results to report, considering the long time needed to implement social stability programmes. For example, it generally takes several months of work between the time a participatory committee is put in place to identify projects better suited to alleviate tensions at the local level and the completion of the project itself – in the meantime the committee itself remains active and mobilized but no new participants are reported.

In the meantime, the sector has focused its work on conducting a gap analysis, which shows that the social stability sector is active in 121 vulnerable cadasters so far this year. These include most of the highly vulnerable ones, where the population increase has led to a substantial pressure on community resources and services. 130 vulnerable cadasters all over the country remain without active social stability partners or activities implemented in them. Overall, the presence of the sector in the main urban areas remains limited.

The Institute of Political Sciences at USJ with the support of UNHCR completed a survey on perceptions of Syrian refugees in Lebanon, including a comparative sample of Lebanese respondents. The survey shows that Beirut remains the area where displaced Syrians feel the least welcome (three fourth feeling unwelcome), followed by North Lebanon and Bekaa (over 60%). Similarly, almost half of the respondents report a degrading situation over time, particularly in these three areas. The study also sheds light on the important differences between Syrians and Lebanese when it comes to feelings of insecurity. For Syrian respondents, the proportion feeling unsafe is basically the same as the ones reporting having been victim of an assault (about a quarter of respondents). On the other hand, for Lebanese respondents, the proportion feeling unsafe is much higher (almost half feel unsafe) while only 9% of Lebanese respondents have been victim of assault but 17% heard stories about insecurity.



FUNDING

(Required)

132.8 m

Humanitarian  \$10.2 m

Stabilization  \$122.6 m


PEOPLE

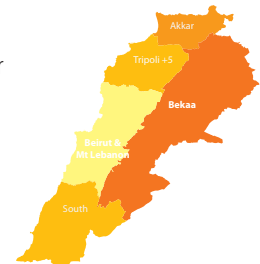
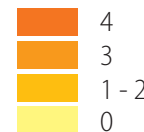
(In Need/Target)

251 (Communities in Need)

251 (Communities Targeted)


PARTNERS

7 in Lebanon

count of partners per
area of operation


PROGRESS AGAINST 2015 TARGETS

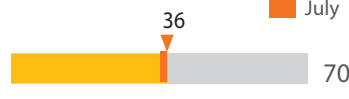
Month of July progress

Progress

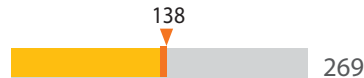

Jan to Jun

July

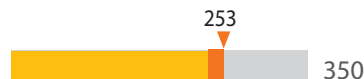
of communities with functioning conflict mitigation mechanisms



youth peacebuilding initiatives established


youth participating in initiatives
(30% women)


municipalities, unions, SDCs benefitting from capacity building programmes



municipal & community support projects implemented to address tensions




USD invested in municipal and community support projects



Security Officials trained on social stability



Conflict analysis report produced



SECTOR GAP ANALYSIS

