

**Total Active Registered Iraqis** **50,638**

## Standard Age and Gender

Age	0-4	5-11	12-17	18-35	36-59	60+	Total	%
Female	2,196	3,643	2,368	7,348	6,398	2,542	24,495	48.4%
Male	2,381	3,923	2,633	8,460	6,527	2,219	26,143	51.6%
Total	4,577	7,566	5,001	15,808	12,925	4,761	50,638	100%
	9.0%	14.9%	9.9%	31.2%	25.5%	9.4%		

## Place of Origin

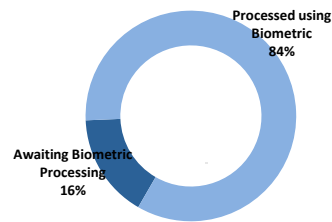
Baghdad	28,143	55.6%
Erbil	4,370	8.6%
Ninewa	3,383	6.7%
Basrah	3,118	6.2%
Anbar	3,004	5.9%
Dahuk	1,488	2.9%
Salah al-Din	1,147	2.3%
Thi-Qar	906	1.8%
Diyala	905	1.8%
Tameem	720	1.4%
Muthanna	458	0.9%
Babylon	395	0.8%
Sulaymaniyah	319	0.6%
Missan	312	0.6%
Najaf	267	0.5%
Wassit	252	0.5%
Qadissiya	182	0.4%
Kerbala	161	0.3%
Other	1,108	2.2%

## Specific Needs

Serious medical condition	4,243	8.4%
Specific legal and physical protection needs	1,663	3.3%
Disability	1,577	3.1%
Woman at risk	1,406	2.8%
Child at risk	1,192	2.4%
Single parent	668	1.3%
Older person at risk	598	1.2%
Unaccompanied or separated child	159	0.3%
Total	11,506	22.7%

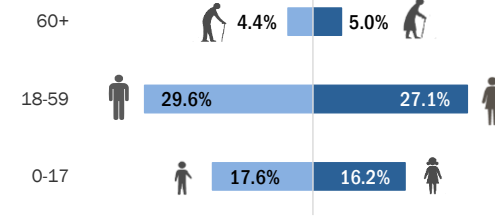
\* An individual can have more than one specific need

## Biometric Statistics (IRIS)



## UNHCR Jordan

### Age-Gender Breakdown

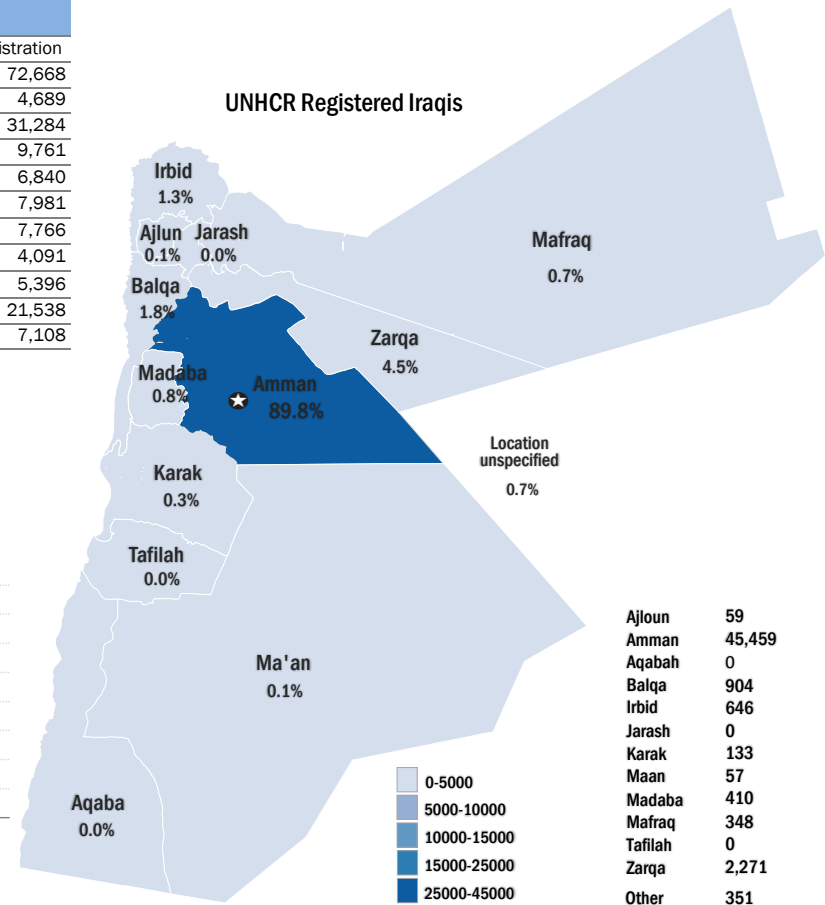


4,761	9.4%
28,733	56.7%
17,144	33.9%

## Arrivals

Arrival	Registration
Pre-2006	4,382
2006	3,381
2007	2,208
2008	1,156
2009	1,482
2010	2,165
2011	2,688
2012	2,903
2013	5,504
2014	19,294
2015	5,475

## UNHCR Registered Iraqis



Ajloun	59
Amman	45,459
Aqabah	0
Balqa	904
Irbid	646
Jarash	0
Karak	133
Ma'an	57
Madaba	410
Ma'raq	348
Tafilah	0
Zarqa	2,271
Other	351

## Iraqi Arrival & Registration Trends since Jan 2013

