

Total Active Registered Syrians

628,867



Urban

520,127

82.7%



Camps

108,740

17.3%

Standard Age and Gender

Age	0-4	5-11	12-17	18-35	36-59	60+	Total	%
Female	51,387	65,993	40,832	95,545	52,157	12,957	318,871	50.7%
Male	54,406	69,576	43,457	88,444	44,792	9,321	309,996	49.3%
Total	105,793	135,569	84,289	183,989	96,949	22,278	628,867	100%
	16.8%	21.6%	13.4%	29.3%	15.4%	3.5%		

Place of Origin

Dar'a	282,161	44.9%
Homs	100,450	16.0%
Rural Damascus	77,110	12.3%
Aleppo	50,689	8.1%
Damascus	49,022	7.8%
Hama	30,664	4.9%
Ar-raqqa	10,151	1.6%
Idleb	9,686	1.5%
Al-hasakeh	4,514	0.7%
Deir-ez-zor	3,439	0.5%
Quneitra	2,872	0.5%
Lattakia	1,209	0.2%
As-sweida	1,118	0.2%
Tartous	334	0.1%
Other	5,448	0.9%

Specific Needs

Specific legal and physical protection needs	43,853	7.0%
Child at risk	42,730	6.8%
Serious medical condition	34,071	5.4%
Woman at risk	24,892	4.0%
Single parent	18,004	2.9%
Disability	15,018	2.4%
Older person at risk	4,785	0.8%
Unaccompanied or separated child	4,628	0.7%
Total	187,981	29.9%

* An individual can have more than one specific need

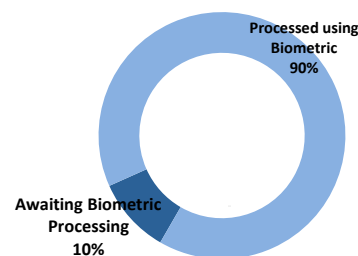
Arrivals

Pre-2011	9,447	1.5%
2011	22,636	3.6%
2012	182,973	29.1%
2013	313,343	49.8%
2014	82,769	13.2%
2015	17,699	2.8%

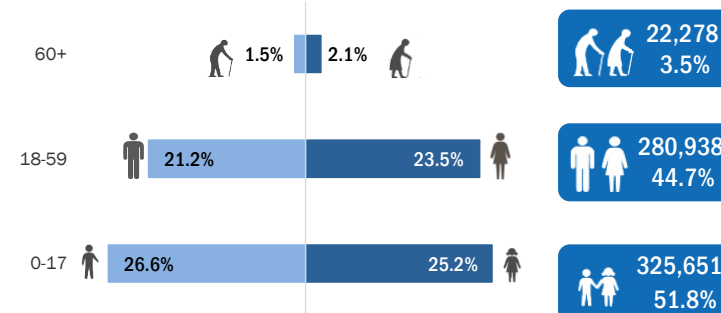
Registration Trend

2011	2,361	0.3%
2012	129,338	13.7%
2013	665,224	70.5%
2014	121,392	12.9%
2015	25,760	2.7%

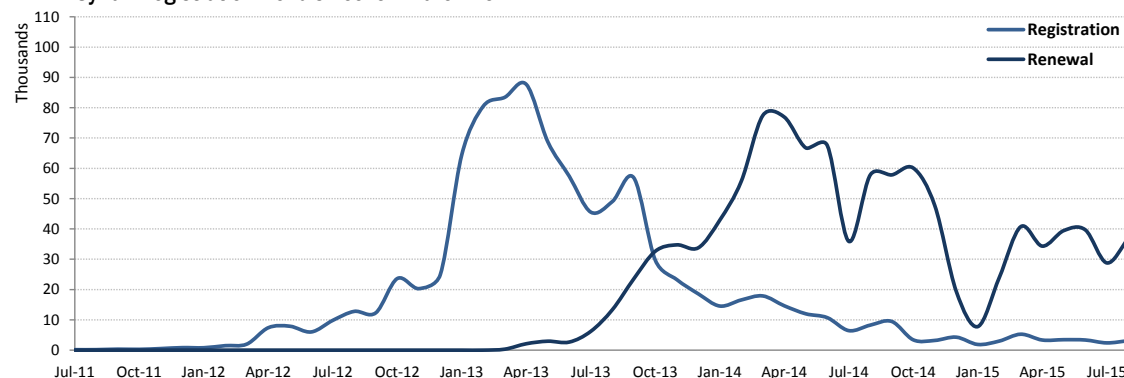
Biometric Statistics (IRIS)



Age-Gender Breakdown

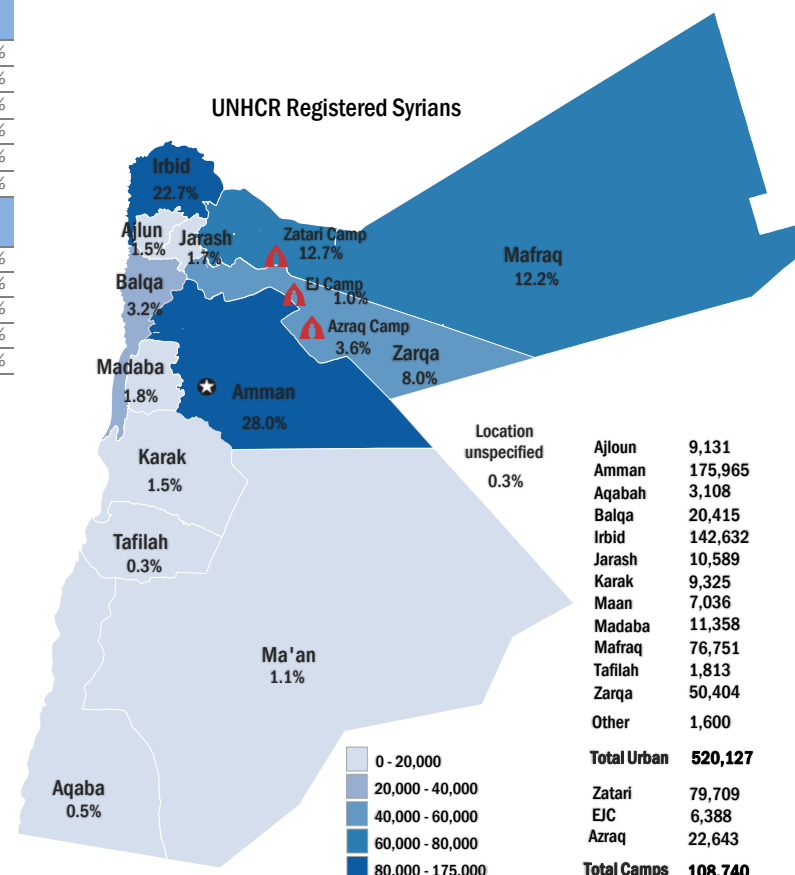


Syrian Registration Trend since 01 March 2011



Interagency Portal: <http://data.unhcr.org/Syrianrefugees>
 UNHCR on the web: <http://www.unhcr.org> ; <http://www.unhcr.org>
 UNHCR on Social network: <http://www.facebook.com/UNHCRJordan> ; http://twitter.com/And_Harper ; <http://twitter.com/ZaatariCamp>
 DAG Jordan

UNHCR Registered Syrians



* Coloured map only reflects refugees living outside camps.

Total Urban 520,127

Total Camps 108,740