

**Total Active Registered Syrians** **629,128**



Urban

**521,611**
**82.9%**


Camps

**107,517**
**17.1%**

## Standard Age and Gender

Age	0-4	5-11	12-17	18-35	36-59	60+	Total	%
Female	51,466	65,716	40,893	95,978	51,981	12,931	318,965	50.7%
Male	54,473	69,342	43,533	88,782	44,672	9,361	310,163	49.3%
<b>Total</b>	<b>105,939</b>	<b>135,058</b>	<b>84,426</b>	<b>184,760</b>	<b>96,653</b>	<b>22,292</b>	<b>629,128</b>	<b>100%</b>
	16.8%	21.5%	13.4%	29.4%	15.4%	3.5%		

## Place of Origin

Dar'a	284,119	45.2%
Homs	100,507	16.0%
Rural Damascus	76,749	12.2%
Aleppo	49,941	7.9%
Damascus	49,014	7.8%
Hama	30,491	4.8%
Ar-raqqa	9,712	1.5%
Idlib	9,680	1.5%
Al-hasakeh	4,317	0.7%
Deir-ez-zor	3,225	0.5%
Quneitra	2,936	0.5%
Lattakia	1,201	0.2%
As-sweida	1,048	0.2%
Tartous	330	0.1%
Other	5,858	0.9%

## Specific Needs

Specific legal and physical protection needs	41,872	6.7%
Child at risk	39,815	6.3%
Serious medical condition	32,096	5.1%
Woman at risk	24,407	3.9%
Single parent	16,881	2.7%
Disability	14,413	2.3%
Unaccompanied or separated child	4,637	0.7%
Older person at risk	4,587	0.7%
<b>Total</b>	<b>178,708</b>	<b>28.4%</b>

\* An individual can have more than one specific need

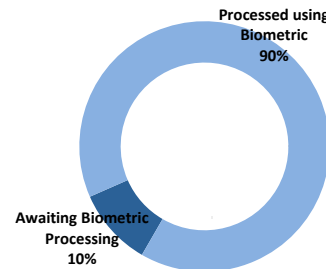
## Arrivals

Pre-2011	9,386	1.5%
2011	22,664	3.6%
2012	184,425	29.3%
2013	316,559	50.3%
2014	83,724	13.3%
2015	12,370	2.0%

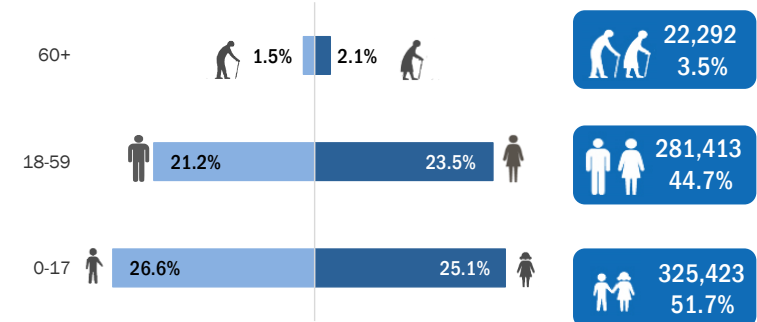
## Registration Trend

2011	2,361	0.3%
2012	129,338	13.8%
2013	665,229	71.0%
2014	121,391	13.0%
2015	18,717	2.0%

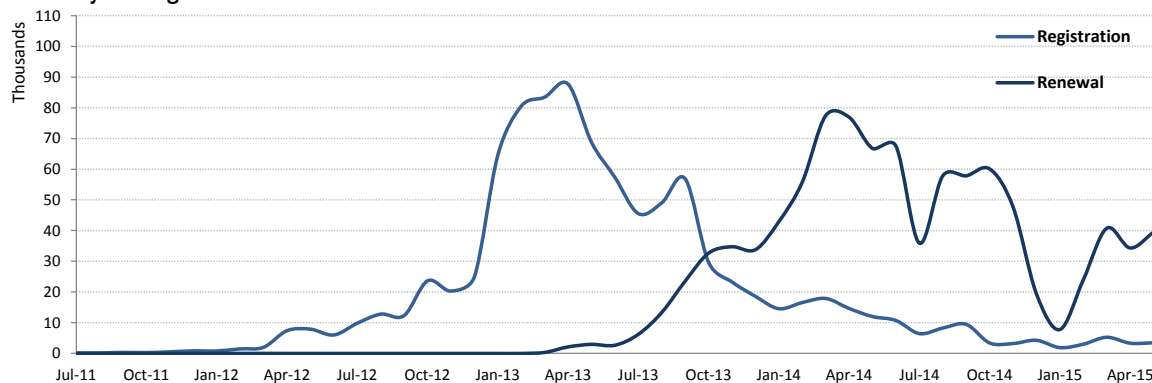
## Biometric Statistics (IRIS)



## Age-Gender Breakdown



## Syrian Registration Trend since 01 March 2011



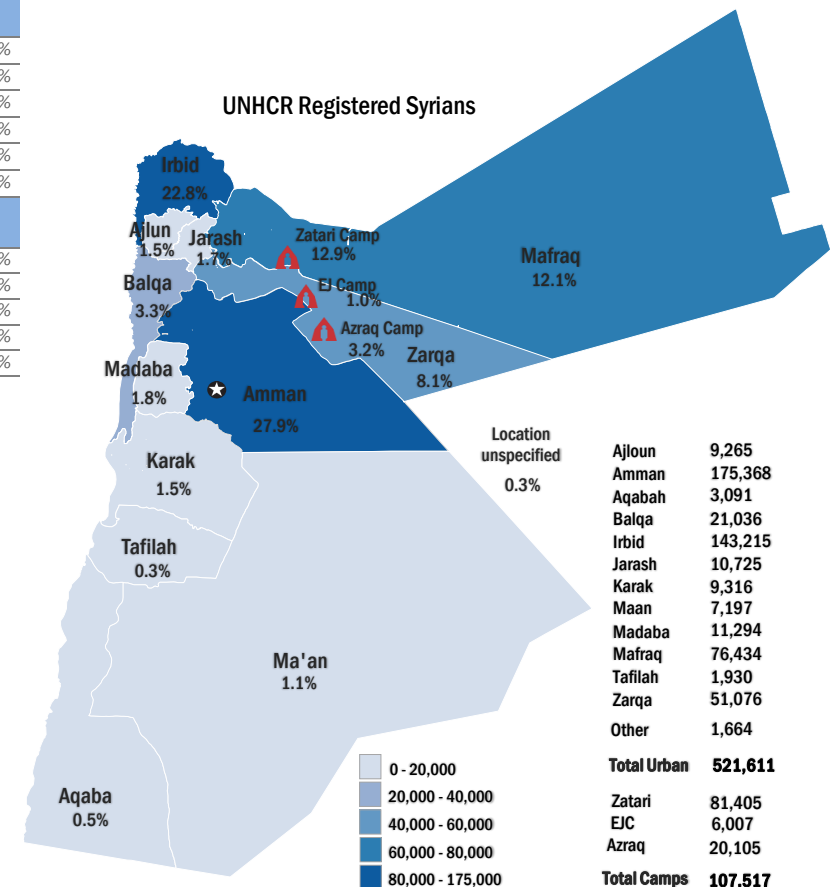
Interagency Portal: <http://data.unhcr.org/Syrianrefugees>

UNHCR on the web: <http://www.unhcr.org> ; <http://www.unhcr.org>

UNHCR on Social network: <http://www.facebook.com/UNHCRJordan> ; [http://twitter.com/And\\_Harper](http://twitter.com/And_Harper) ; <http://twitter.com/ZaatariCamp>

DAG Jordan

## UNHCR Registered Syrians



\* Coloured map only reflects refugees living outside camps.