



Registration Unit

Total Persons of
Concern

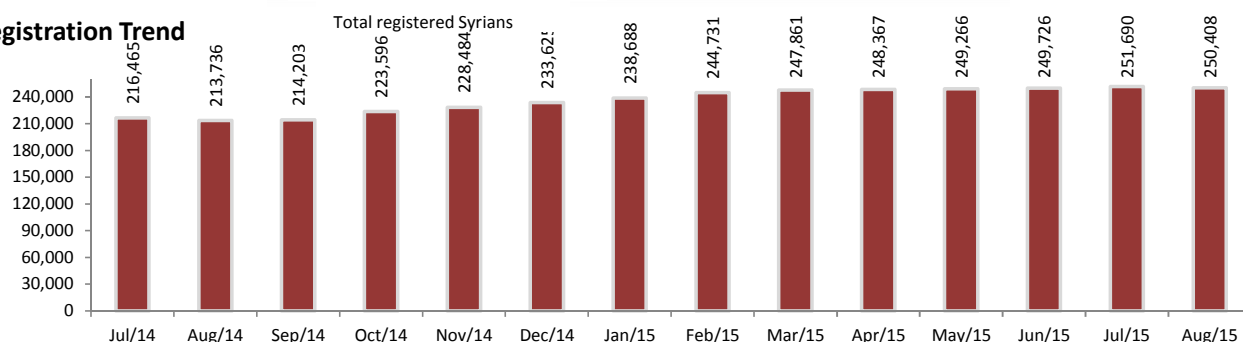
Individuals

250,408

Households

88,513

Registration Trend

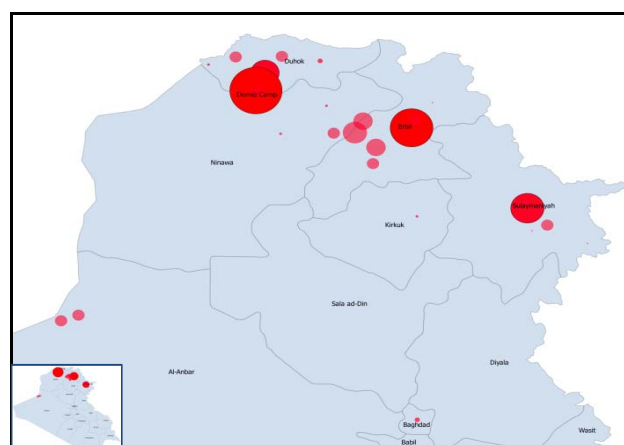
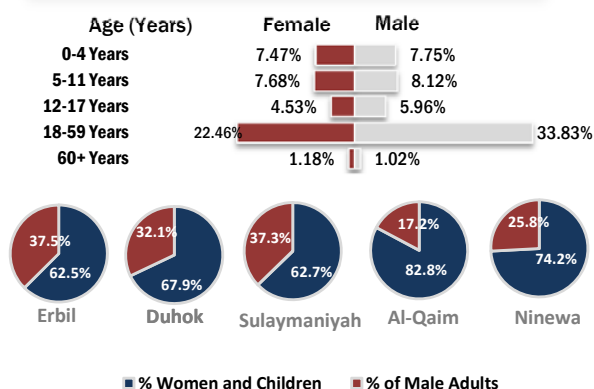


This profile is based on

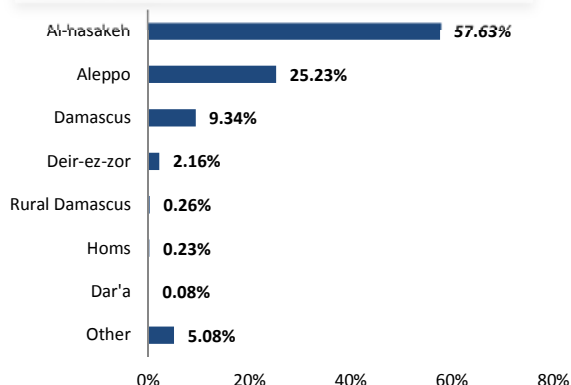
250,408

proGres registered individuals

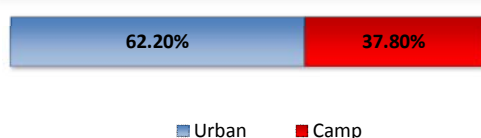
Age and Gender Breakdown



Place of Origin



Camp and non-camp population comparison



Governorate	Individuals	Households	% Total
Duhok	98,791	30,616	39.45%
Erbil	113,142	43,220	45.18%
Sulaymaniyah	30,131	11,959	12.03%
Anbar	4,512	1,151	1.80%
Ninewa	1,576	517	0.63%
Kirkuk	805	289	0.32%
Baghdad	568	295	0.23%
Other	883	466	0.35%
Total Iraq	250,408	88,513	100%

Camps Registered Population			
Camp	Individuals	Households	% Total
Al-Obaidi Camp	1,519	319	1.60%
Akre Settlement	1,460	346	1.54%
Domiz Camp 1	40,840	13,394	43.14%
Domiz Camp 2	6,327	1,417	6.68%
Gawilan Camp	7,202	1,775	7.61%
Basirna Camp	3,574	864	3.78%
Darashakran Camp	10,351	2,292	10.93%
Kawergosk Camp	10,138	2,676	10.71%
Qushtapa Camp	6,634	1,761	7.01%
Arbat Camp	6,618	1,777	6.99%
Total	94,663	26,621	100%

From 16 June 2014, as Al-Obaidi Camp became inaccessible to UN agencies and other humanitarian staff, the camp registered population figure is not updated.