





Inter Agency Meeting –7 August 2015



AGENDA

- Protection Update
- Update on Mid-Year Update
- FAO/Min of Agriculture presentation on the Food Security and Livelihoods Assessment
- USJ survey about perceptions of security among Syrian refugees and host community in Lebanon




AGENDA

- **Protection Update**
- Update on Mid-Year Update
- FAO/Min of Agriculture presentation on the Food Security and Livelihoods Assessment
- USJ survey about perceptions of security among Syrian refugees and host community in Lebanon



Syrian Registration as of 31 July 2015

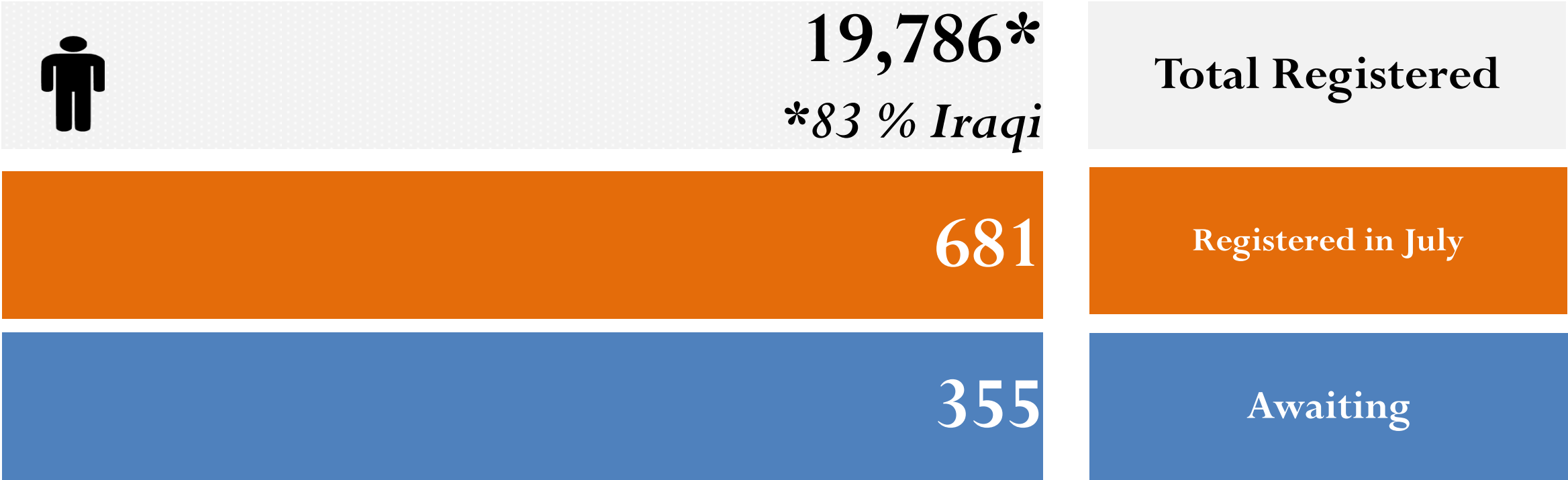
No waiting period since new registration has been temporarily suspended as of 6 May 2015 as per the instructions of the GoL

	1,171,959	Total
	1,171,959	Registered
	0	Awaiting



Non-Syrian Registration as of 31 July 2015

22 days waiting period





Syrians Approaching UNHCR

- All unregistered Syrians approaching UNHCR are counseled on the 06 May GOL Policy on the suspension of registration.
- On 10 July, the add-on of new babies born in Lebanon to registered parents began jointly with 5 MoSA staff who were deployed to the 4 registration centres.



July Thematic Questionnaire

- ❑ **Sample size:** 961 HH randomly selected out of the 10,083 HH renewed in July. 9.5% sample size
- ❑ **Objective:** Obtaining information on “Registration of Marriage”
- ❑ **Limitations:** not in-depth survey, generates base line information only, time bound.




Snap Shot of the July Thematic Questionnaire

- **14% were married in Lebanon:**
 - 40% married at certified religious leaders, 29% at non-certified religious leaders and 28% at religious courts
 - 40% registered their marriage while 56% did not, mainly because they were not aware of the procedures (35%), or could not afford to pay the fees (30%) or did not have all the requested documents
- **84% were not married in Lebanon:**
 - 90% had the family booklet as proof of their marriage and 2% had no proof
 - Only 12% of those who had no proof of marriage knew that they could get their marriage recognized by a religious court in Lebanon
- **2% were not married:**
 - 44% of them knew the procedures of registering marriages in Lebanon, 26% partially knew and 30% did not know
 - If they got married, 19% said they would try to get their marriage registered in Syria, 33% said they wouldn't register their marriage in Lebanon and 48% said that they would

Field PWGs

- Evictions in the North – as populations disperse, harder to assist, partners have assisted with shelter packages, WASH assistance including installation and relocation of water tanks, water trucking, installation of latrines, distribution of high energy biscuits, food parcels and providing counseling on lease agreements and group awareness on HLP
- Issues of confiscation of documents at hospitals
- Increased numbers of Syrians crossing into Lebanon on transit to third country
- Across the board, protection desks, feedback from NGOs and volunteers, concern about impact of food reductions



AGENDA

- Protection Update
- **Update on Mid-Year Update**
- FAO/Min of Agriculture presentation on the Food Security and Livelihoods Assessment
- USJ survey about perceptions of security among Syrian refugees and host community in Lebanon

LCRP Mid-Year Update



Content

LCRP Mid-term review

- **Strategic Objectives**
- **Achievements as of 30 June**
- **Funding**
- **Critical gaps and priorities**



LCRP Strategic objectives

1. **Ensure humanitarian assistance** and protection for the most vulnerable among the displaced from Syria and the poorest Lebanese
2. **Strengthen the capacity of national and local service delivery systems** to expand access to and quality of basic public services
3. **Reinforce Lebanon's economic, social, environmental, and institutional stability**


SO1. Ensure humanitarian assistance

Protecting the most vulnerable Lebanese and displaced



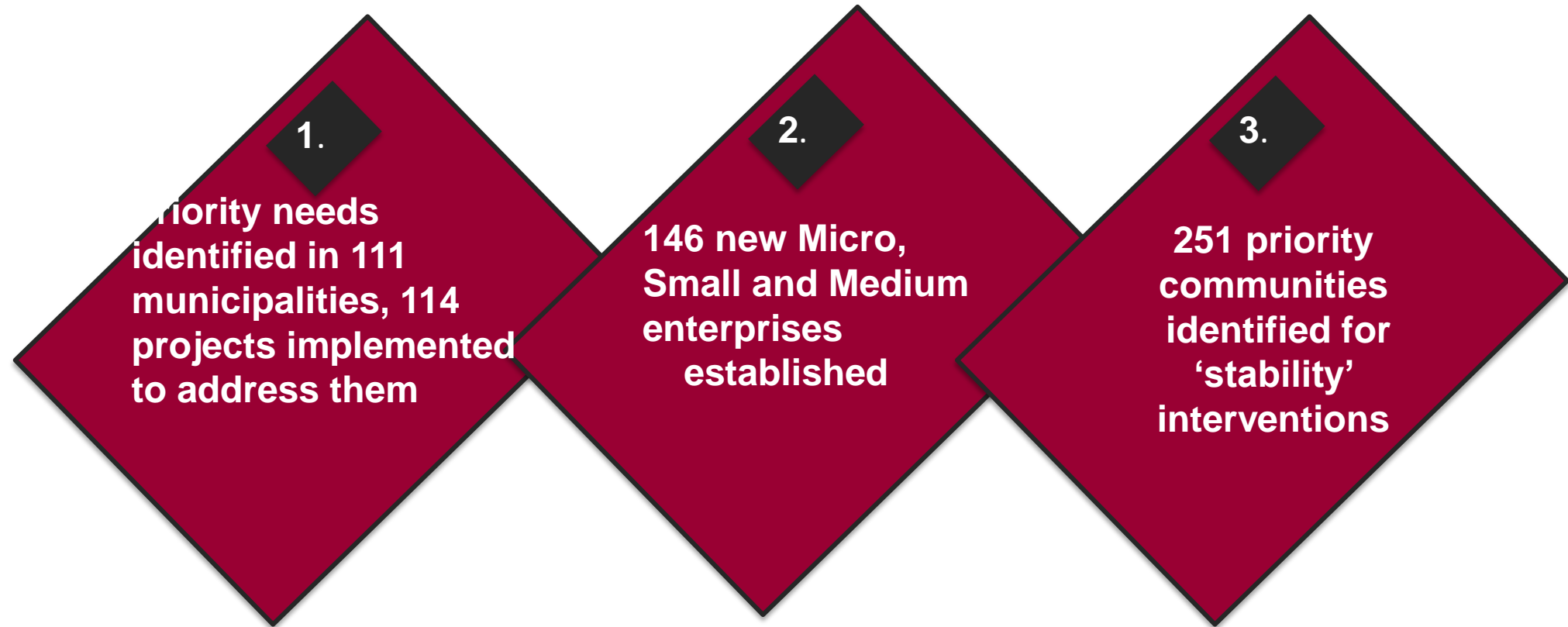
SO2. Strengthened service delivery

Improving the capacity of and access to basic public services



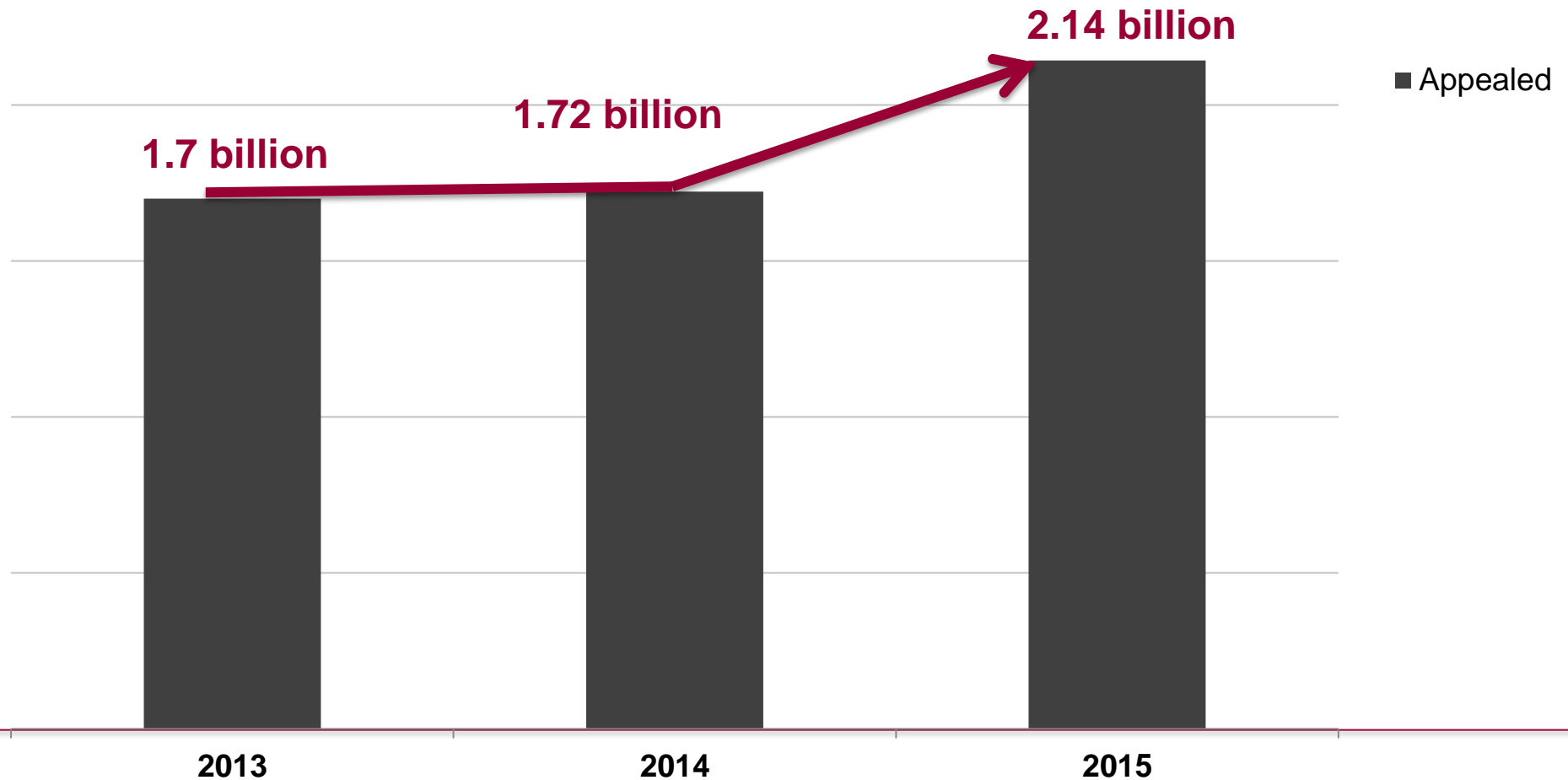
SO3. Reinforce the stability of Lebanon

Strengthening economic, social, environmental and institutional stability



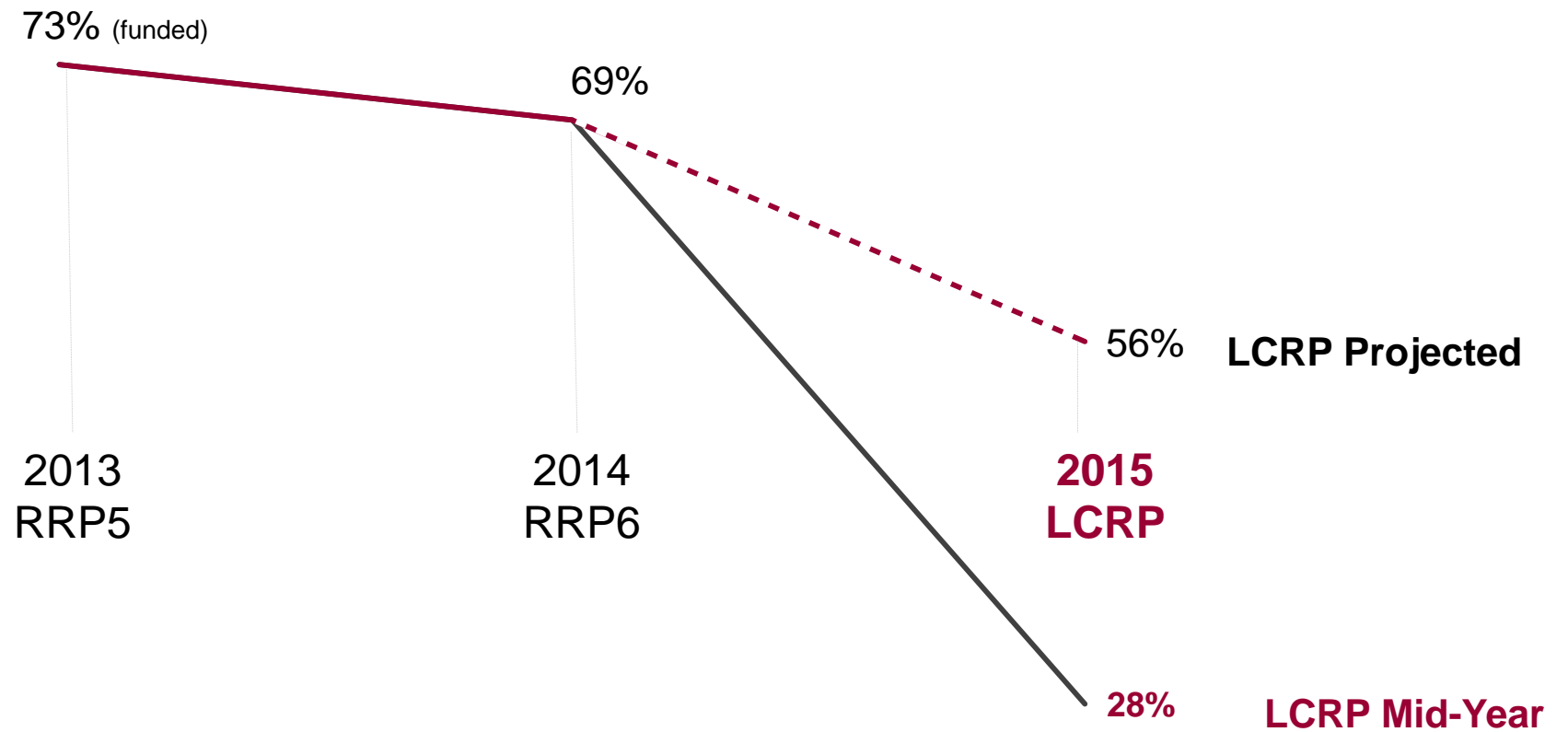
Funding

Increasing funding requested

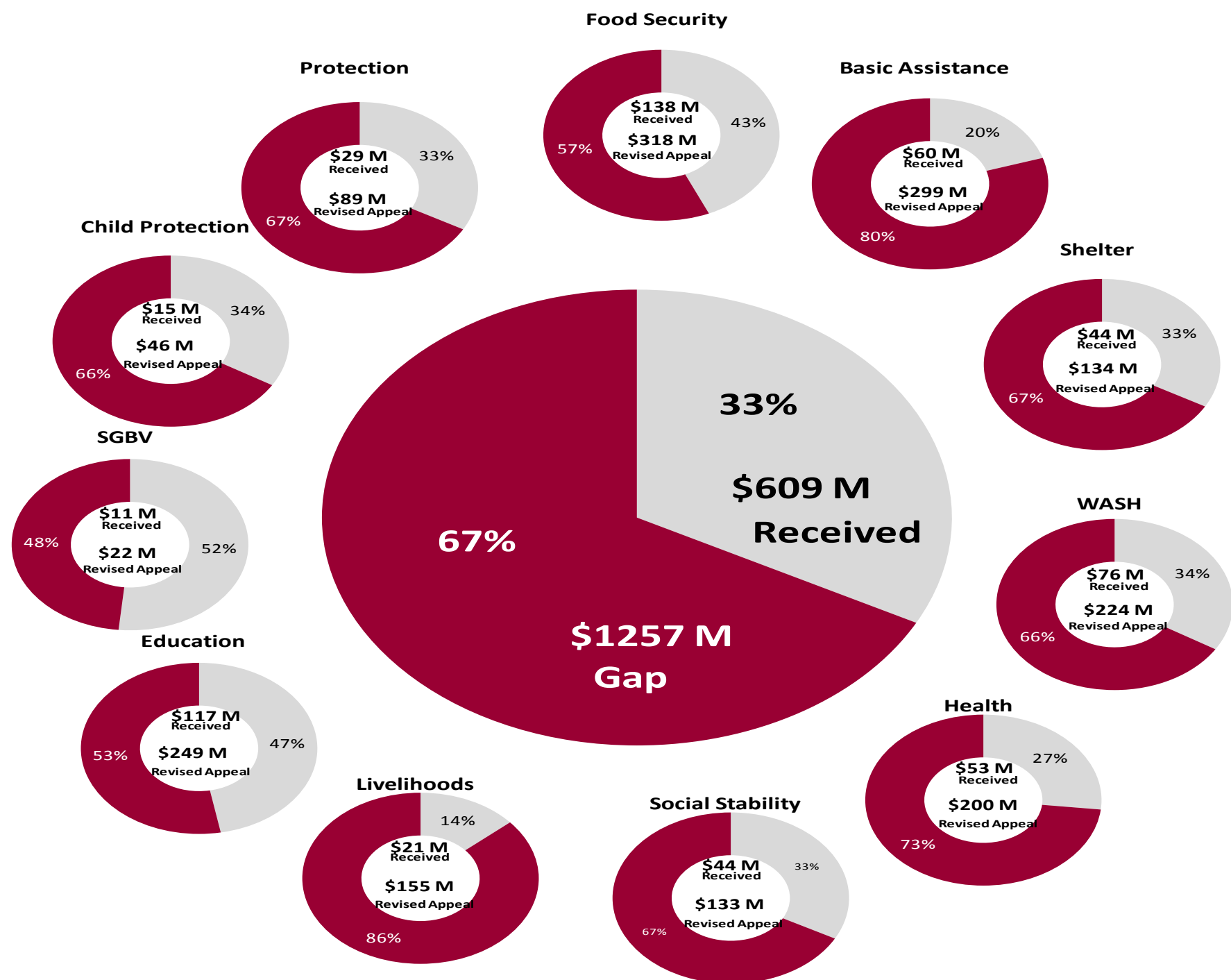


Funding

Decreasing Ability to Meet Needs

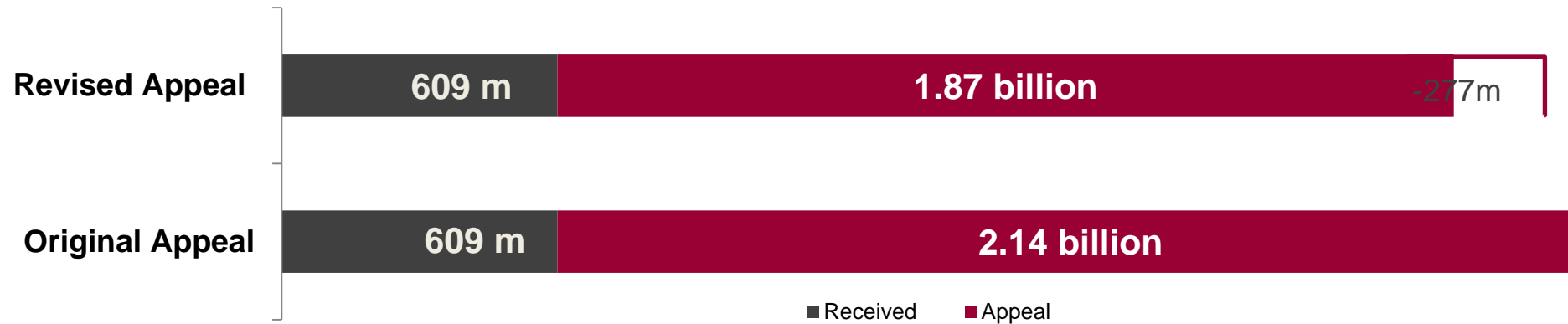


Funding Received by Sector

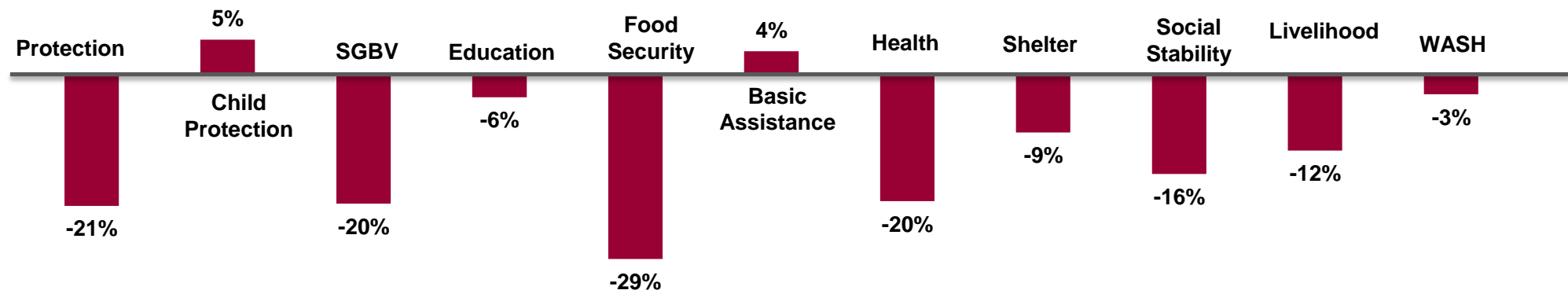


Funding LCRP

Revised Appeal: **USD 277 million reduction**



Percentage Change per Sector

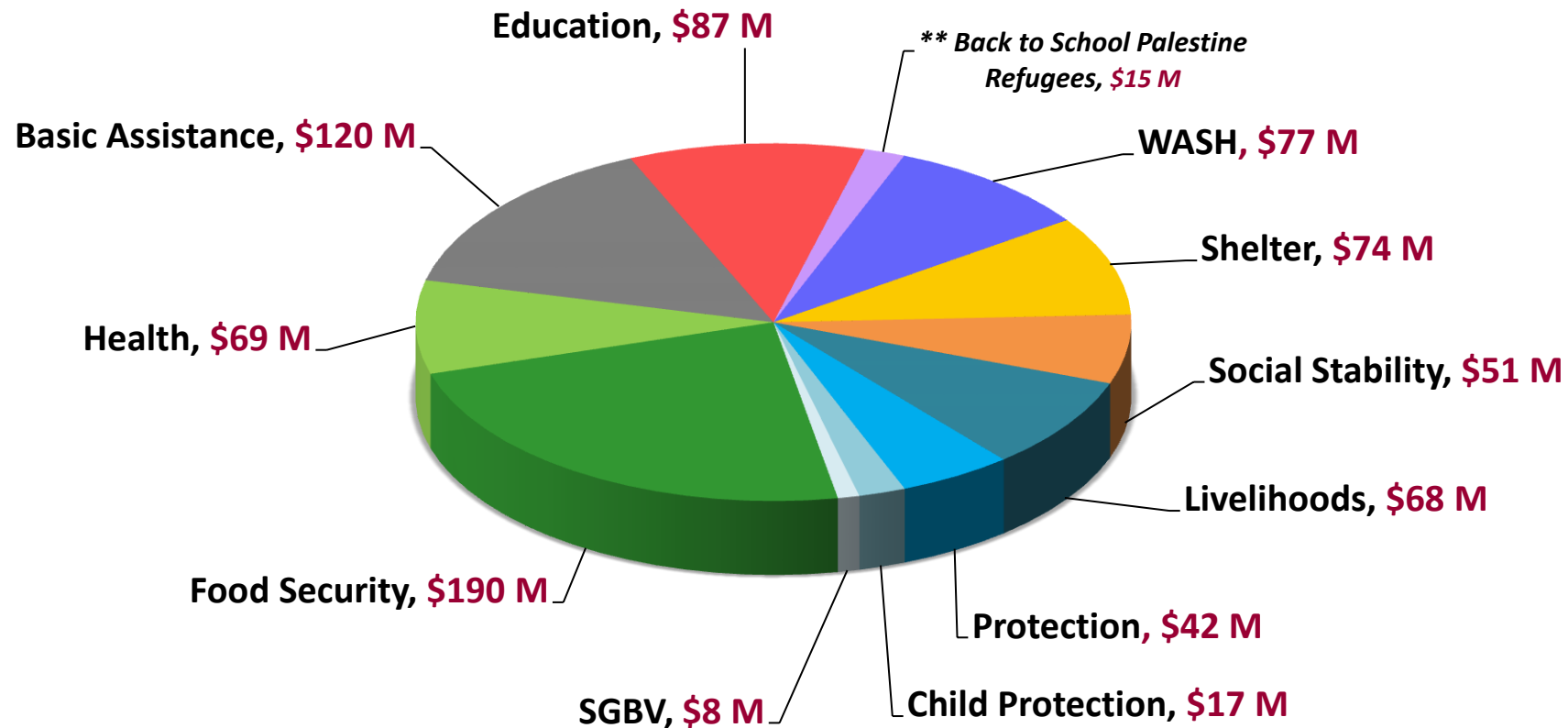


Critical gaps




Critical Priorities

Critical funding needed: **USD 818 million**





THANK YOU



AGENDA

- Protection Update
- Update on Mid-Year Update
- **FAO/Min of Agriculture presentation on the Food Security and Livelihoods Assessment**
- USJ survey about perceptions of security among Syrian refugees and host community in Lebanon

FOOD SECURITY AND LIVELIHOODS ASSESSMENT OF LEBANESE HOST COMMUNITIES



Food and Agriculture
Organization of the
United Nations

REACH

Informing
more effective
humanitarian action



Summary

1. Introduction
2. Food Security Findings

Assessment Objective

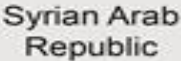
Provide baseline to inform the development of strategies for food security and livelihoods interventions targeting host communities

Methodology

- Mixed methods primary data collection methodology
- **KIs** with **agricultural stakeholders**, including but not limited to, representatives of the Ministry of Agriculture and heads of agricultural cooperatives
- **FGDs** with **farmers**
- **HH interviews** (representative at operational level: confidence level 95% & margin of error 7.5%)

Data collection	Period	Total
Key Information Interviews	23 rd September – 18 th November 2014	40 (8 per operational area)
Focus Group Discussions	23 rd September - 12 th November 2014	5 (1 per operational area)
Household Assessments	7 th October – 13 th November 2014	855 (171 per operational area)

Sample selection



2. Food Security Findings



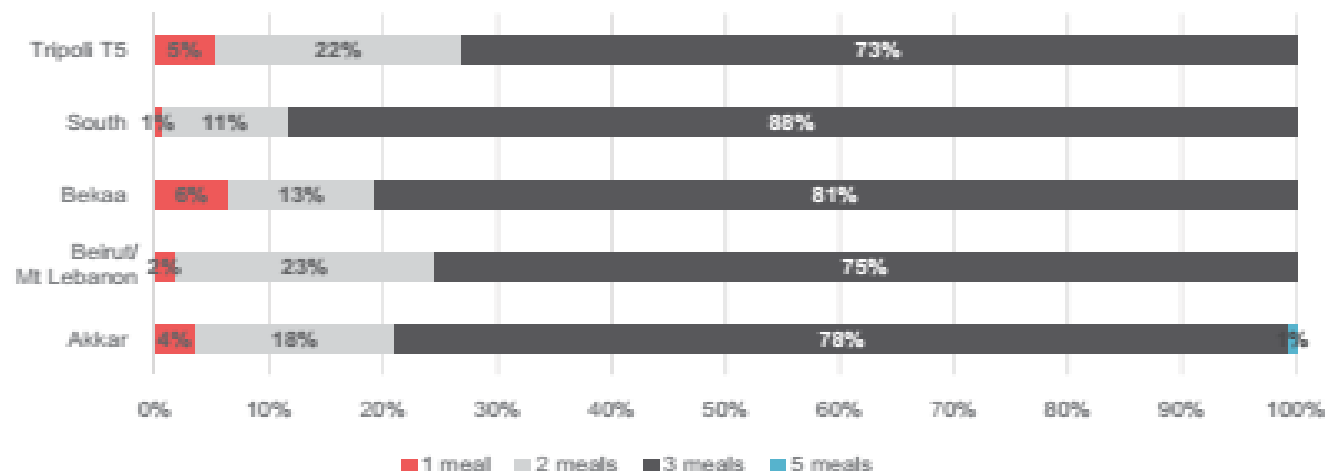
Food and Agriculture
Organization of the
United Nations

REACH

Informing
more effective
humanitarian action



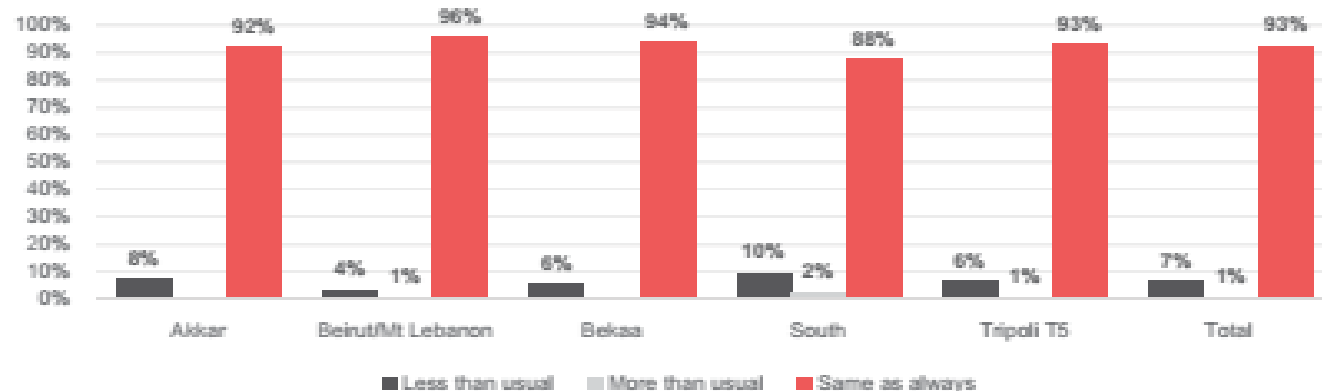
Number of meals eaten by HH yesterday

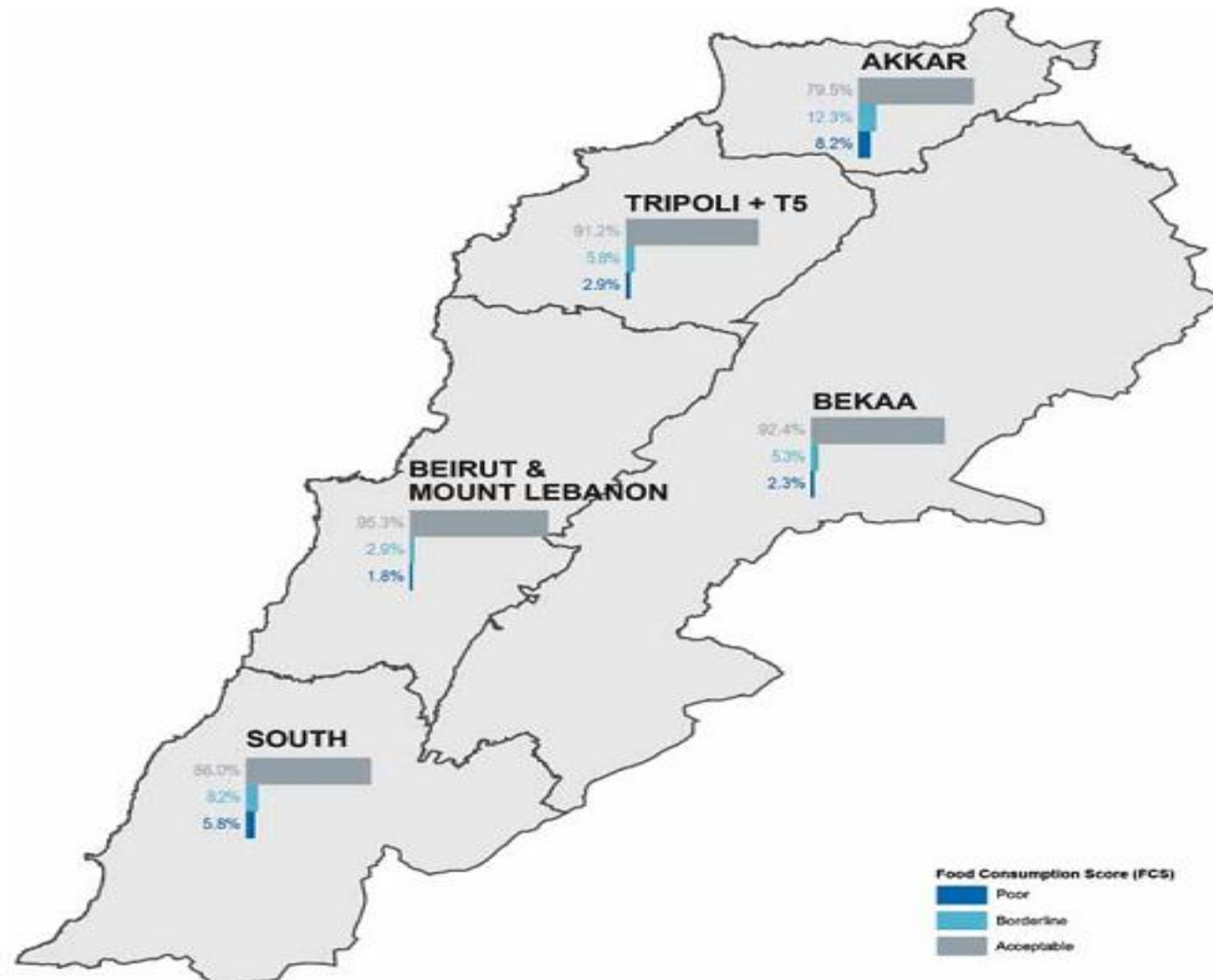


79% reported eating **three meals per day**

93% reported the **same number of meals as usual**

Number of meals eaten by HH yesterday compared to usual



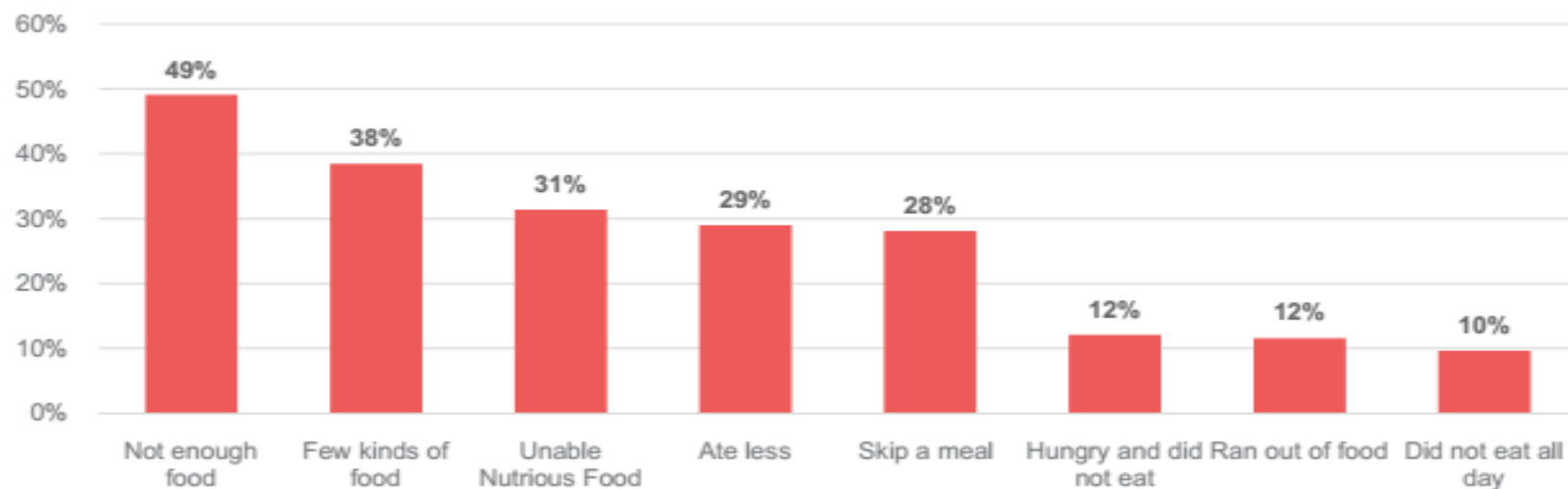


Food Consumption Score

- 88.9% acceptable
- 6.9% borderline
- 4.2% poor

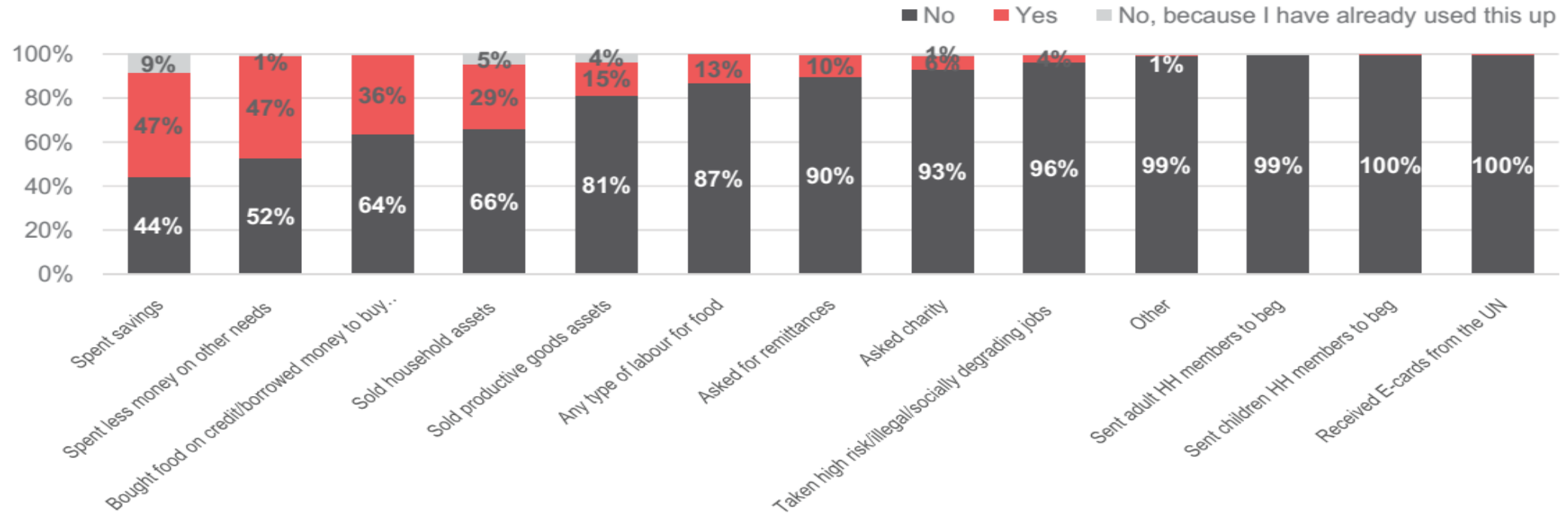
Akkar had largest proportion of its population with poor FCS – 8.2%

Economic Access: Lack of Money or Resources



- 49% reported they had been worried about having enough food
- 38% reported they had only eaten a few kinds of food
- 31% reported they had been unable to eat healthy and nutritious

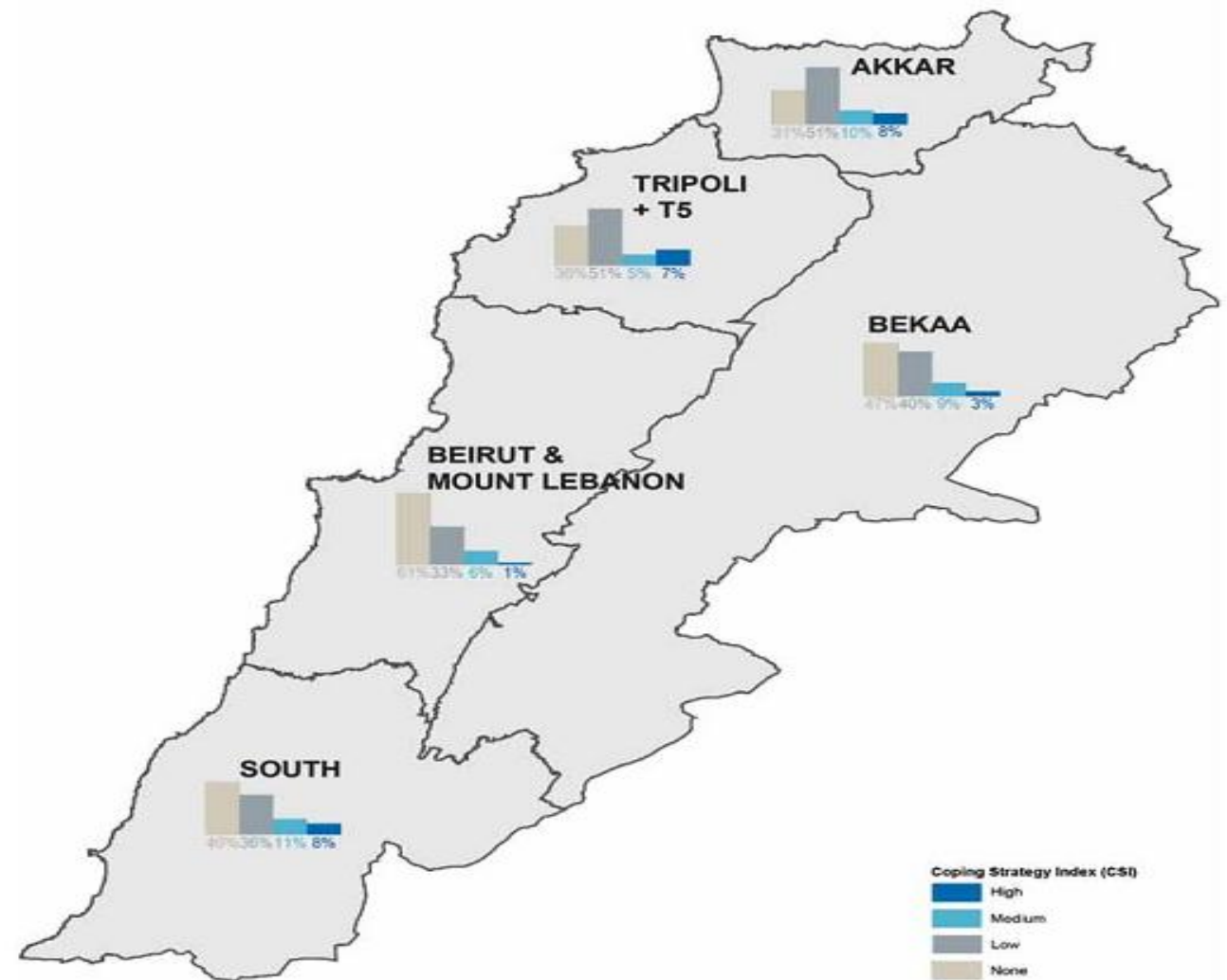
Economic Access: Coping Strategies



- 47% reported spending savings
- 47% reported reducing spending on other needs (such as education & health)
- 36% reported borrowing money / relying on credit to purchase food

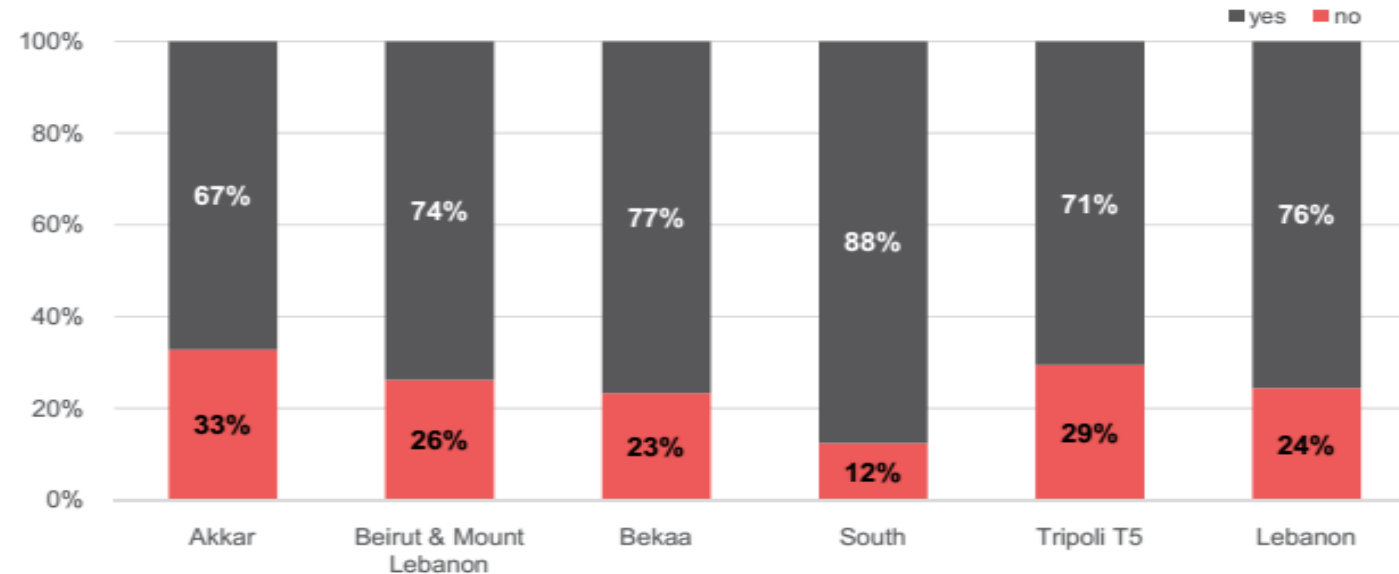
Economic Access: Coping Strategy Index

- 44% no coping strategies
- 42% low reliance
- 8% medium reliance
- 5% heavy reliance



Home Production

Planting of fruits or vegetables in outdoor spaces



- 76% reported access to some kind of outdoor space (balconies, gardens, private fields etc.)
- 76% who have access to outdoor space plant fruits or vegetables
- Majority use this for personal consumption – 80%

Thank you




Food and Agriculture
Organization of the
United Nations

REACH

Informing
more effective
humanitarian action





AGENDA

- Protection Update
- Update on Mid-Year Update
- FAO/Min of Agriculture presentation on the Food Security and Livelihoods Assessment
- **USJ survey about perceptions of security among Syrian refugees and host community in Lebanon**

Survey on Perceptions of Syrian Refugees in Lebanon

A study done by the political science institute at USJ with support of UNHCR and funding from RDPP

CAROLE ALSHARABATI (carole.alsharabati@usj.edu.lb)
JIHAD NAMMOUR (jihad.nammour@usj.edu.lb)

The methodology used and the results obtained are the sole responsibility of the authors and do not engage the organizations that supported this study. (V1.7)

Funded by



@ISPLiban



@USJLiban

Syrian refugees are becoming increasingly vulnerable while worries are rising among Lebanese host communities.

Dynamics in relationships between refugees and host communities are changing as the Syrian crisis continues.

The ministry of interior implemented additional measures on Lebanon's borders to control the movement of Syrian nationals, in efforts to manage the influx of Syrians into the country.



Growing interest among researchers, students and professors to do further research in this area.

Objectives

- Measure Syrian refugee perception on safety and security, access to services, and analyze the causes behind those perceptions.
- Measure perception of the Lebanese community with regards to Syrians, access to services, and perceived threats to local communities.
- Instant information about tension levels in the country.
- Involve students and professors to further research issues related to Syrian refugees in Lebanon.
- Other projects and further research will follow.

Special Thanks

The Political Science Institute would like to thank

- UNHCR for funding this study and providing refugee data for sampling
- USJ Ethics Committee and Research Council for their support
- Surveyors among USJ students, social workers, and Syrian students:
Nadim Abou Ali, Zain-Alabdin Ali, Dania Bik, Zeinab Chour, Diab El Assaad, Reem El Mir, Jean Pierre Estephan, Dana Farhat, Khatchig Ghosn, Amjad Hammoud, Mohammad Hassan, Khalil Hojeij, Gabriella Jabbour, Hussein Kamareldine, Ali Kantari, Sannaa Kordi, Claudia Louca, Tania Moussaoumay, Joelle Nassif, Mohammad Sarhan, Nour Sleiman
- ISP professors Rita Chemaly, Wissam Lahham, and Pascal Monin for their help
- NGOS Peace Initiatives and Relief and Reconciliation for their collaboration
- General Elie Darazi for helping our teams access all areas in Lebanon

Methodology

Syrian Refugees

- 1200 questionnaire filled in 120 villages sampled according to UNHCR data; sampling in every village according to type of Syrian residence, knocking on doors with random selection in every household

Lebanese Community

- 600 questionnaire filled in the same villages and same neighborhood; knocking on doors with random selection in every household

Sampling



Region	Caza	Syrian	Lebanese
Beirut	Beirut	48	24
	Aley	62	31
	Baabda	123	62
M-L	Chouf	50	25
	Metn	89	45
	Jbeil	4	2
	Kisrwan	16	8
	Akkar	78	39
N-L	Becharré	3	2
	Batroun	18	9
	Koura	16	8
	Miniye-Dinnyé	72	36
	Tripoli	82	41
	Zgharta	16	8
	Baalbeck	129	65
Bekaa	Hermel	2	1
	Rachaya	10	5
	West Bekaa	71	36
	Zahle	210	105
	Bent Jbeil	2	1
	Nabatieh	28	14
	Hasbaya	4	2
S-L	Jezzine	1	1
	Marjaayoun	7	4
	Saida	36	18
	Sour	31	16
Total		1208	608

Timeframe

Monday	Tuesday	Wednesday	Thursday	Friday	Saturday	Sunday
			June 18 Trip 1 (Tripoli)	June 19 Trip 1 (Tripoli)	June 20 Trip 1 (Tripoli)	June 21 Trip 2 (Akkar)
June 22 Trip 2 (Akkar)	June 23 Trip 2 (Akkar)	June 24 Trip 3 (Akkar)	June 25 Trip 3 (Baalbeck)	June 26 Trip 3 (Baalbeck)	June 27 Trip 4 (Zahle)	June 28 Trip 4 (Zahle)
June 29 Trip 4 (Zahle)	June 30 Trip 5 (South)	July 1 Trip 5 (South)	July 2 Trip 5 (South)			

- Trip 1: Jounieh to Tripoli (Cazas: ½ Kesrouan, Jbeil, Batroun, Koura, Zgharta, Bcharré, Tripoli, ½ Denniye)
- Trip 2: ½ Beddaoui to Knaisse (Cazas: ½ Denniye, Akkar).
- Trip 3: Zouk to Hermel (Cazas: ½ Kesrouan, Baalbeck, Hermel)
- Trip 4: Bhamdoun to Raite (Cazas: Bhamdoun in Aley, Zahle, + Barouk in Chouf).
- Trip 5: Hosh Mandara to Saïda

Beirut Baabda Aley Shouf were done in parallel with other regions



Monday	Tuesday	Wednesday	Thursday	Friday	Saturday	Sunday
June 22 (Beirut - Chouf)	June 23 (Beirut - Chouf)	June 24 (Beirut - Chouf)			June 27 (Beirut - Chouf)	
			July 2 (Beirut - Chouf)	July 3 (Beirut - Chouf)	July 4 (Beirut - Chouf)	

Syrian Refugee Questionnaire

Gender/Age/Region of
origin/Occupation/etc.

Registration with
UNHCR/General
Security

Safety level

Feelings towards
authorities (Police,
GS, Army,
Municipality)

Exposure to
threat/insult/assault
/backmailing +
source + response

Checkpoints/Curfews
/Random checks and
patrols

Problems accessing
services (Health,
Education,
Electricity, etc.)

Feelings towards
UNHCR, NGOS

Feelings towards
Lebanese

Subject to
Raid/Search/Arrest/
Eviction/etc.

Movement
restriction

Feeling welcomed?

Similarities between
the 2 cultures

Friendships in
Lebanon

Lebanese Questionnaire

Gender/Age/Region of
origin/Occupation/etc.

Safety level

Willingness to hire a
Syrian refugee

Willingness to have
Syrian refugees in
neighborhood

Exposure to
threat/insult/assault
/backmailing +
source + response

Checkpoints/Curfews
/Random checks and
patrols

Interaction with
Syrian refugees

Willingness to send
kids to school with
Syrian refugees

Willingness to marry
Syrian refugee

Syrian impact on
public services

Positive/Negative
impact from syrian
refugees

Feelings towards
Syrians:
hatred/fear/respect/
compassion

Similarities between
the 2 cultures?

Syrian friendships




Results





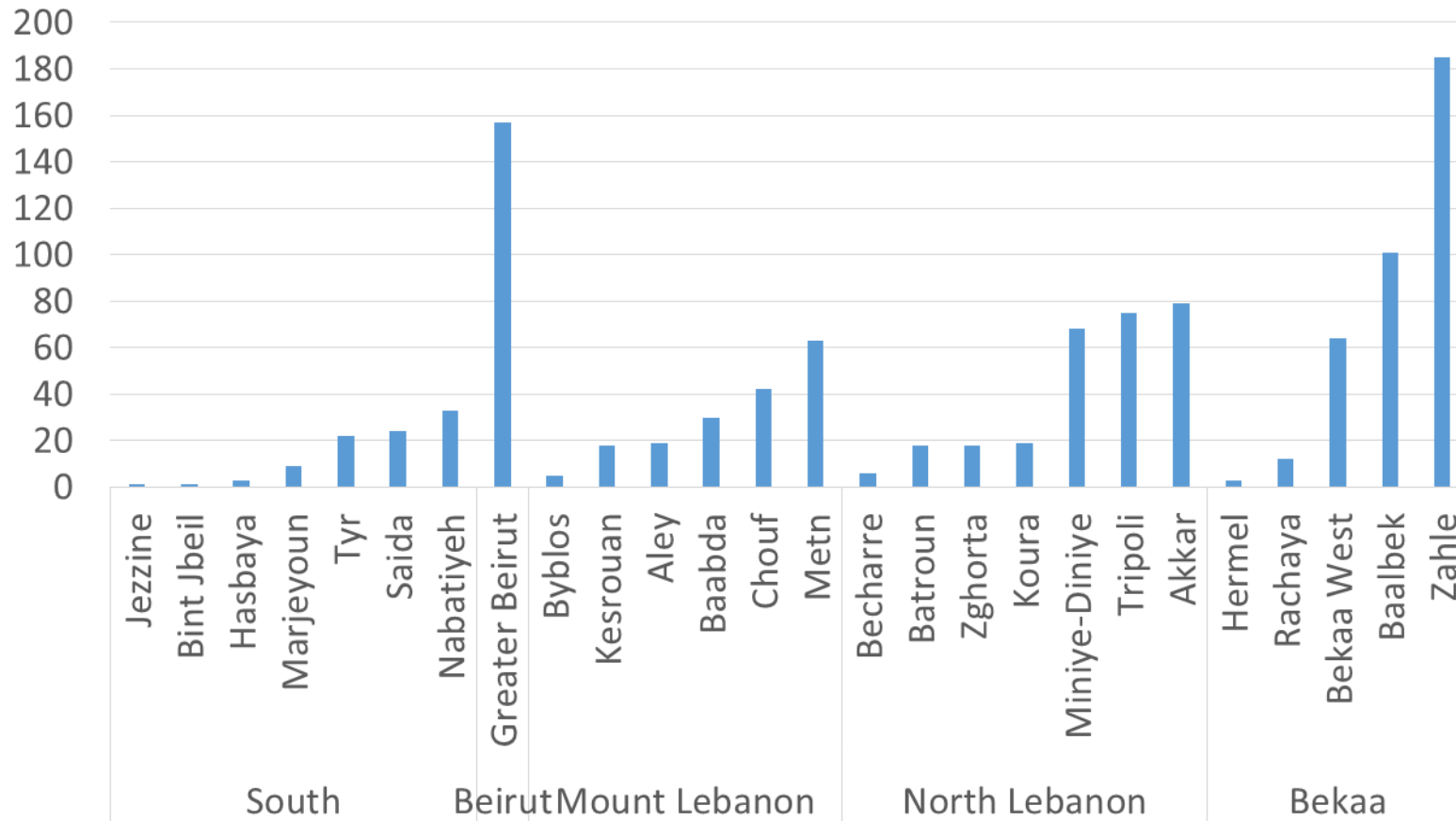
1-Syrian Perception



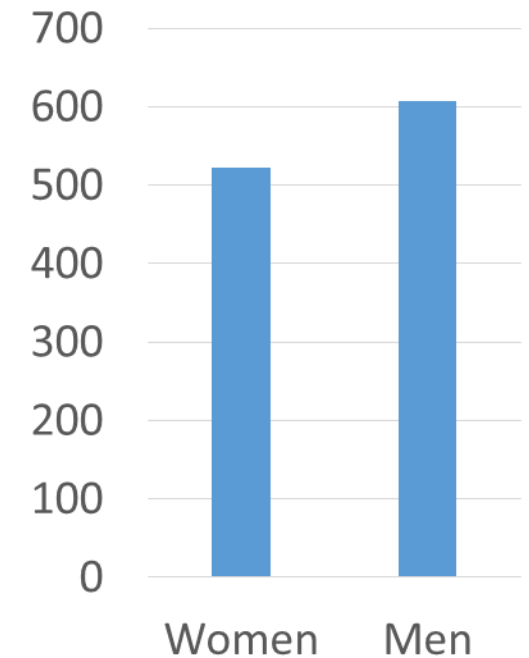
Sample Characteristics

Regional distribution
proportional to UNHCR
refugee distribution

Geographic Distribution

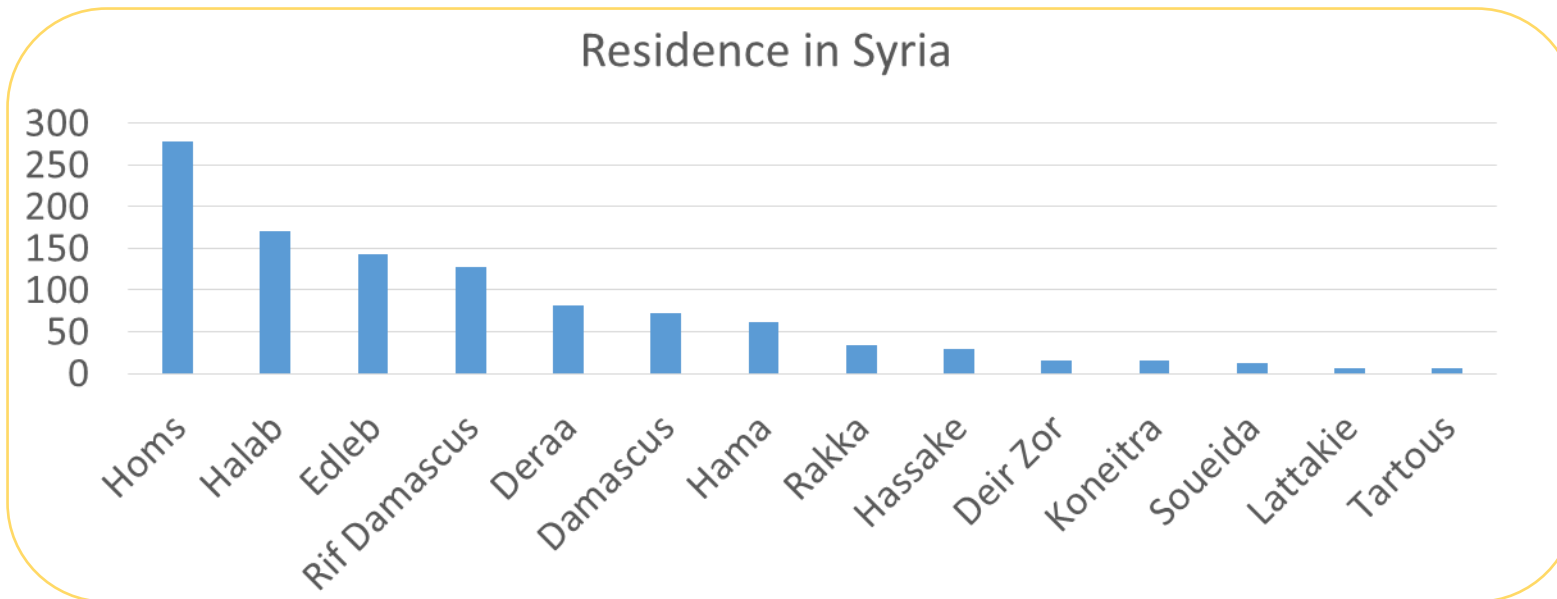
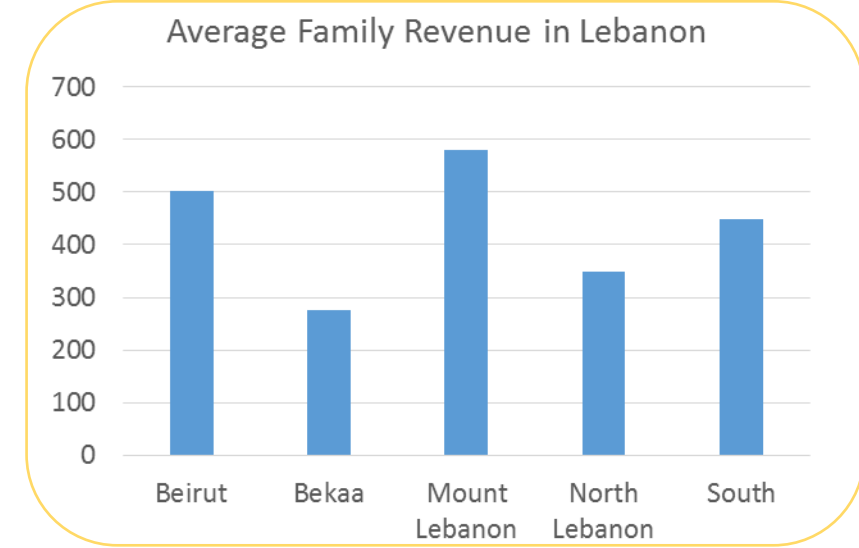
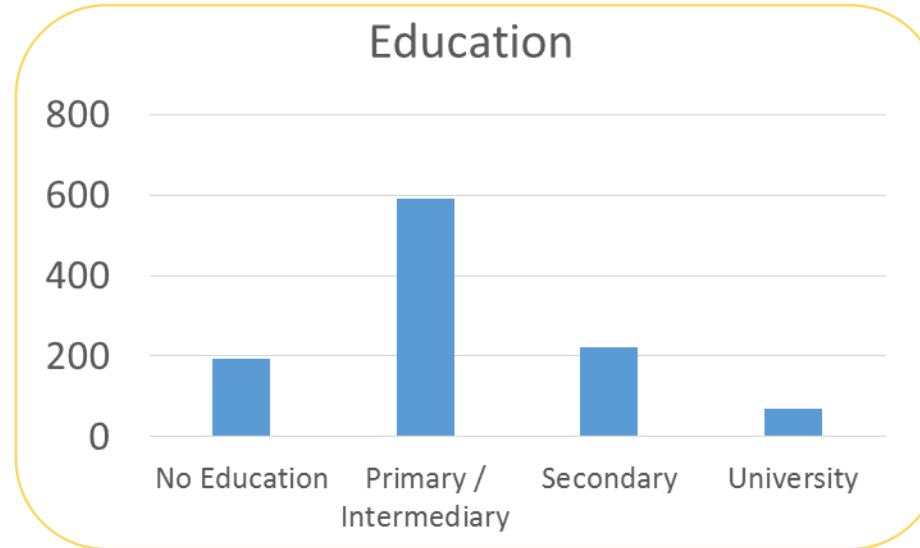
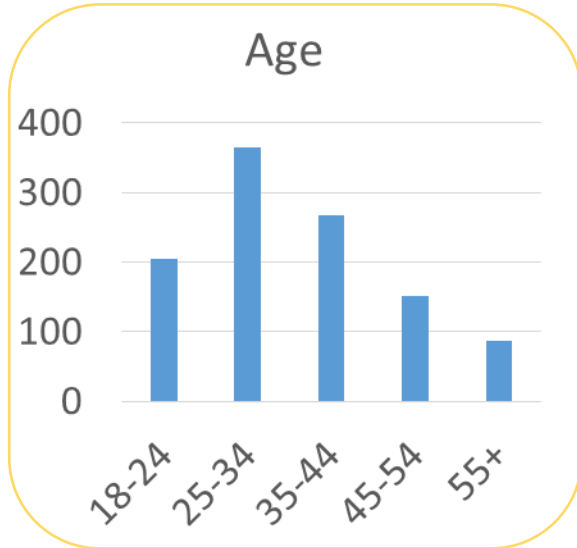


Gender



Sample Characteristics

62% of Syrians surveyed are working

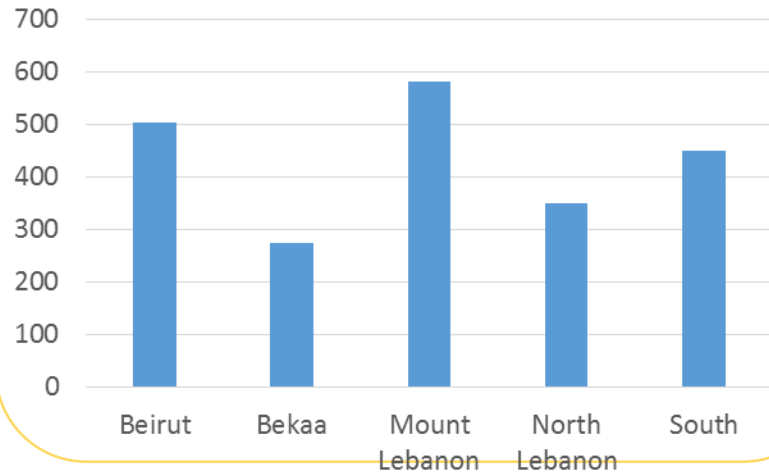


- Relatively young sample
- Most with primary education
- Average Revenue around 350\$ per month
- Coming mainly from Homs, Halab, Edleb, Damascus...

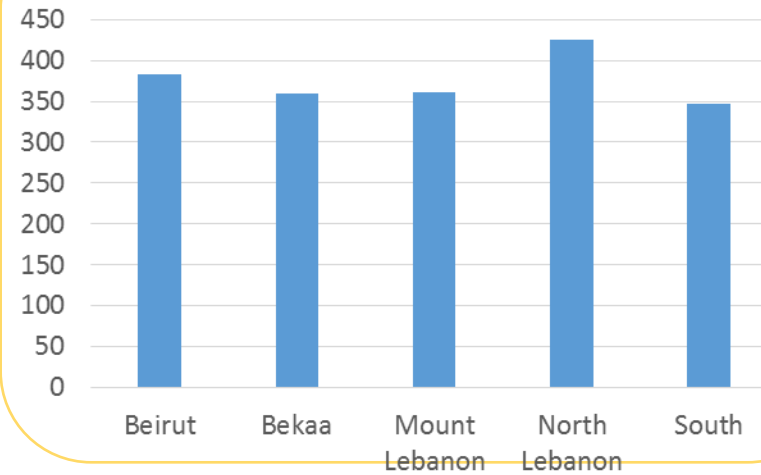
Sample Characteristics

62% of Syrians surveyed are working

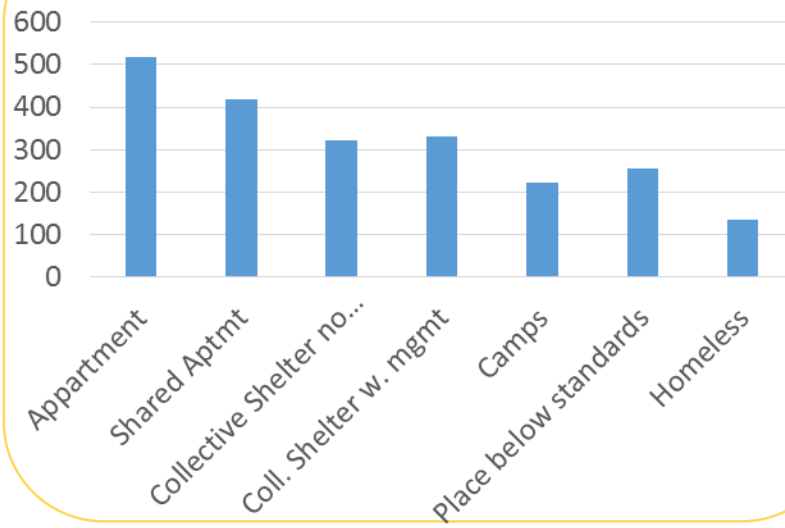
Average Family Revenue in Lebanon



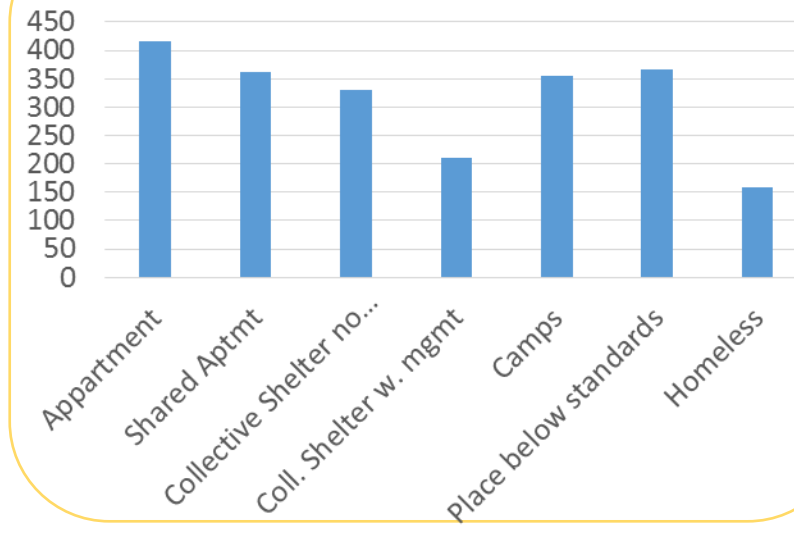
Average Family Revenue in Syria



Average Family Revenue in Lebanon

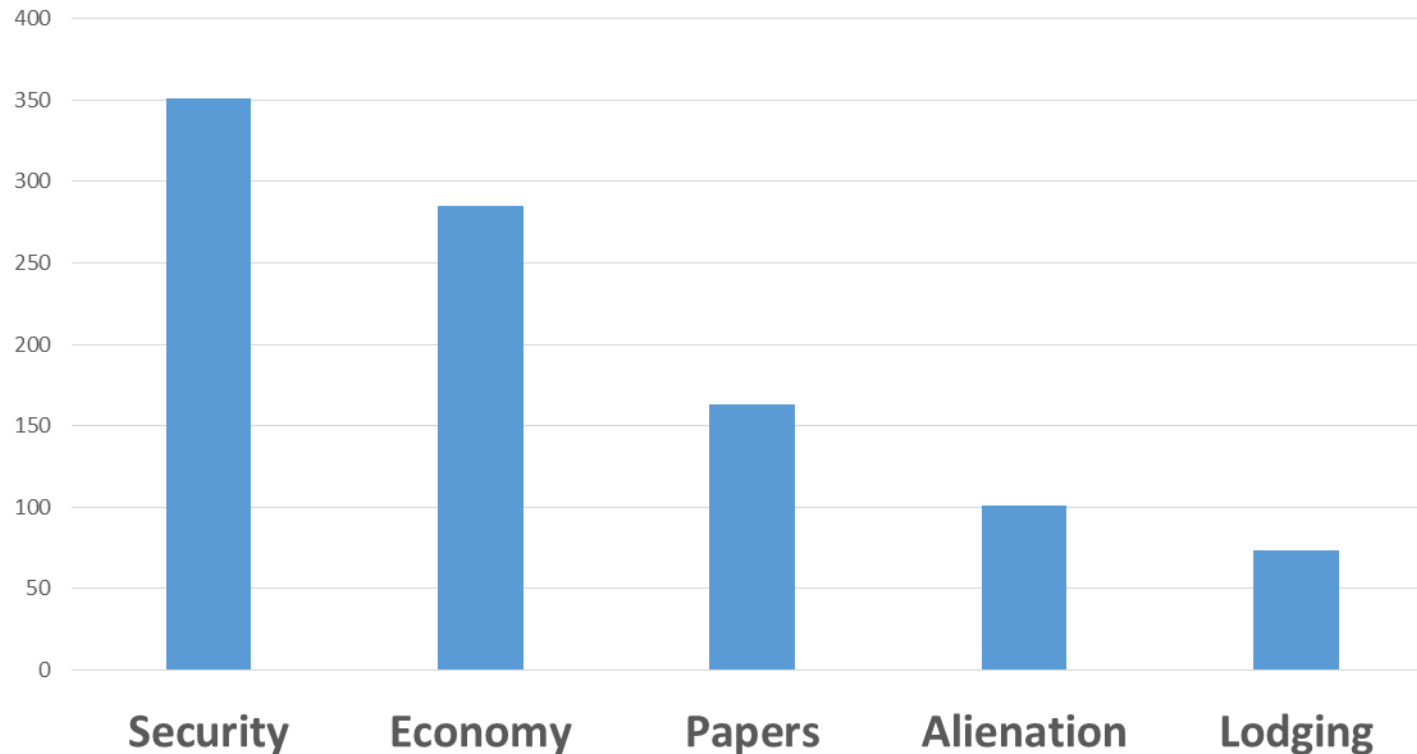


Average Family Revenue in Syria



Worries

What worries you most during your stay in Lebanon? (top of mind)



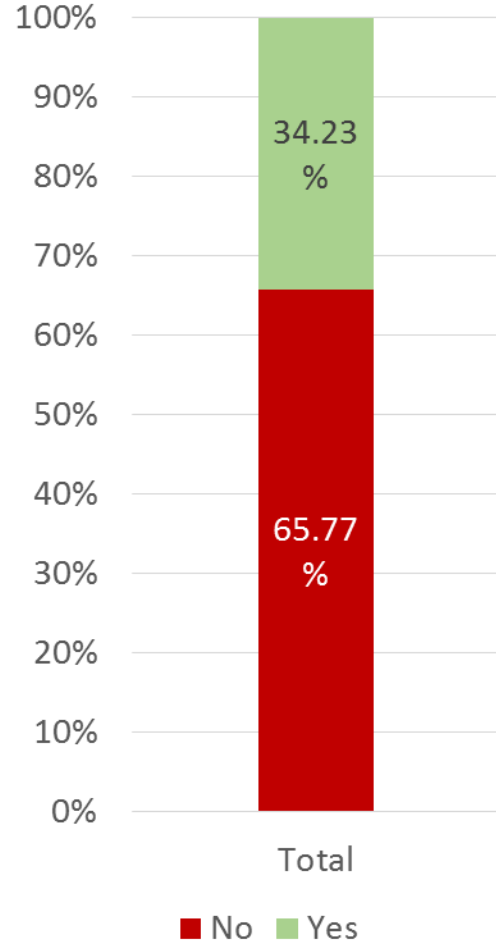
When asked what are their worries in a top of mind question, Syrian refugees listed security most. Then came the economy, legal papers, alienation, lodging...

Friends and Paperwork

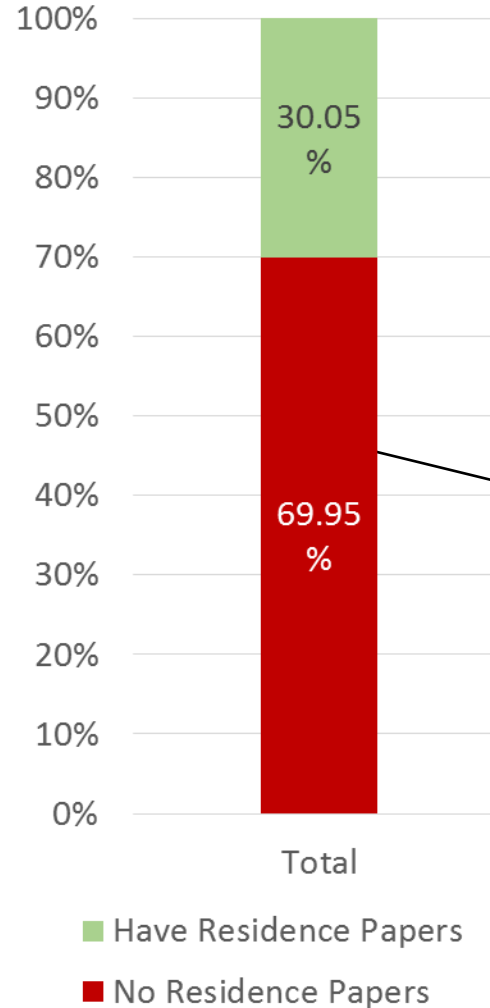
66% didn't have friends in Lebanon before they arrived, 70% don't have residence, 79% are registered with UNHCR*

*Sample included all Syrians (whether refugee or not), so % refugee registered with UNHCR may be actually higher

Did you have friends in Lebanon?

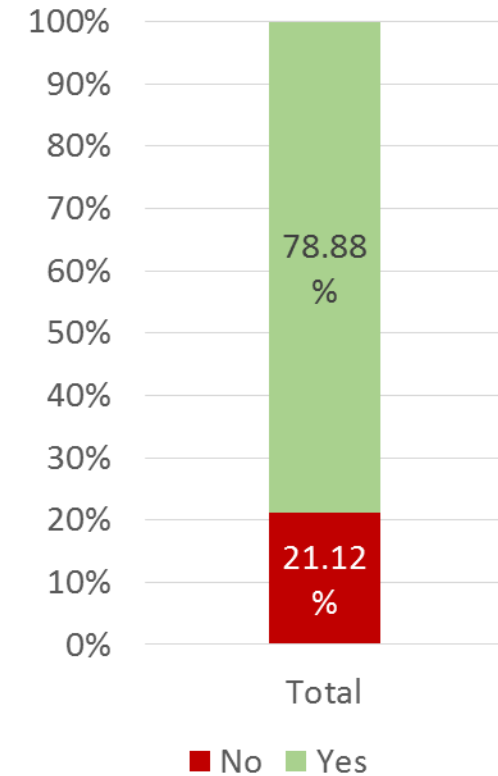


Legal Status in Lebanon?



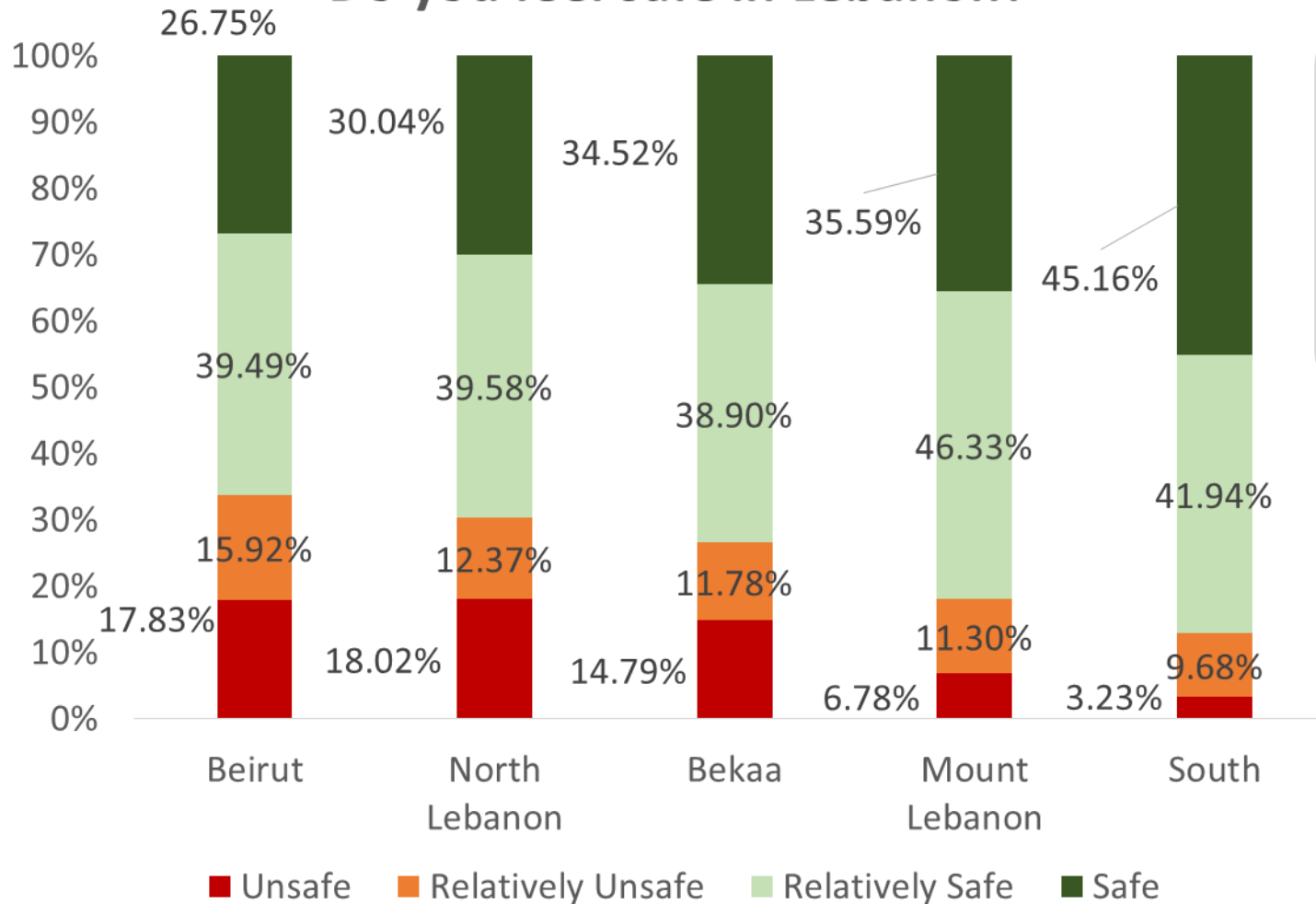
2 Main Reasons mentioned: Requirement for Kafil, and high cost

Registered with UNHCR?



Safety

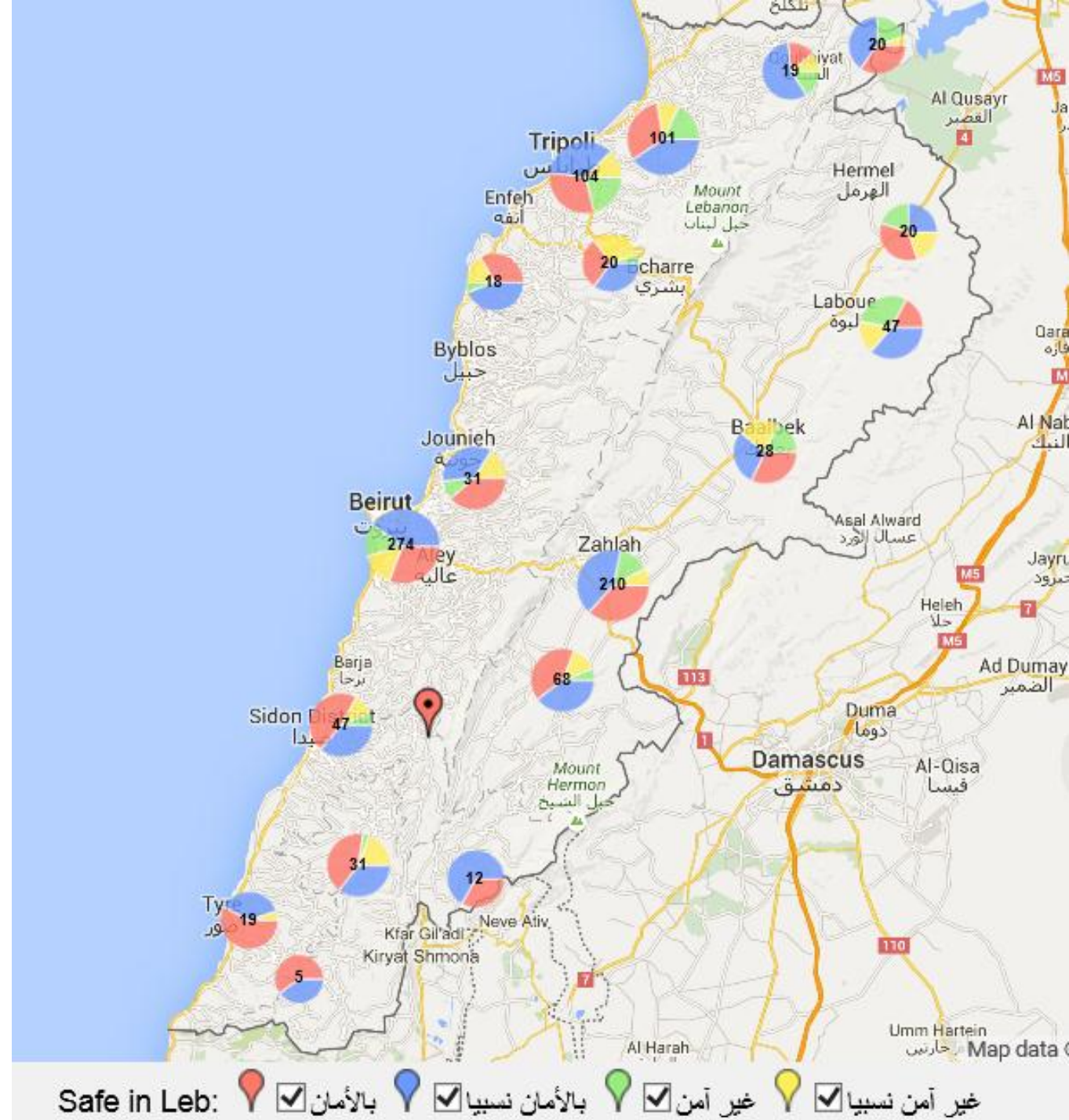
Do you feel safe in Lebanon?



In Beirut 34% feel Unsafe
North Lebanon: 30% feel Unsafe
Bekaa: 27% feel Unsafe
Mount Lebanon: 18% feel Unsafe
South: 13% feel Unsafe

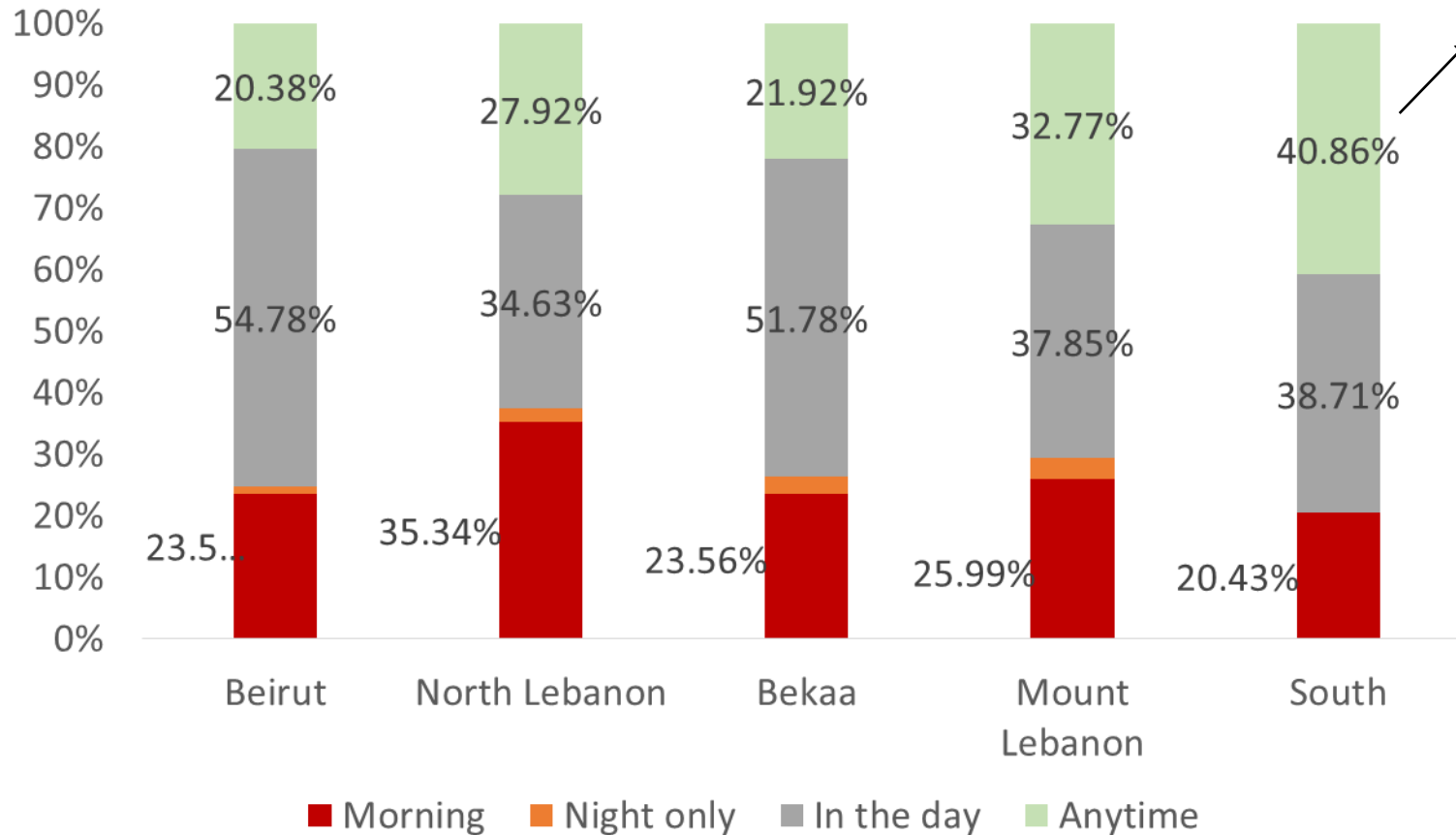
Highest safety in South
Lowest in Ersal, Tripoli and Beirut

<http://www.easymapmaker.com/map/6299405402aaba567bff4f1560728f82>



Safety

What time do you feel safe to move?



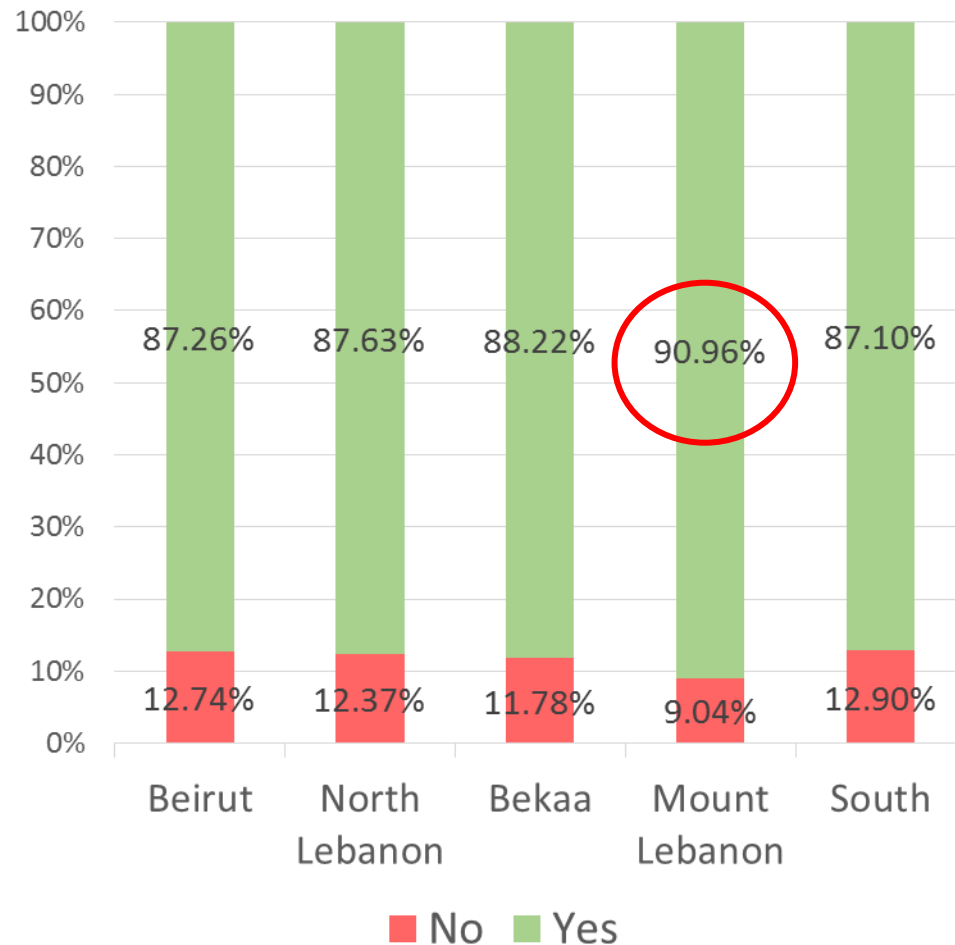
Beirut: 20% feel safe day and night
North Lebanon: 28%
Bekaa: 22%
Mount Lebanon: 33%
South: 41%

There are also those who feel
safe moving at night only!
(2.23% of total)

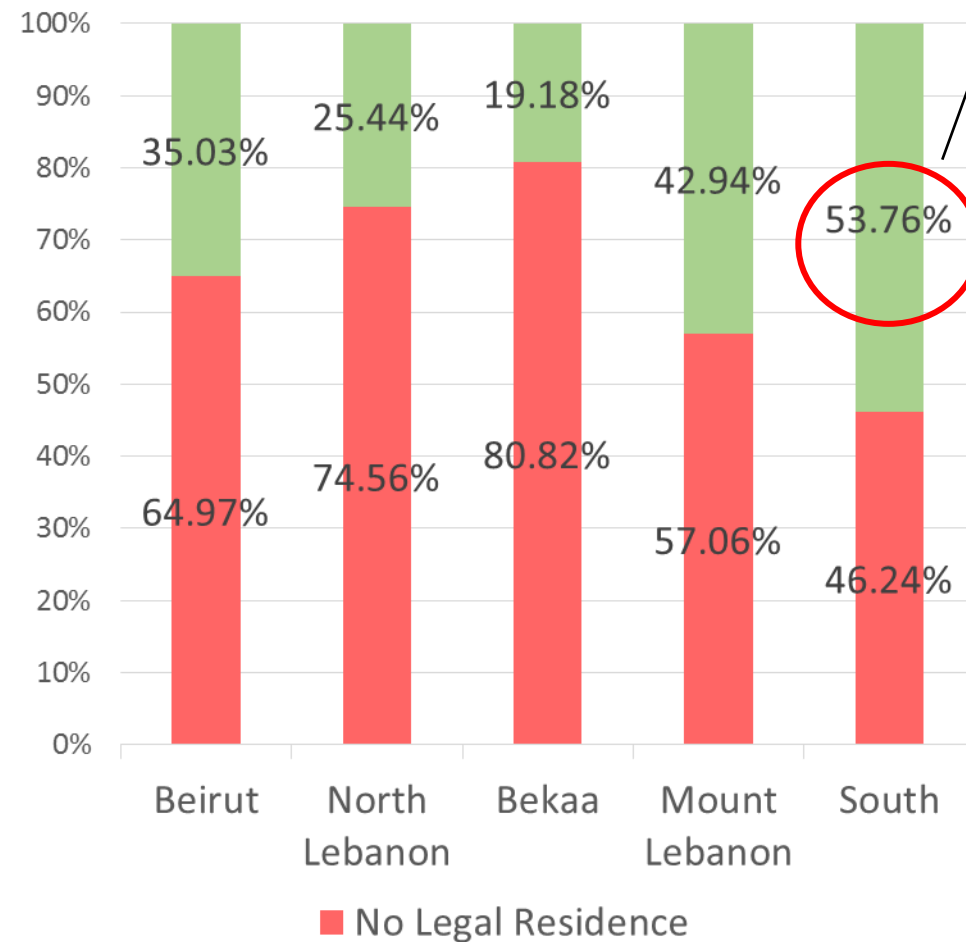
Safety & Residency

87 to 91% believe that residency enhances safety. Those in the south, who feel safer, are more likely to have legal papers.

Do you think having residency enhances your safety?

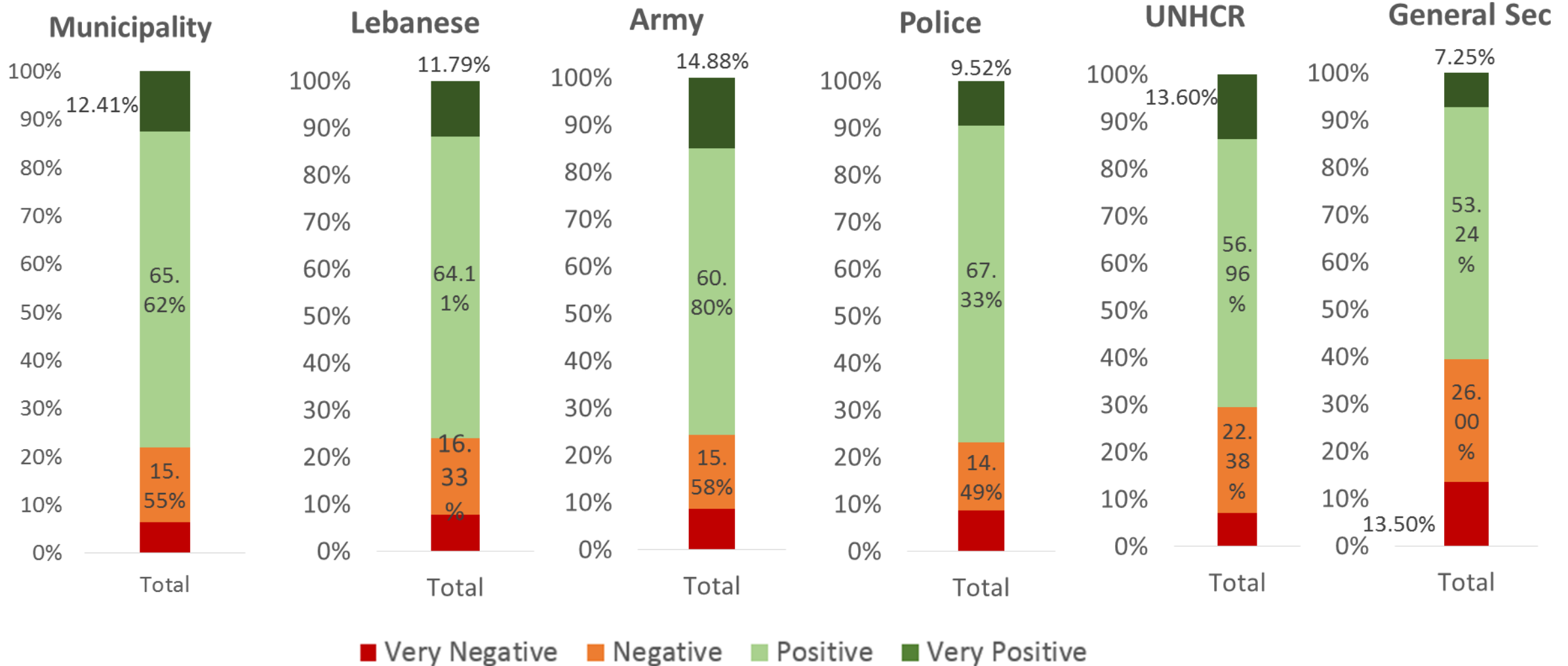


Do you have residency?



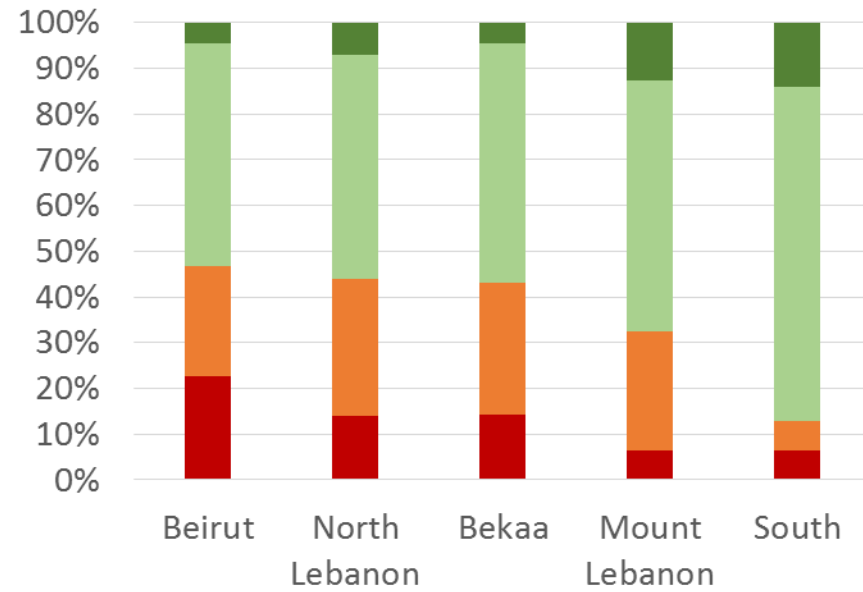
Perception of Authorities

- Highest disapproval towards General Security
- About 75% approval towards Army and Police

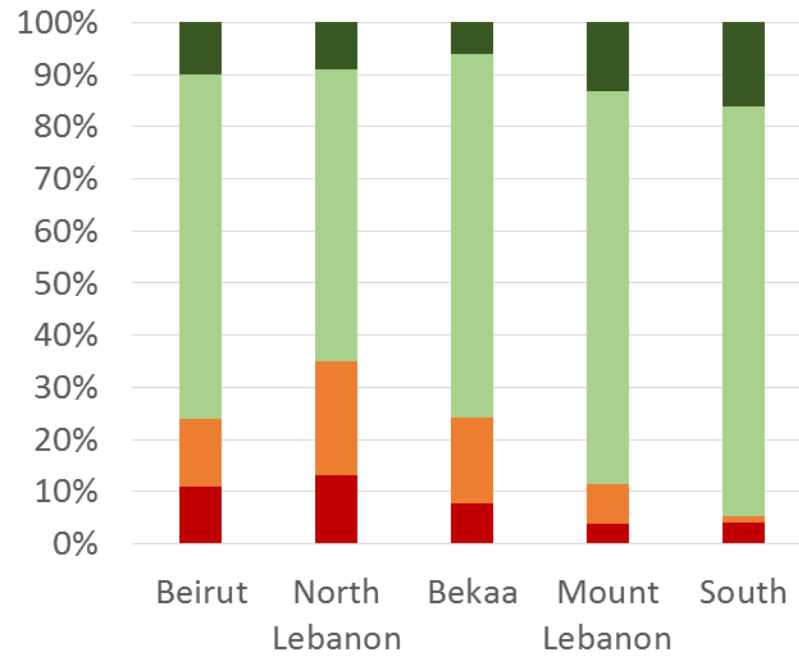


Perception of Authorities

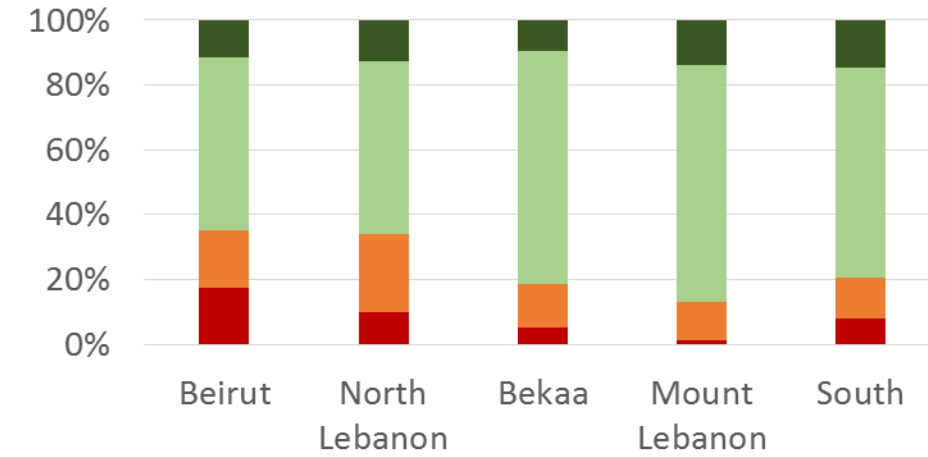
GS



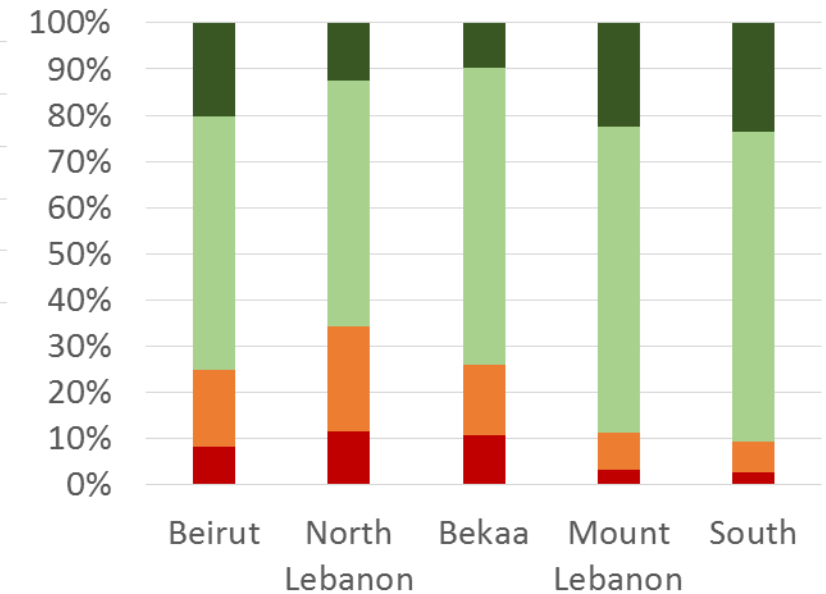
Police



Lebanese



Army

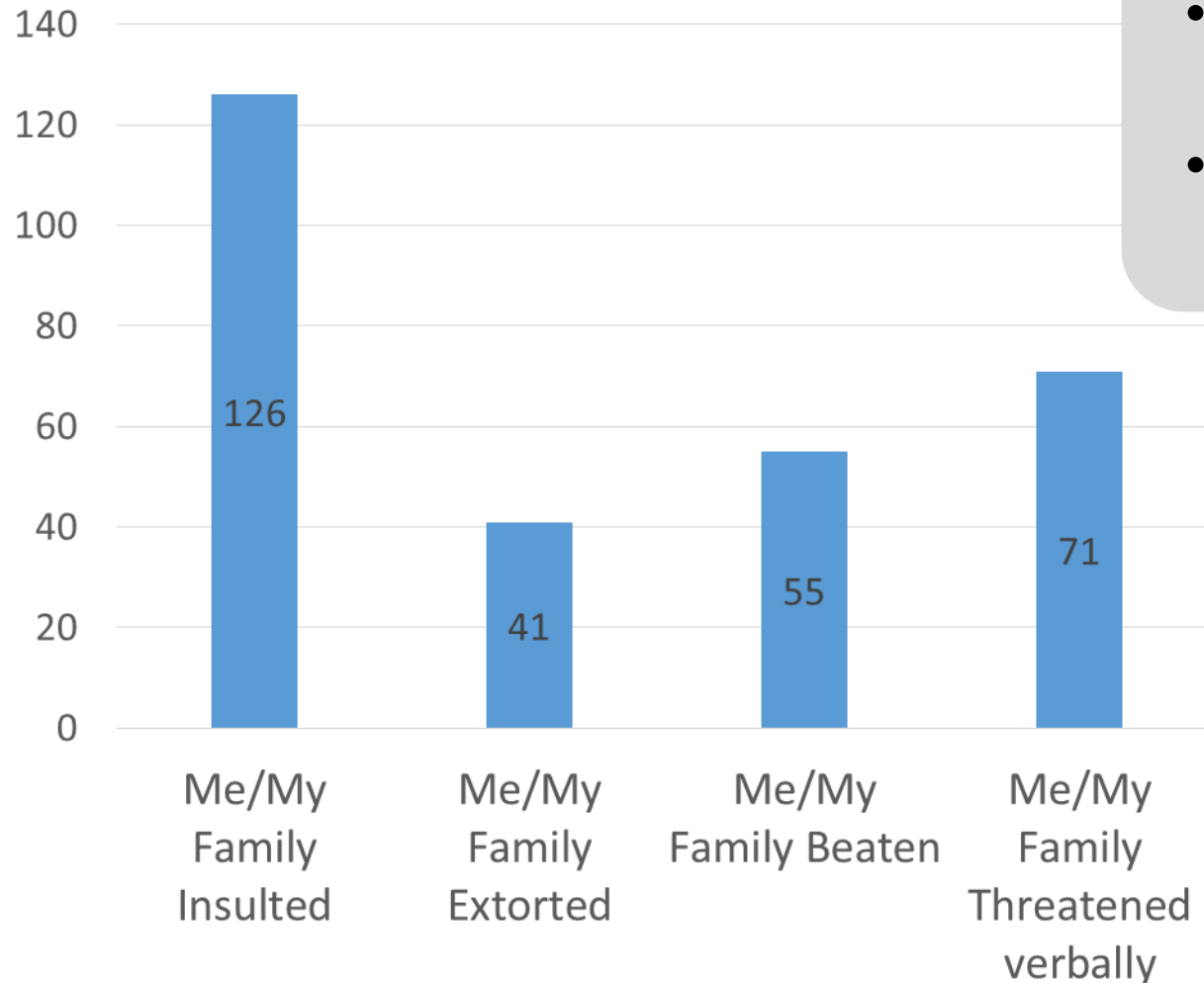


Syrian refugees in the south are consistently more positive

Very Negative Negative Positive Very Positive

Assault

Number of Respondents Assaulted **out of 1200**



- 293 personal assaults reported out of 1200 respondents
- 86% of these cases were explicitly blamed on Lebanese offenders

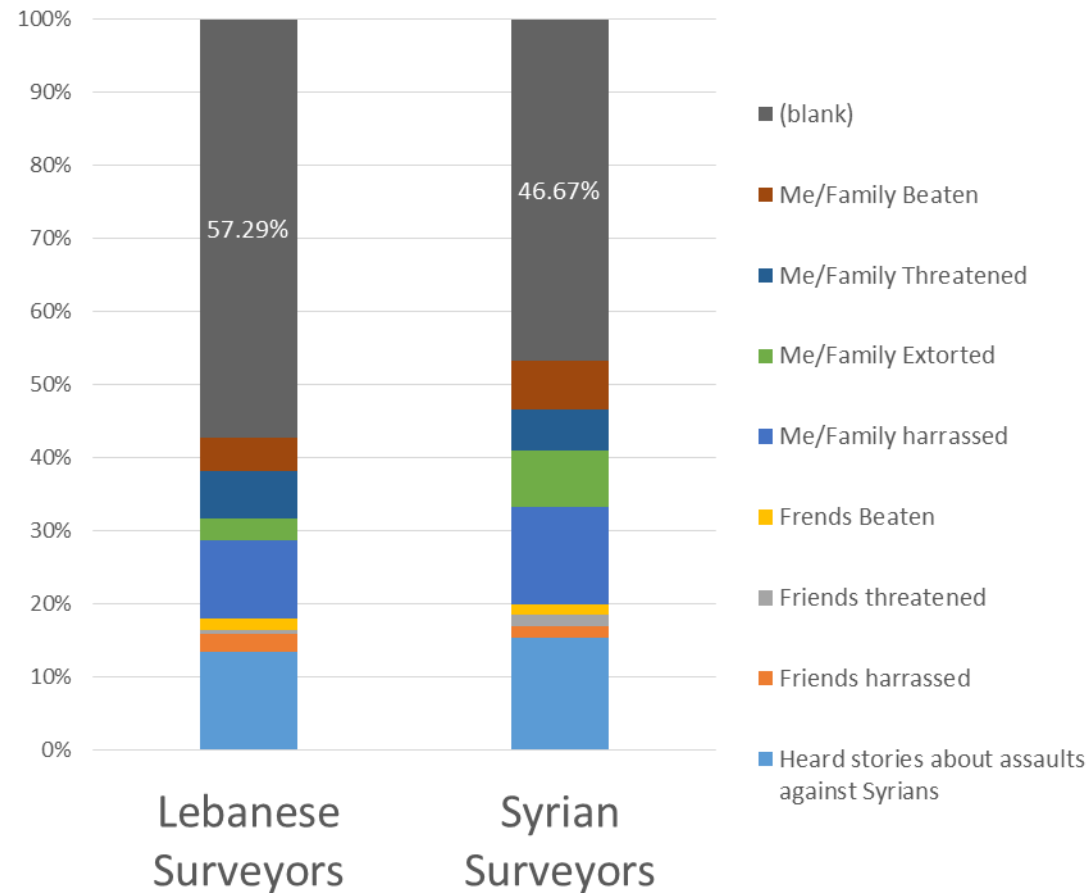
Area	Percentage of Respondants Assaulted
Beirut	33.12%
North Lebanon	29.68%
Bekaa	27.67%
Mount Lebanon	20.90%
South	20.43

Assault

When surveyor is Syrian: lower safety, worse relations with authorities, more limited mobility, more difficulty accessing services

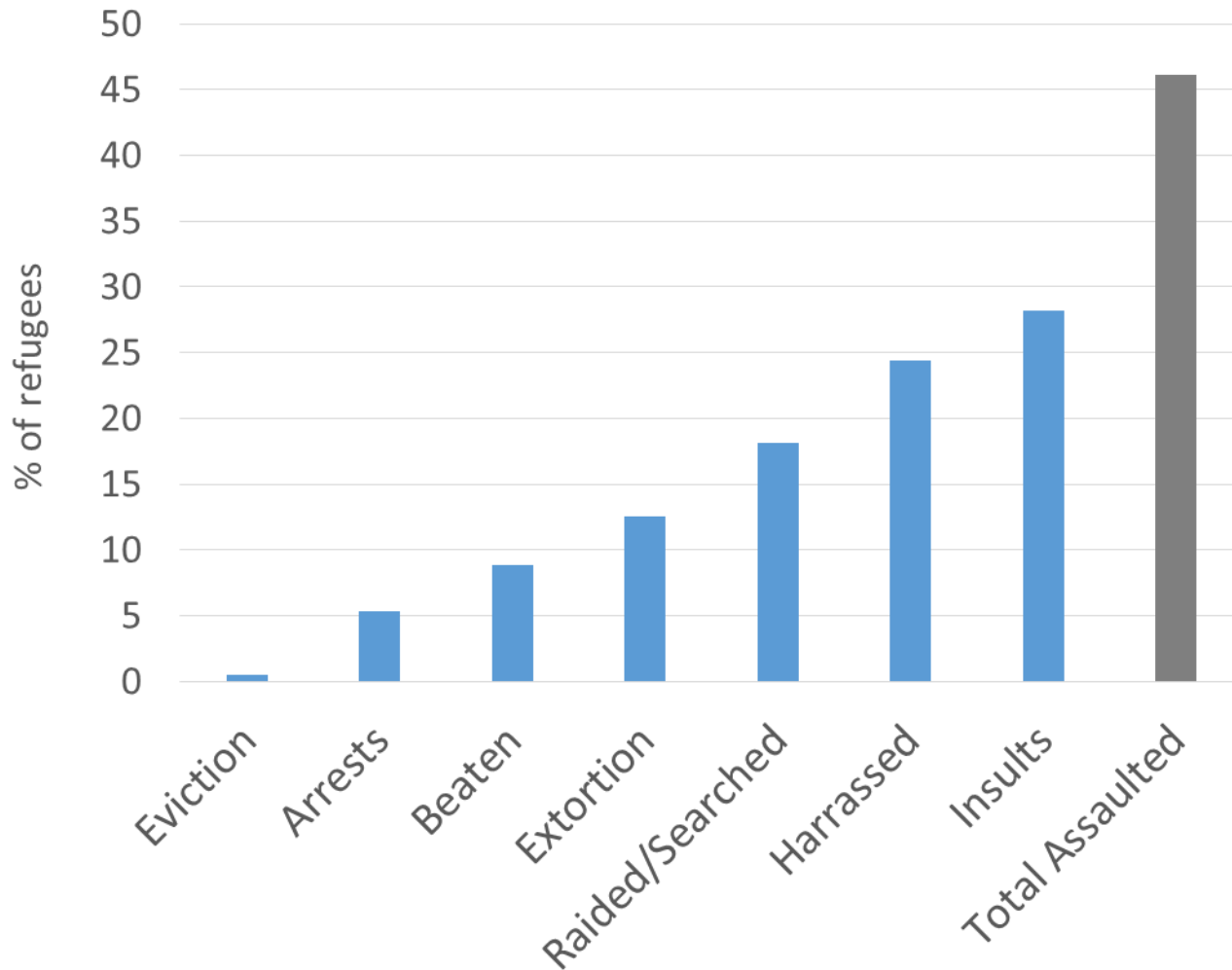
	Syrian?
Syrian?	1
Sex	0.097152
Age	-0.02874
Date arr detail	-0.05212
Residence	-0.05104
Friends Lebanon	-0.06859
UNHCR Registered	-0.04729
Checkpoint Problems	-0.02245
Lodge quality	0.039883
Safe in Leb	-0.07492
Relation with local authorities	-0.17979
Mobility limited	0.120931
Difficulties access services	0.088136

More Assaults reported by Syrian respondents to Syrian surveyors (about 10%)



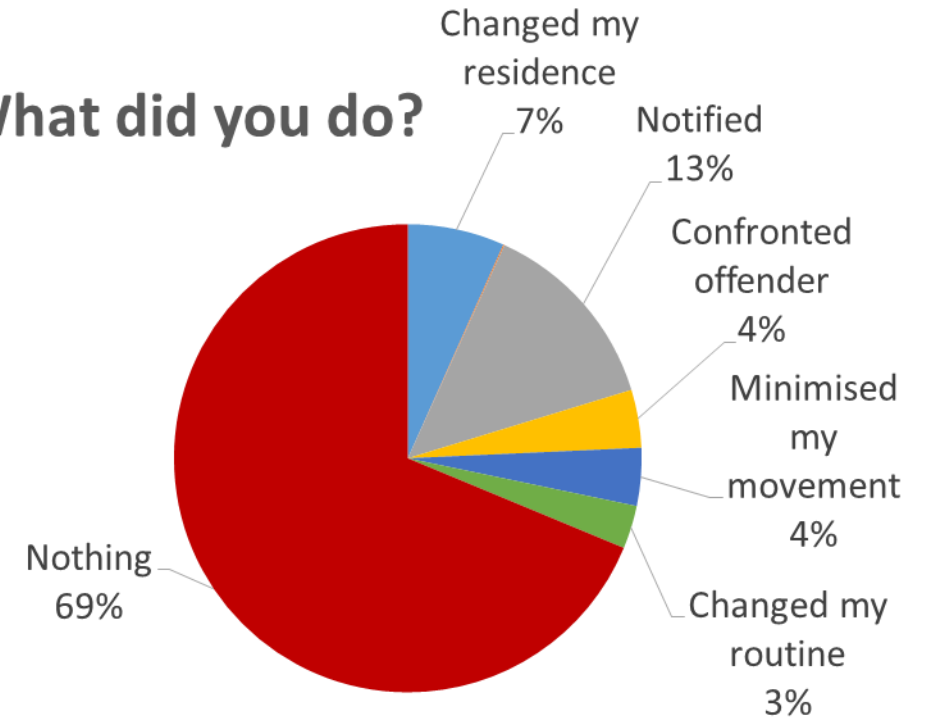
Raids, harassment, insults.

Percent of Respondents subject to...



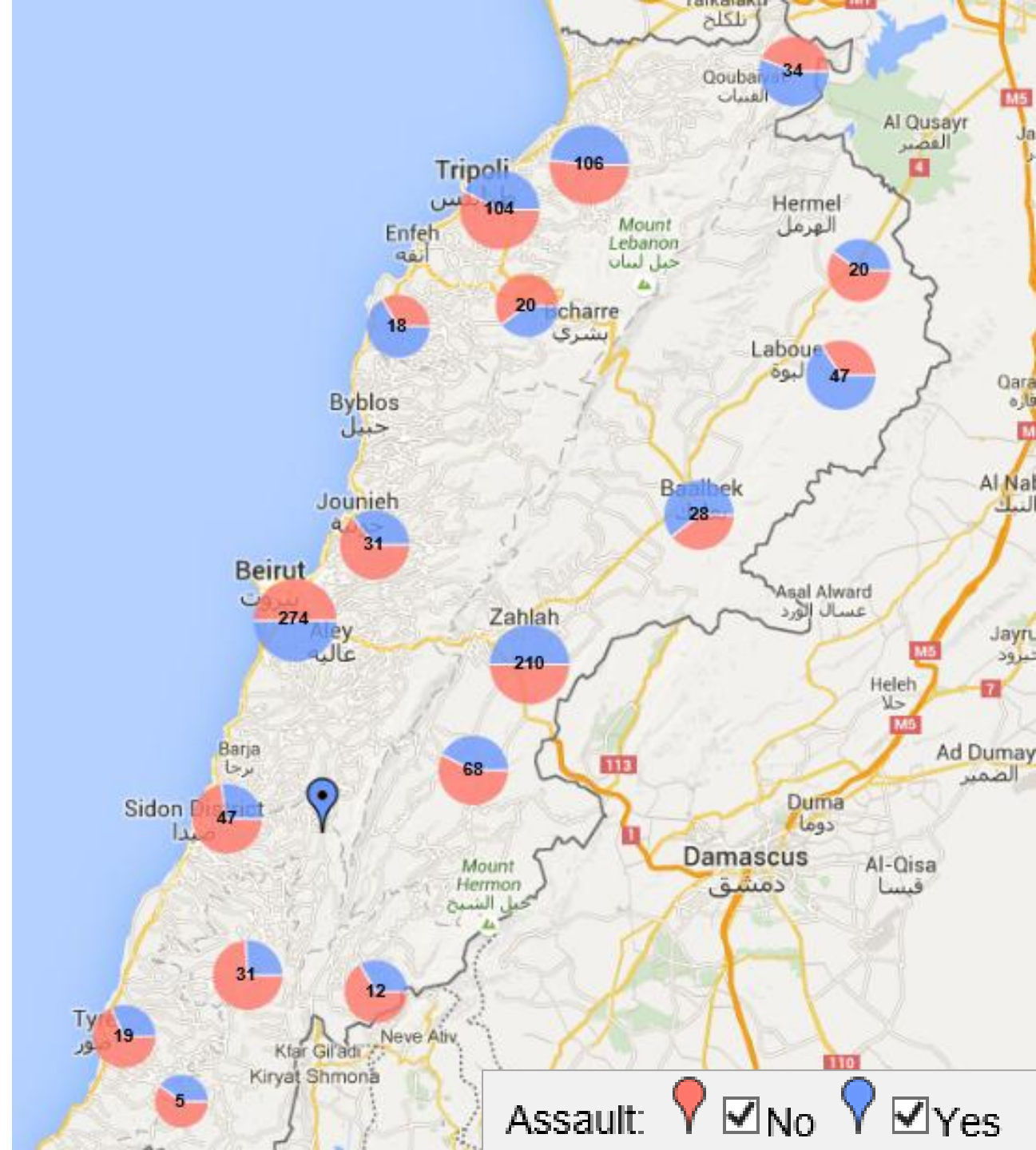
46% of Syrian Refugees have been in trouble while in Lebanon
69% did nothing about it

What did you do?



Highest percentages of assaults reported
in Beirut, Tripoli, Ersal, Laboue, Baalbek...

<http://www.easymapmaker.com/map/30ad30a240338abb143f13cc642f41c4>

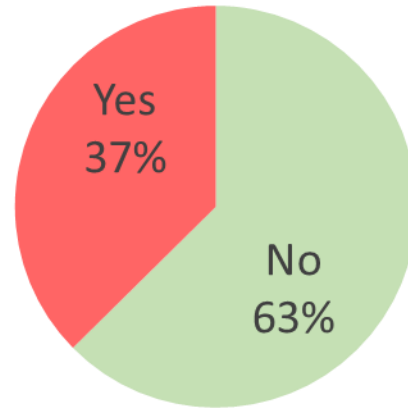


Checkpoints

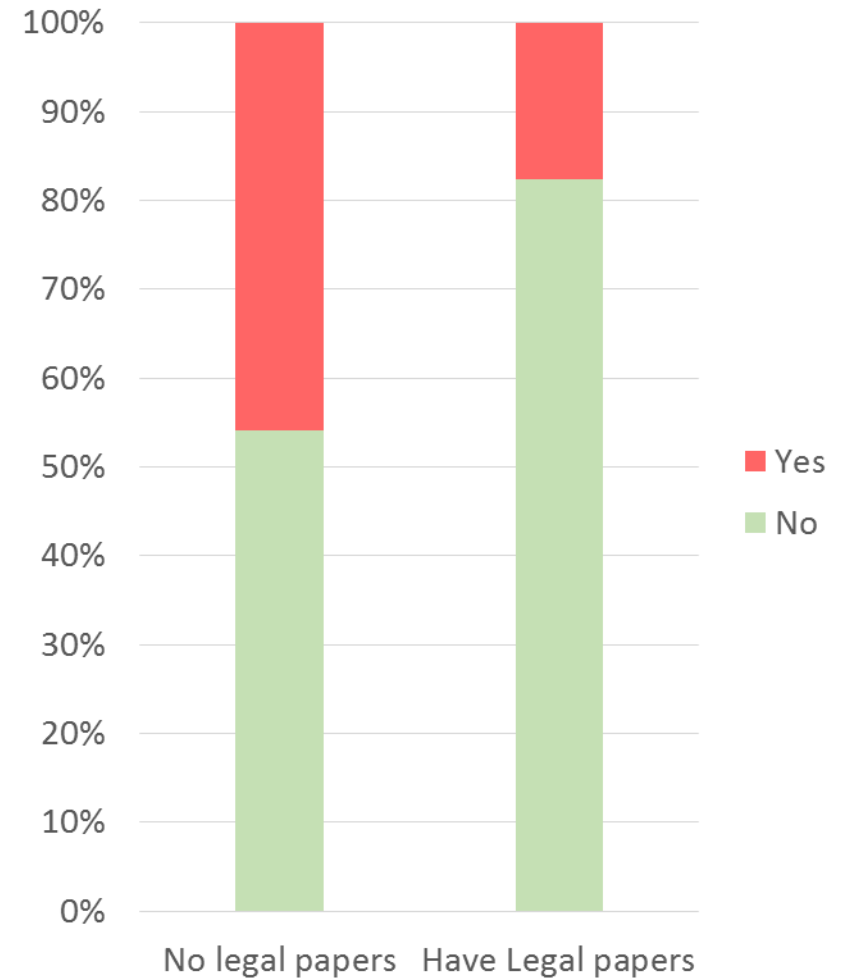
37% had problems with checkpoints:
Mount Lebanon 16%
South: 32%
Beirut: 34%
Bekaa: 41%
North: 50%

71% of respondents said that checkpoints are important to them, and 46% of them said the main reason is to go to work, while 9 % mentioned access to services.

Problems with Checkpoints



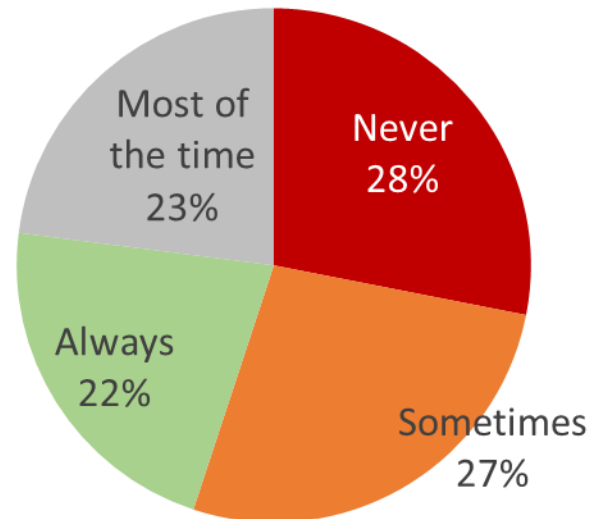
Problem on checkpoints crossed with legal papers



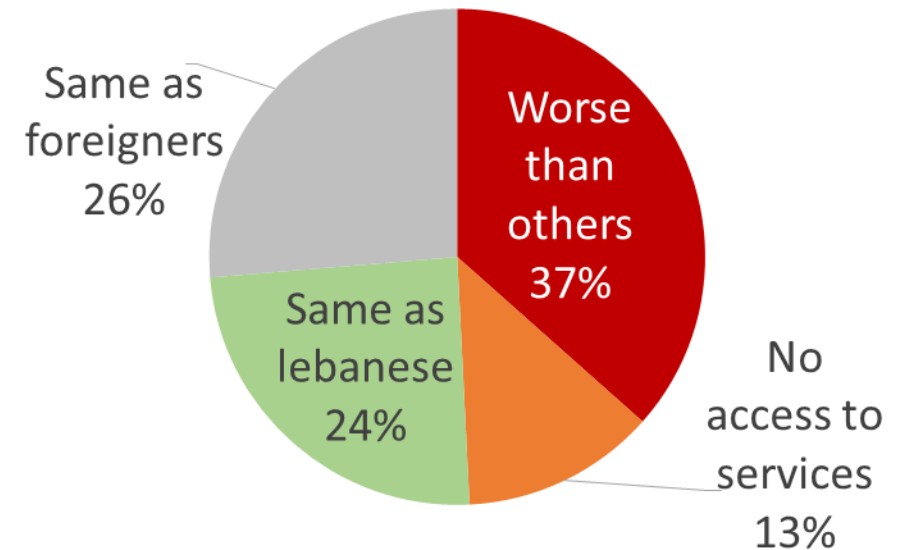
Access to services

- 28% don't have access to services and 27% have access "sometimes" (especially Health)
- 37% say they are treated worse than others when accessing services

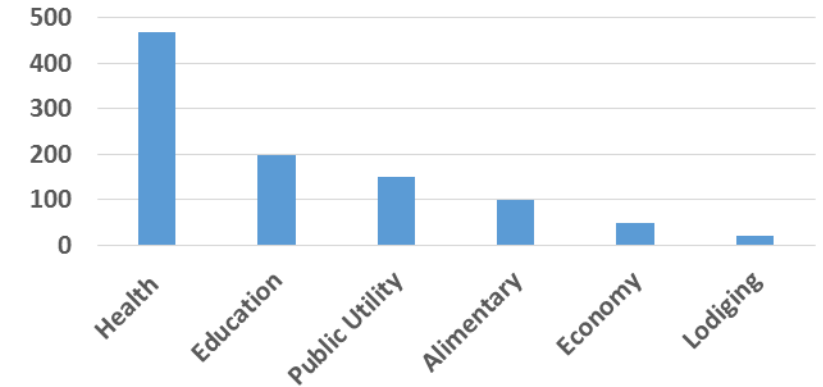
Do you have access to services



How are you treated when you seek access to services



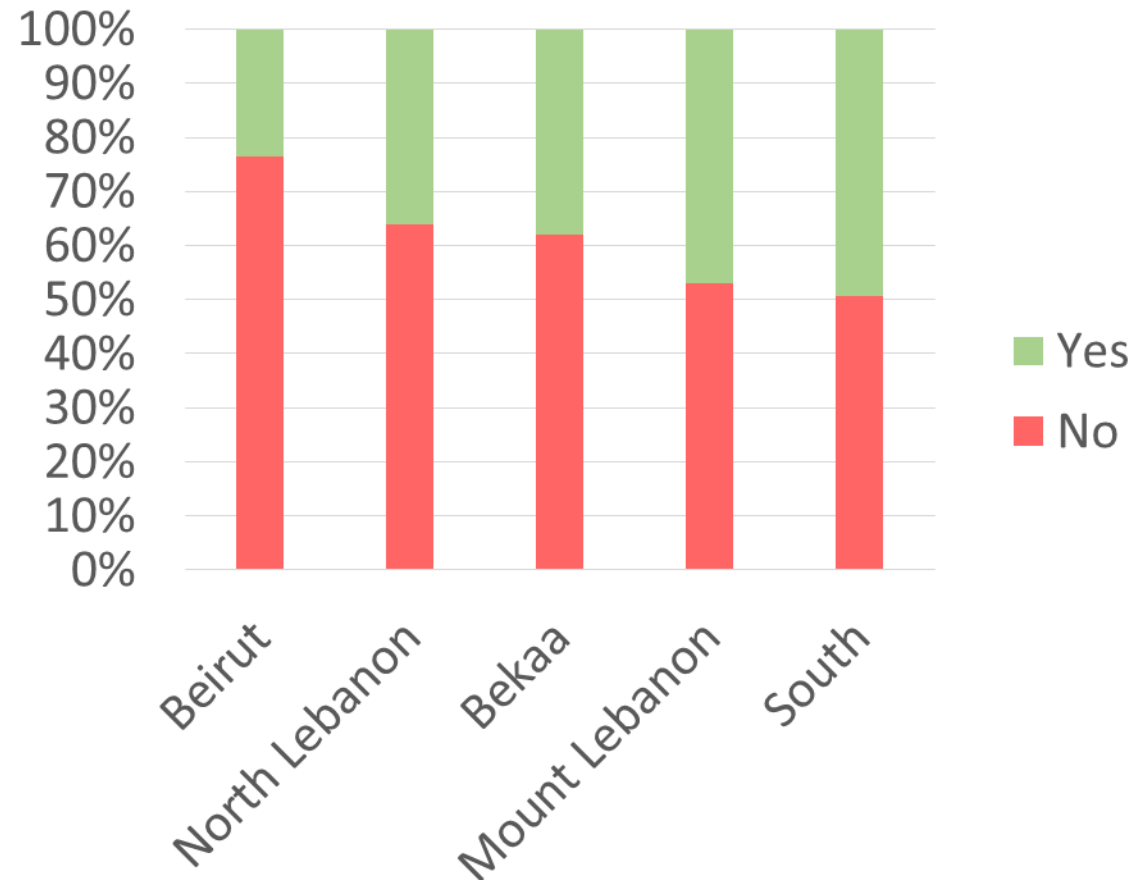
Services to which there is no or little access



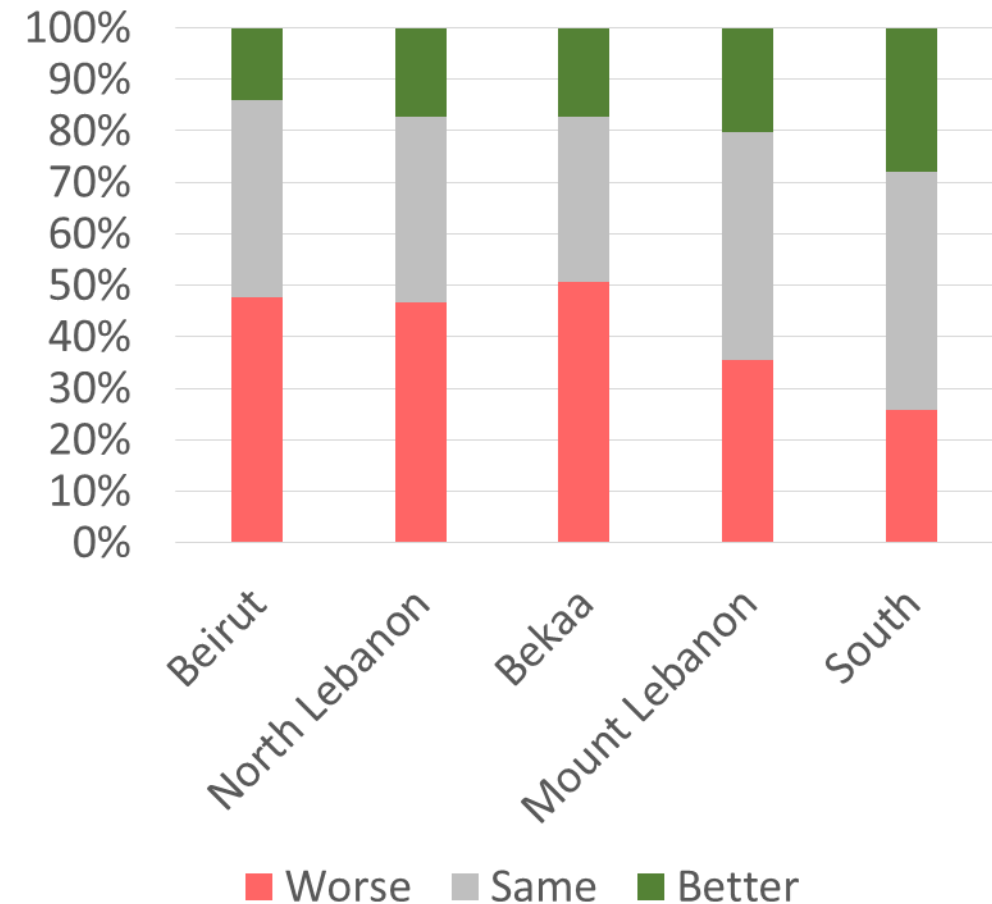
Feeling Welcome

- In Beirut, more than 75% don't feel welcome in Lebanon
- In North Lebanon and Bekaa more than 60%
- In Mount Lebanon and South about 50%
- Almost 50% say situation is getting worse

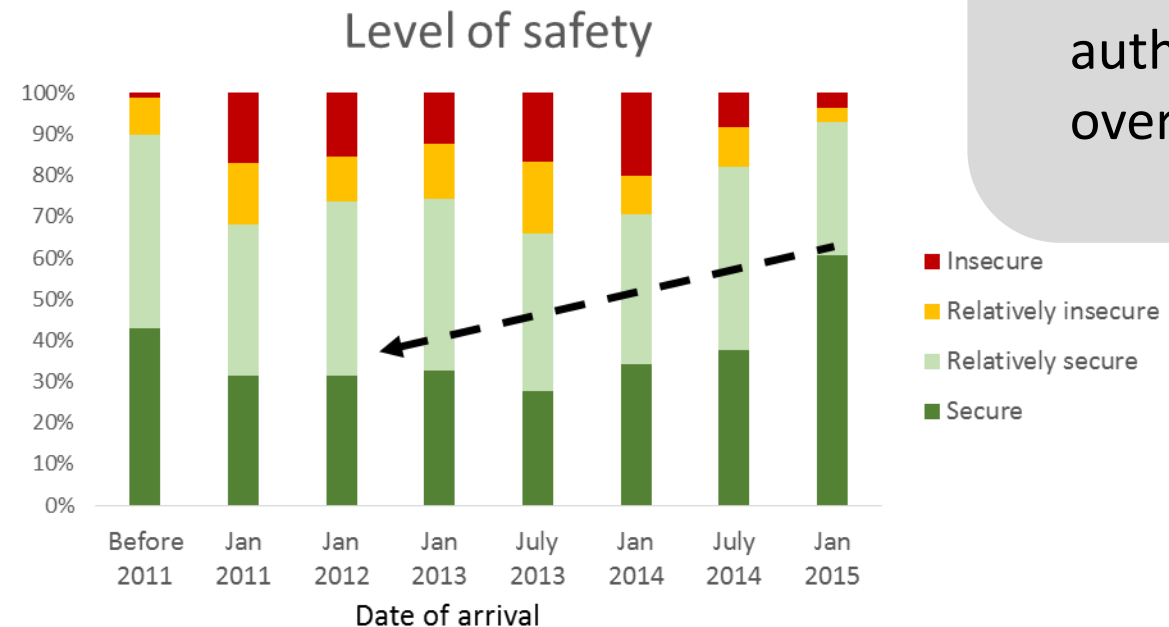
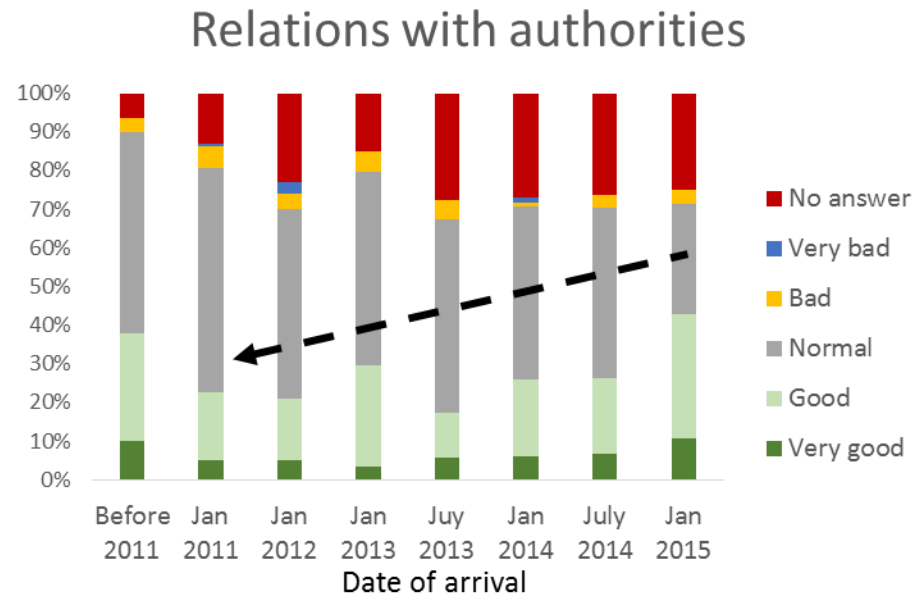
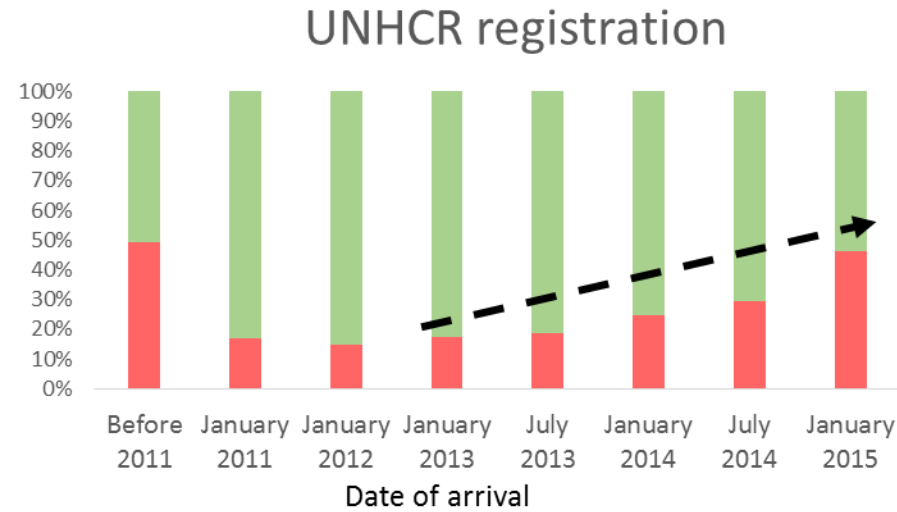
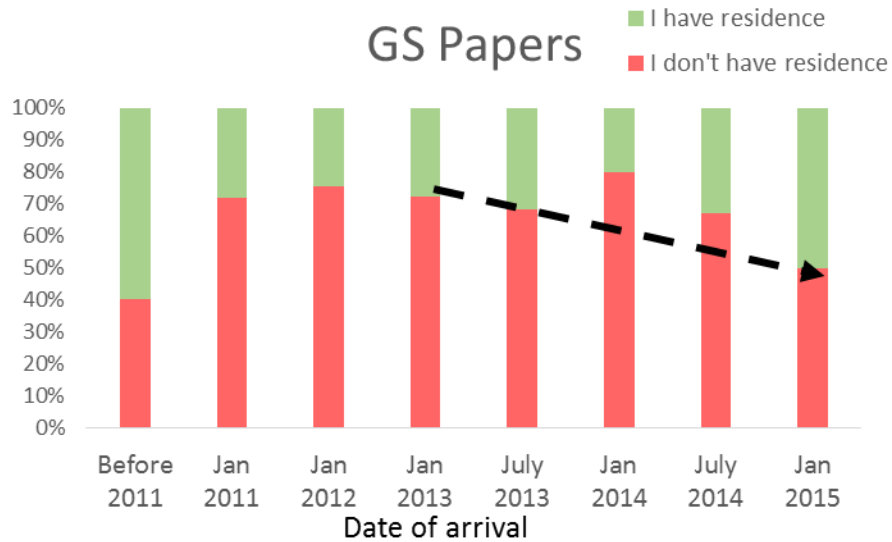
Do you feel welcome in Lebanon?



Situation better in Lebanon since your arrival?



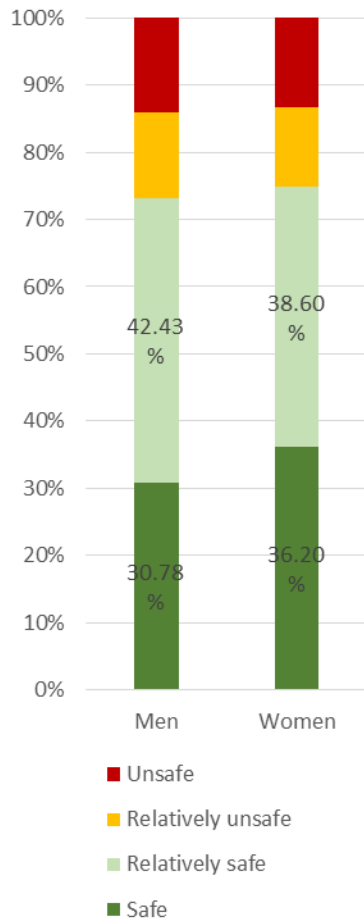
Effect of time



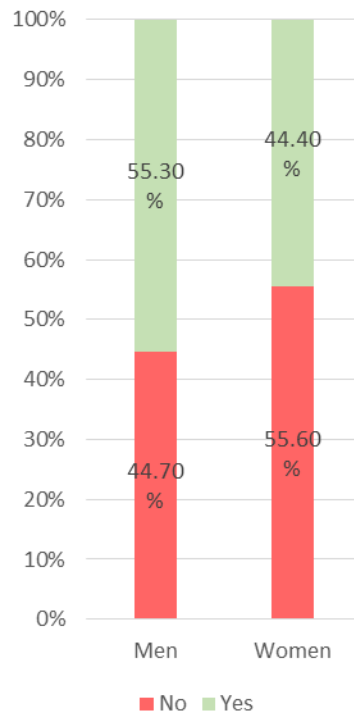
- Refugees are unable to renew their papers over time, but they manage to register in UNHCR
- Level of safety drops over time
- Quality of relations with authorities drop over time

Gender

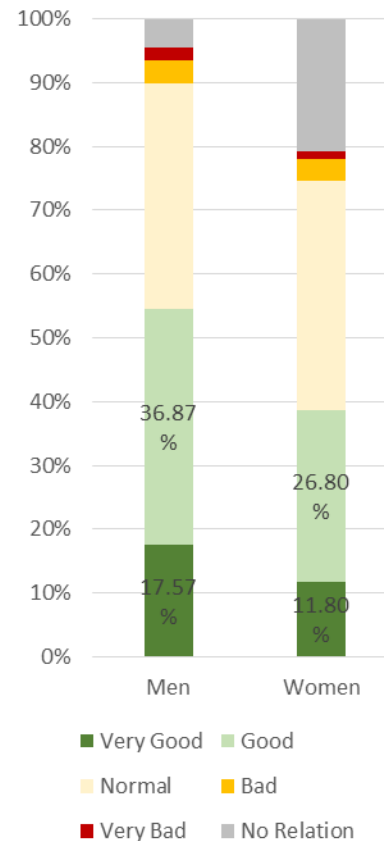
Safety



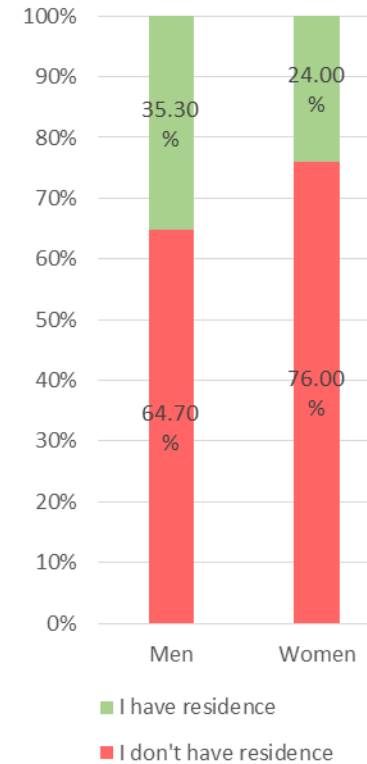
Did you make friends in Lebanon?



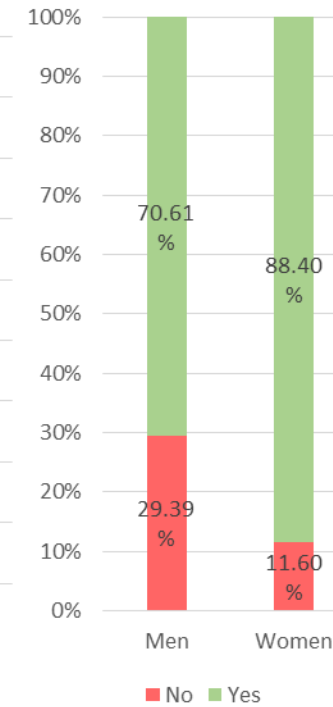
Relations with Lebanese Neighbors



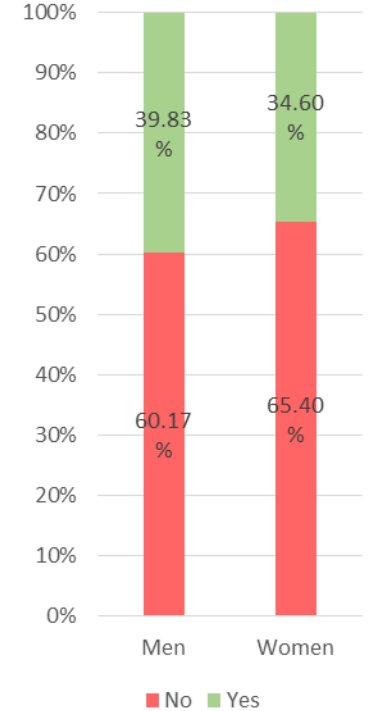
GS Registration



UNHCR Registration



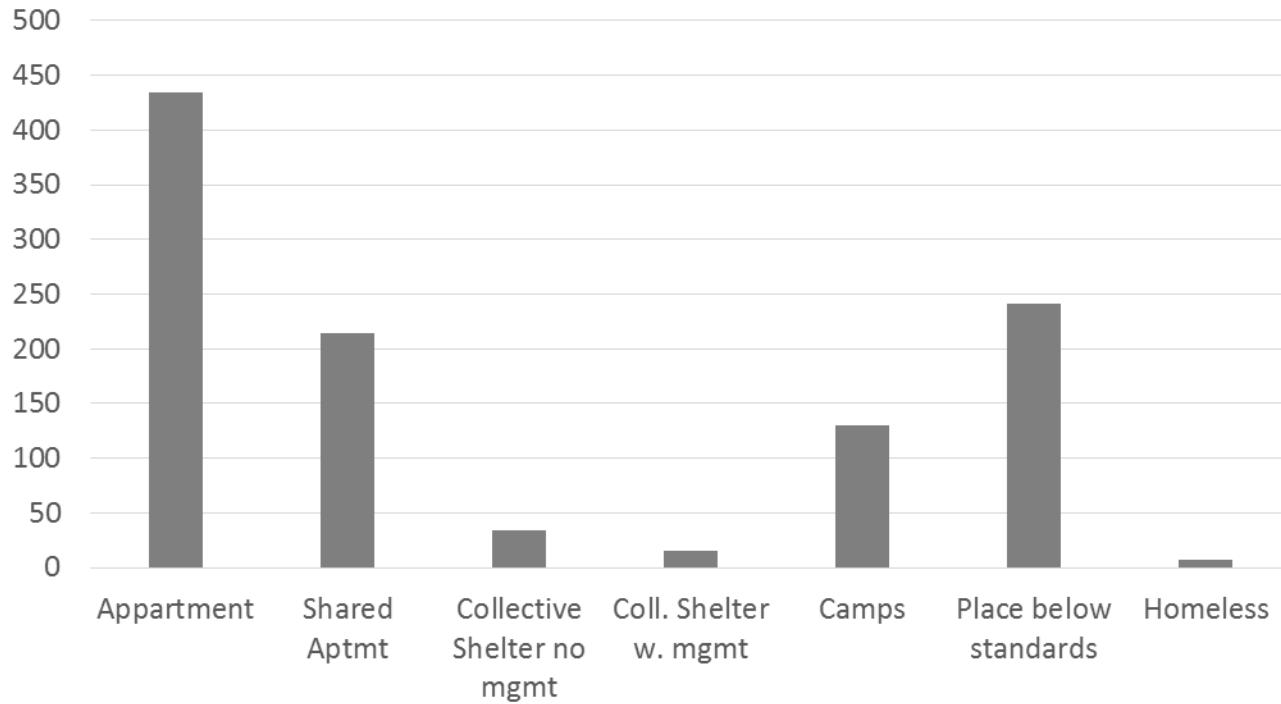
Checkpoints Problems



- Men are less likely to be registered with GS, Women are more likely to be registered with UNHCR
- Women have less problems on checkpoints
- Women feel safer
- Men have more friends
- Men have better relations with Lebanese neighbors

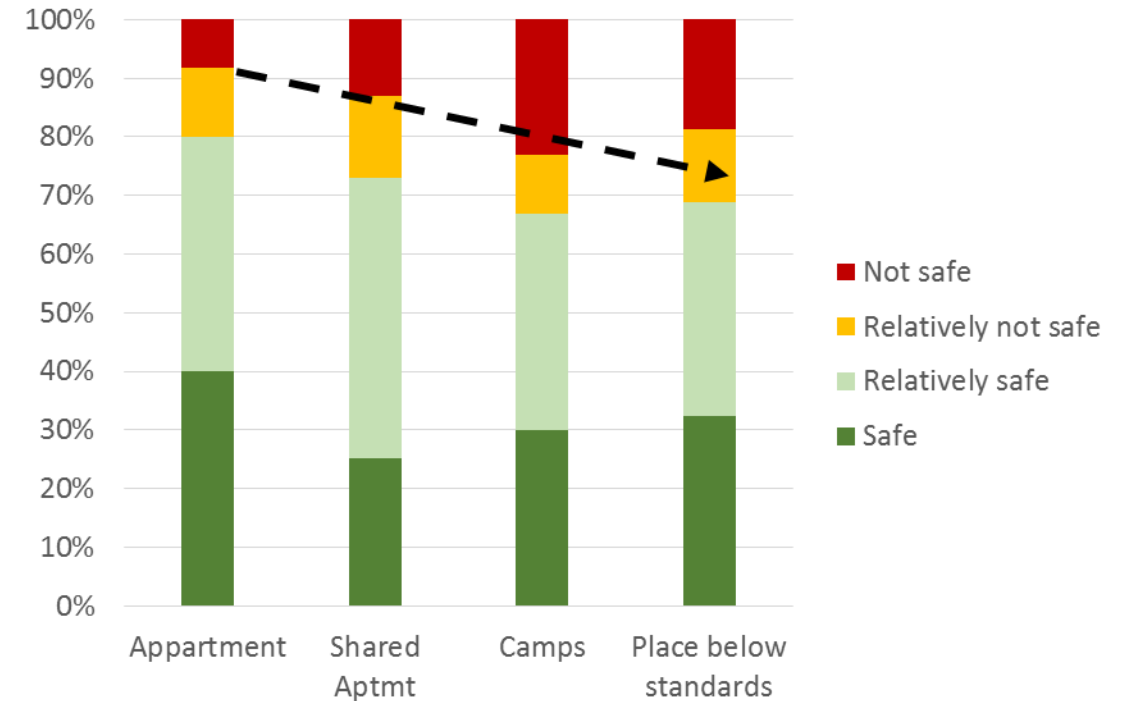
Residence

Where do you live?



Most Refugees live in apartments,
Almost no homeless refugees

How Safe do you feel?



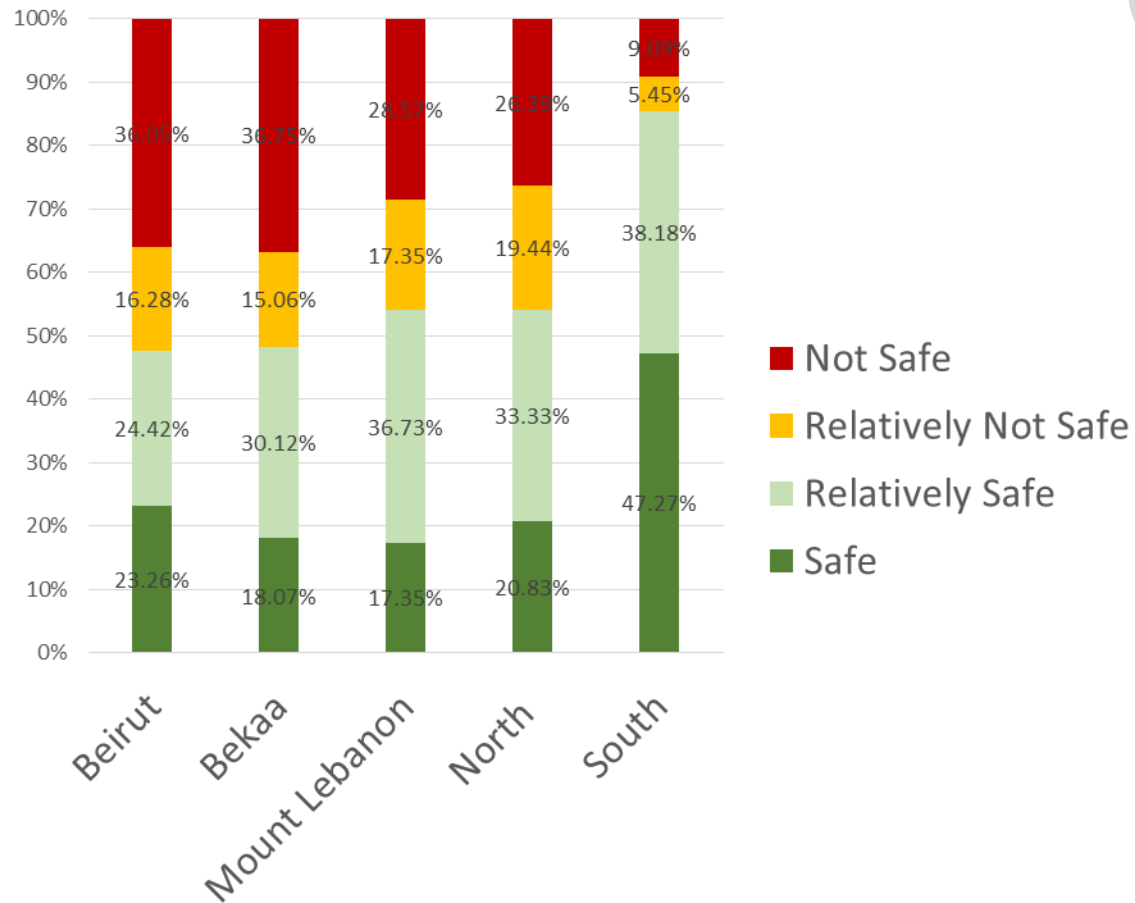
Refugees in camps feel less safe

2-Lebanese Perception

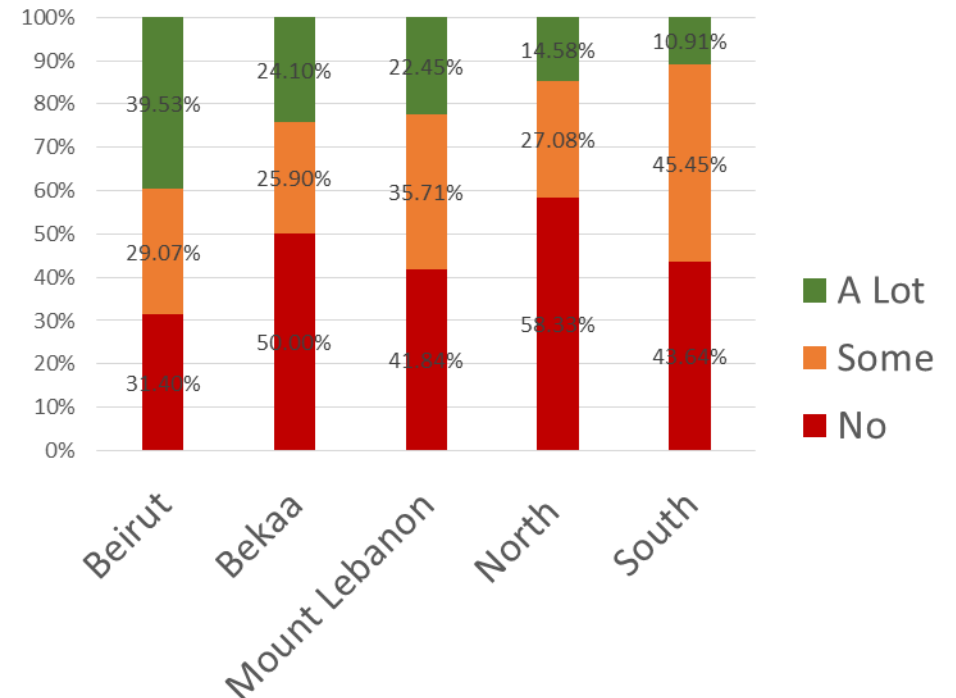
Lebanese Perception

- In most regions around 50% of Lebanese do not feel safe.
- Lebanese perception is highly correlated with Syrian views in terms of regional distribution

How Safe do you feel?



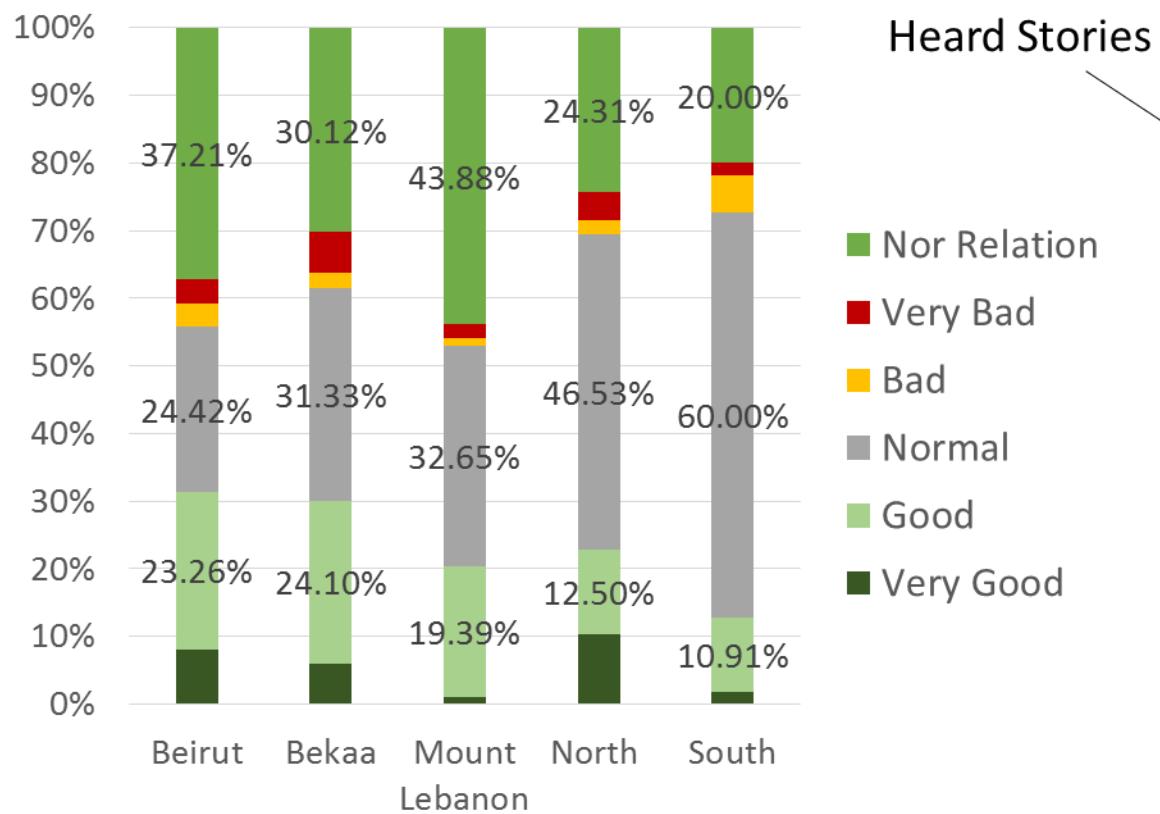
Have you heard stories that make you feel threatened?



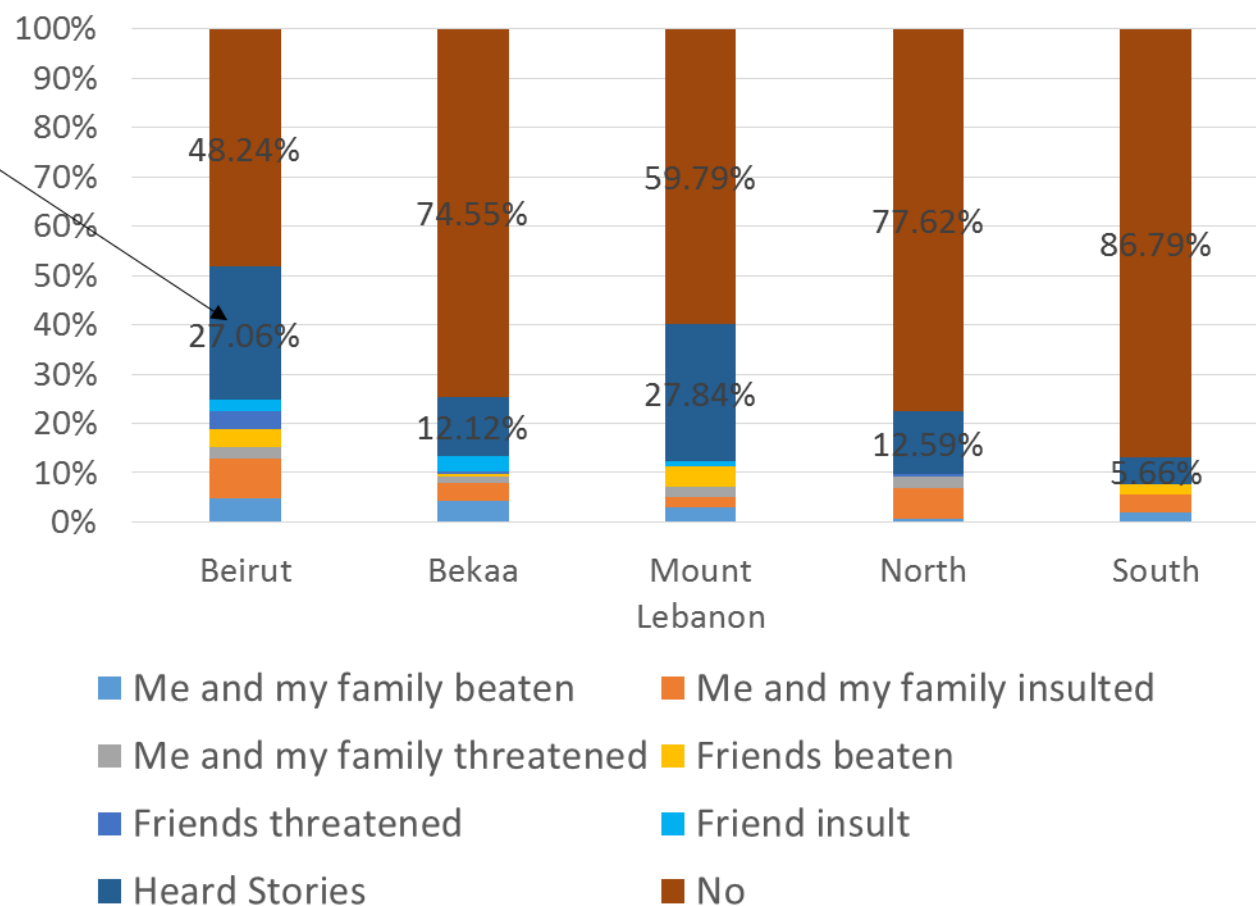
Lebanese Perception

Assaults reported by 13% of the Lebanese, with a lot of people saying they “heard stories”

Rate your relation with Syrian Refugees



Assault



Comparison

Lebanese report less assault and feel more unsafe

Lebanese

9% reported Assaults
(self and family)

54% don't feel safe

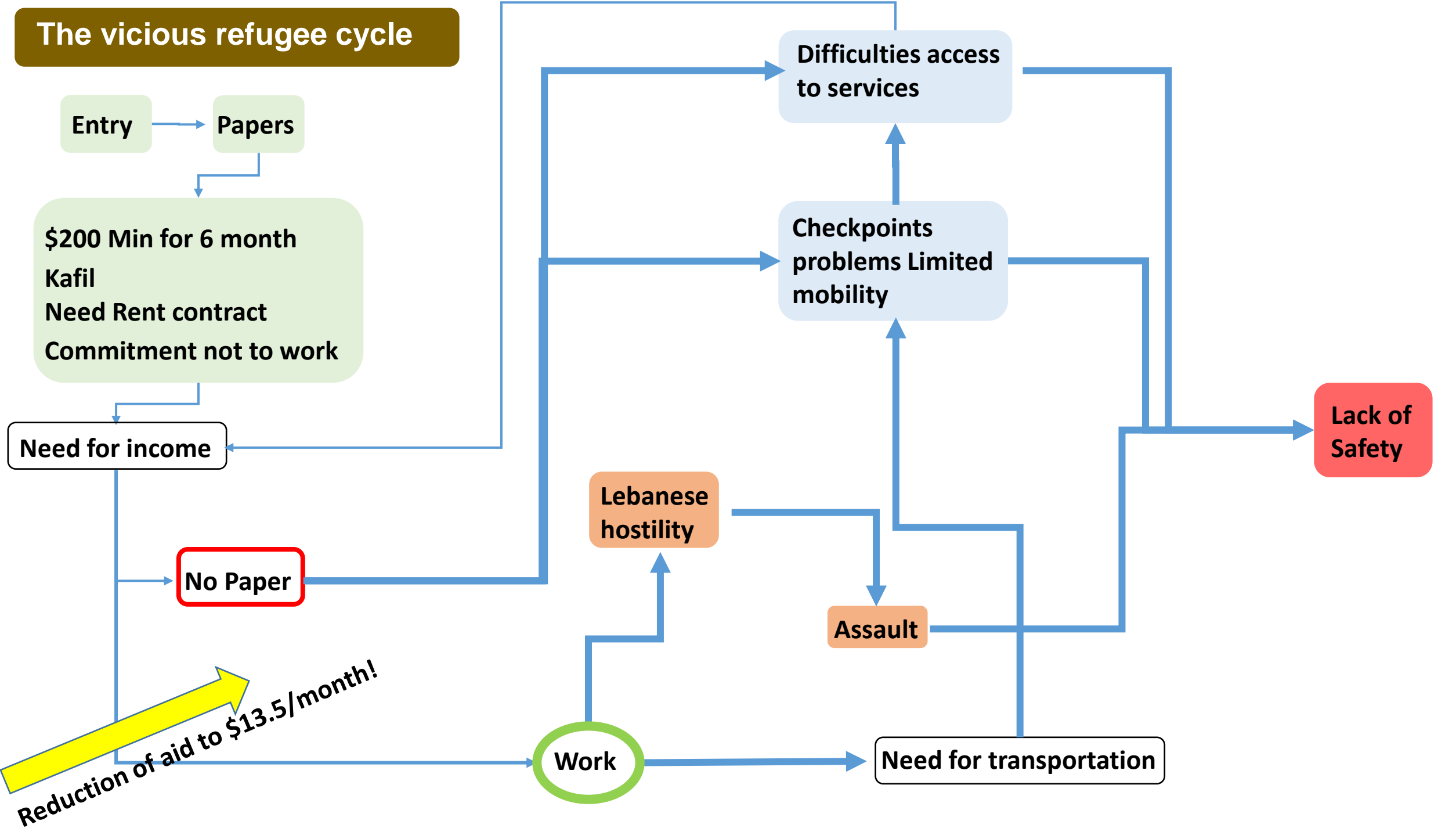
Syrians

24% reported Assaults
(self and family)

26% don't feel safe

3-Causal Analysis

The vicious refugee cycle



Preliminary test of the vicious refugee cycle

To test the proposed model, all key variables where entered in a stepwise regression against the variable of Safety: Gender, Age, Family Size, Head of Household, Type of Accommodation, Legal Papers, UNHCR Registration, Friends in Lebanon, Relation with local Authorities, Checkpoint Problems, Mobility Limitation, Difficulties of Access to Services, and Assault. These variables where captured by various questions in the questionnaire. They where either coded on a 4 or 5 points scale (depending on the number of answers), or coded as binary dummy variables.

The following dependent variables where determined as significant by the model: Relation with Local authorities, Checkpoint Problems, Mobility limitation, Assault, and Difficulties of Access to Services. Totally in line with the suggested model!

SUMMARY OUTPUT	
Regression Statistics	
Multiple R	0.45061
R Square	0.203049
Adjusted R Square	0.198345
Standard Error	0.864133
Observations	853

	Coefficients	Standard Error	t Stat	P-value
Intercept	3.181422	0.184058	17.28493	1.44E-57
Checkpoint Problems	-0.13873	0.065496	-2.11819	0.034449
Relation with local authorities	0.192317	0.042712	4.502681	7.65E-06
Mobility limited	-0.18654	0.029978	-6.22269	7.68E-10
Difficulties Access Services	-0.09117	0.029268	-3.11505	0.001901
Assault	-0.31621	0.064642	-4.89168	1.2E-06

Preliminary test of the vicious refugee cycle

Finally, in an attempt to test the impact of Legal Papers on Checkpoint Problems, we ran another regression with Legal Papers and Gender as predictors and Checkpoint Problems as dependent variable. Impact is significant and coefficients are in the expected sign. Those who have legal paper are less likely to have checkpoint problems and men are more likely to have checkpoint problems.

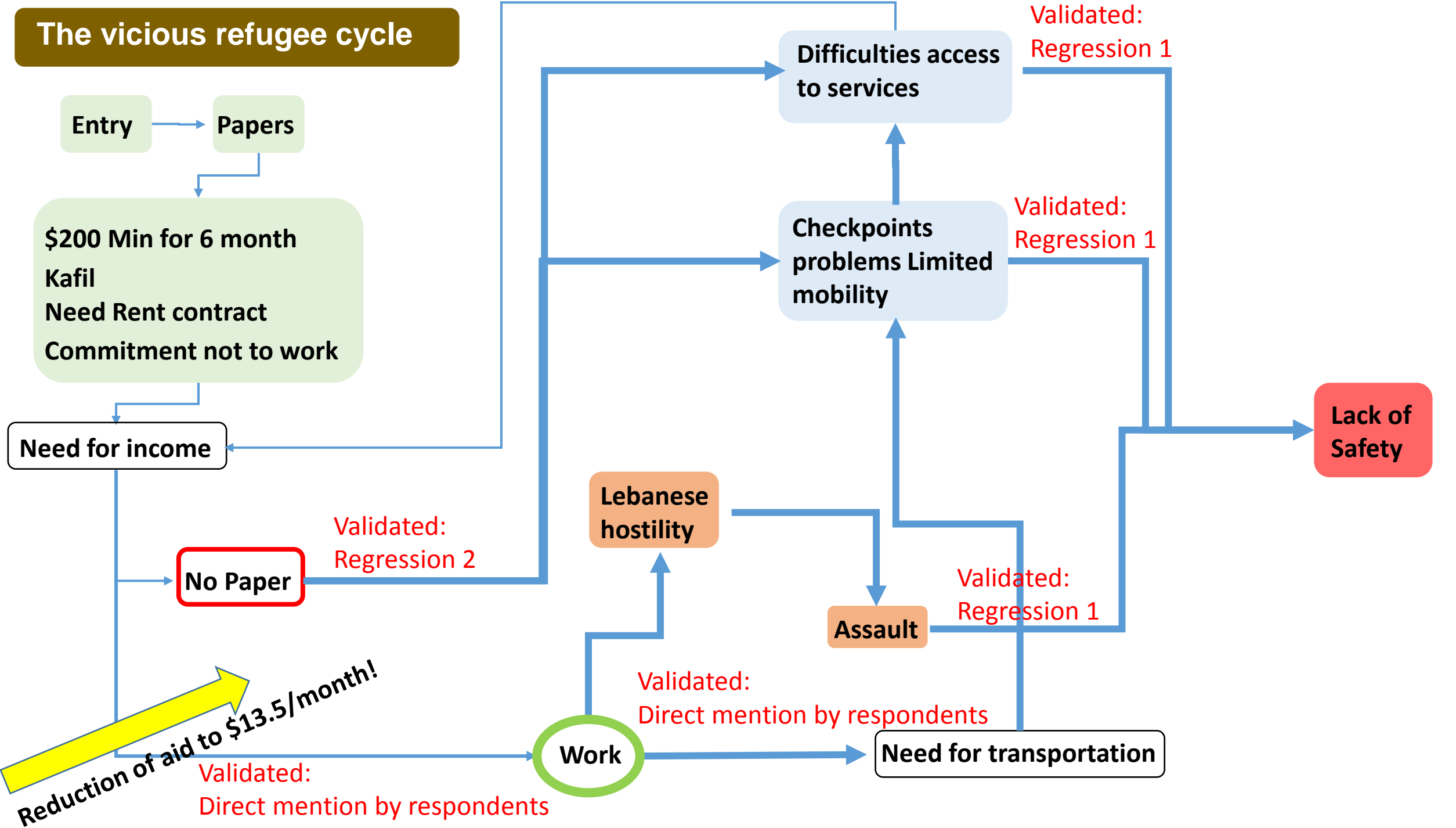
SUMMARY OUTPUT

Regression Statistics

Multiple R	0.285118
R Square	0.081292
Adjusted R Square	0.079131
Standard Error	0.461834
Observations	853

	Coefficients	Standard Error	t Stat	P-value
Intercept	0.417913	0.025709	16.25544	6.1E-52
Gender	0.067112	0.032189	2.08492	0.037375
Papers	-0.29479	0.034264	-8.60348	3.7E-17

The vicious refugee cycle



Summary and Recommendations

Summary

- 62% of Syrians work with an average salary of \$393
- Syrian refugees are most worried about security, then comes the economy and then legal papers
- 70% of Syrian respondents don't have legal papers in Lebanon while 79% are registered with UNHCR
- The main cause for not having papers being the need for a Lebanese sponsor and high cost
- 34% of Syrians in Beirut do not feel safe, while 30% in the North don't feel safe, 27% in Bekka, 18% in Mount Lebanon, and 13% in the South
- 87 to 91% believe that legal papers impacts their safety
- 293 personal/family assaults were reported out of 1200 respondents. 86% of these cases were explicitly blamed on Lebanese offenders. 43% offenses were verbal insults.
- 46% of Syrian Refugees have reported to have been in trouble in Lebanon, and 69% did nothing about it.
- 37% of Syrians had problems with checkpoints, with regional variation between 50% in North Lebanon and 16% in Mount Lebanon. Main cause is non-renewal of legal papers.
- 71% of respondents said that checkpoints are important to them, and 46% of them said the main reason is to go to work, while 9% mentioned access to services.

Summary

- 28% don't have access to services and 27% have access "sometimes".
- 37% say they are treated worse than others when accessing services.
- 75% of Syrians in Beirut don't feel welcome in Lebanon. In North Lebanon and Bekaa more than 60%. In Mount Lebanon and South about 50%.
- Almost 50% say that situation is getting worse.
- Relations with authorities and Level of safety are getting worse over time.
- Women feel slightly safer than man (31% for men VS 36% for women), are less likely to have legal papers (35% for men VS 24% for women)
- Women have less problems on checkpoints than men.
- More than half of the Syrians live in apartments. Safety is highest among those who live in apartments and lowest among those who live in camps.
- Around 50% of Lebanese don't feel safe in most regions. Assaults reported by 13% of the Lebanese, with a lot of people saying they "heard stories".

Policy Recommendations

Legal papers

Loosen conditions for issuance of Syrian Refugee legal papers and renewal. Cancel sponsorship, and lower costs.

Papers will solve checkpoint problems; they will make Syrians less vulnerable and will encourage them to file complaints to the police or any other authority in case of offenses which they currently don't do out of fear of being arrested. Papers will also facilitate mobility and access to services.

Working conditions

Reinforce labor law towards Syrians. Encourage equal treatment of Syrian and Lebanese neighbor.

Municipalities should not be allowed to override the law and determine wages. Prohibition of work leads to illegal labor and harsh work conditions which is reinforced by municipal control over wages. This increases hostility from the Lebanese side and frustration from the Syrian side. Low salaries paid to Syrians are taking jobs away from the Lebanese population and do not provide to the Syrian families, especially as they have expenses, including rent.



Policy Recommendations

Expand Job market

More Research needed here.

Initiate a study related to skills within the Syrian population, and job opportunities on the Lebanese market, comparing demand and supply, wages, work conditions, needs, etc. Provide funding to expend the job market in light of such study.

Security/Municipal Role

Municipal community policing with reinforcement of code of conduct and human rights.

Municipalities should get support, training, and funding to better police neighborhoods and develop partnerships with civil society and Syrian community. At the same time, Municipalities should not be allowed to impose selective curfew or security measures, which is against human rights and causes havoc and “story telling”.

Create a transparent complaint mechanism allowing to keep the finger on the pulse.

Syrian refugees should have a complaint mechanism that has a human face, is close to them, and represents the state at the same time.



Policy Recommendations

Special attention to collective shelters and Camps

Addressing vulnerability of Syrians shelters, camps and places of residence that are below standards.

Community-level Projects

Reinforce projects between refugees and host communities.

Projects that engage both parts, involve skills and talents from both sides. Create youth clubs, diversify opportunities for socialization (especially women and youth).

Encourage joint Lebanese-Syrian teamwork on refugee projects.

This was experimented by researchers on this project as team of surveyors included Lebanese and Syrian students. It limits bias from both ends, enhances trust with both populations and gets better results.

Research, strategy and funding

Funds are needed to better know the landscape, develop strategies and implement them. Research and strategy are sine qua non conditions for funding.



العالمي
إبلاغكم أن
قيمة القسيمة
الغذائية
ستكون ١٣,٥
دولارًا اميركيًا
للشخص

Thank You!

