



Registration Unit

Total Persons of Concern

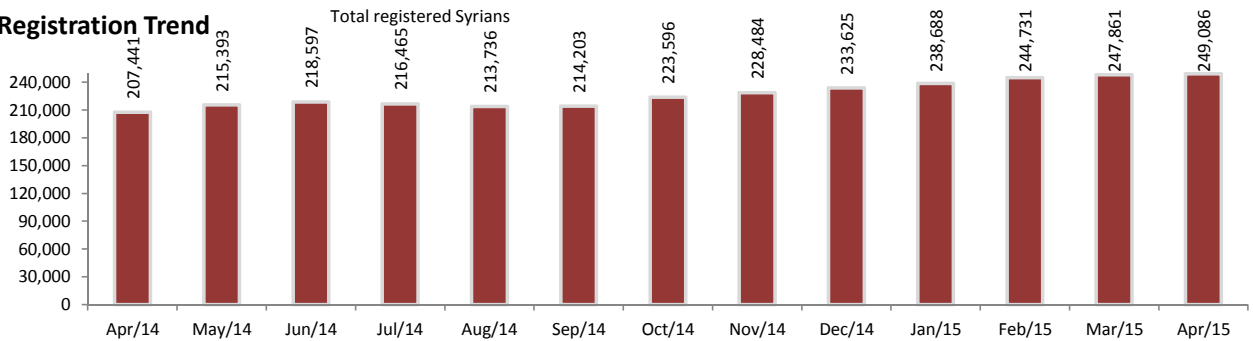
Individuals

249,086

Households

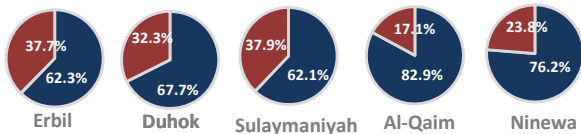
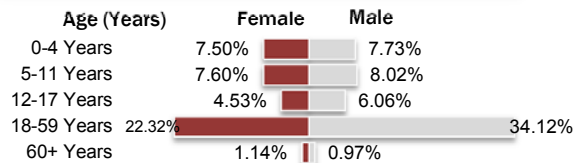
87,597

Registration Trend

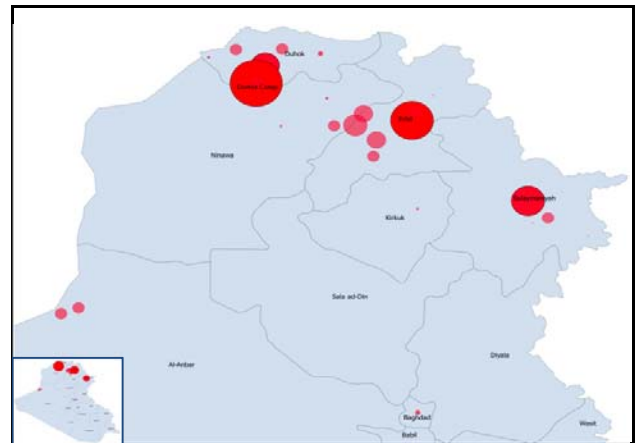


This profile is based on **249,086** proGres registered individuals

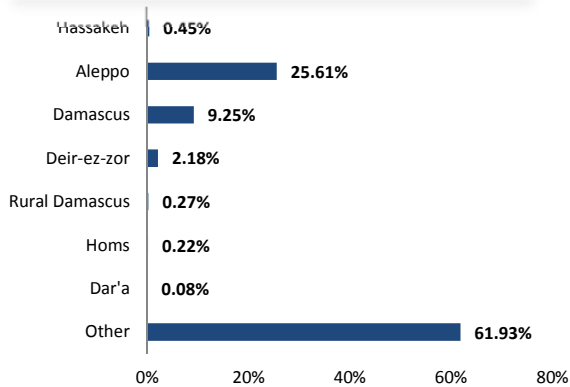
Age and Gender Breakdown



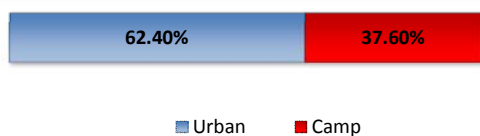
■ % Women and Children ■ % of Male Adults



Place of Origin



Camp and non-camp population comparison



Governorate	Individuals	Households	% Total
Duhok	100,484	30,882	40.34%
Erbil	110,821	42,255	44.49%
Sulaymaniyah	29,863	11,935	11.99%
Anbar	4,517	1,149	1.81%
Ninewa	1,319	429	0.53%
Kirkuk	739	261	0.30%
Baghdad	414	231	0.17%
Other	929	455	0.37%
<b>Total Iraq</b>	<b>249,086</b>	<b>87,597</b>	<b>100%</b>

Camps Registered Population			
Camp	Individuals	Households	% Total
Al-Obaidi Camp	1,519	318	1.62%
Akre Settlement	1,457	338	1.56%
Domiz Camp 1	42,852	13,809	45.76%
Domiz Camp 2	5,828	1,273	6.22%
Gawilan Camp	6,278	1,578	6.70%
Basirma Camp	3,606	884	3.85%
Darashakran Camp	9,812	2,114	10.48%
Kawergosk Camp	10,116	2,628	10.80%
Qushtapa Camp	6,325	1,659	6.75%
Arbat Camp	5,861	1,554	6.26%
<b>Total</b>	<b>93,654</b>	<b>26,155</b>	<b>100%</b>

From 16 June 2014, as Al-Obaidi Camp became inaccessible to UN agencies and other humanitarian staff, the camp registered population figure is not updated.