



Registration Unit

Total Persons of Concern

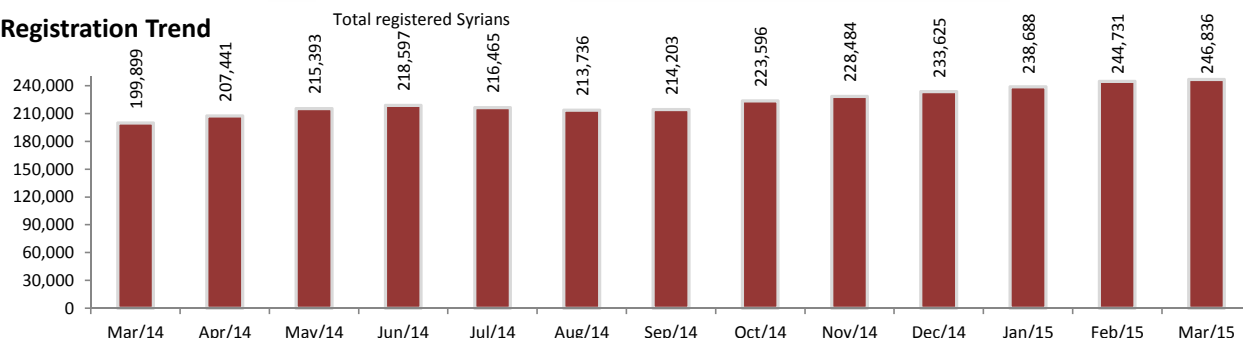
Individuals

246,836

Households

86,698

Registration Trend

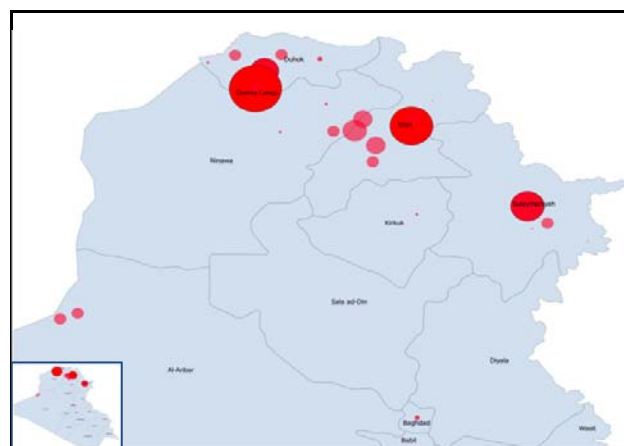
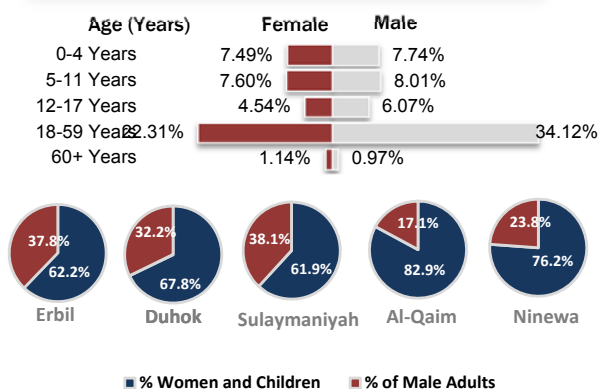


This profile is based on

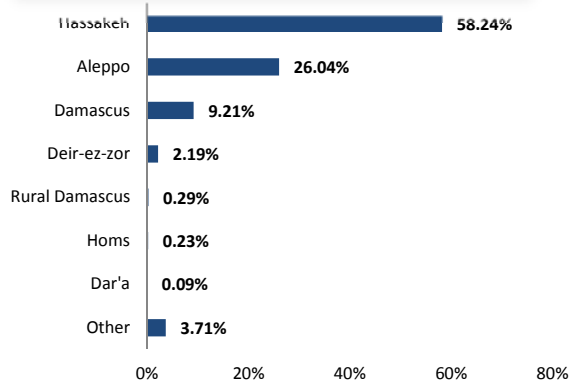
246,836

proGres registered individuals

Age and Gender Breakdown

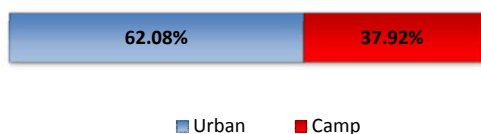


Place of Origin



Governorate	Individuals	Households	% Total
Duhok	99,742	30,638	40.41%
Erbil	110,023	41,807	44.57%
Sulaymaniyah	29,159	11,723	11.81%
Anbar	4,520	1,149	1.83%
Ninewa	1,331	432	0.54%
Kirkuk	762	264	0.31%
Baghdad	414	231	0.17%
Other	885	454	0.36%
Total Iraq	246,836	86,698	100%

Camp and non-camp population comparison



Camps Registered Population			
Camp	Individuals	Households	% Total
Al-Obaidi Camp	1,528	321	1.63%
Akre Settlement	1,420	330	1.52%
Domiz Camp 1	43,727	14,049	46.71%
Domiz Camp 2	5,738	1,243	6.13%
Gawilan Camp	5,812	1,435	6.21%
Basirma Camp	3,742	912	4.00%
Darashakran Camp	9,721	2,089	10.38%
Kawergosk Camp	10,146	2,724	10.84%
Qushtapa Camp	5,964	1,553	6.37%
Arbat Camp	5,811	1,531	6.21%
Total	93,609	26,187	100%

From 16 June 2014, as Al-Obaidi Camp became inaccessible to UN agencies and other humanitarian staff, the camp registered population figure is not updated.