

## SITUATION ANALYSIS

The WASH Sector in January 2015 has continued with basic service provision and development of new infrastructure across Lebanon. Winterization activities for the WASH sector have been challenged by access issues at the height of the storm however 241 sites have benefited from the distribution of 603 drainage kits with 72 sites having more intensive flood preparation works.

In water 5 large water supply systems have been developed or improved at a Municipality level (Rahbeh, Aanout, Borjeyn-Mrejat, Barja and Tabbaneh serving 28,200 Lebanese with additional refugees or Palestinian populations. These works variously include source development, pipeline extensions, pumping systems and distribution points. Up to 30 smaller systems have been completed serving isolated Syrian groups. Water quality testing in 18 source locations and 588 samples from point of use have been tested for a range of bacterial, chemical and physical parameters. In trucked water supplies 7 agencies have delivered 23,734,820 litres of water across 151 locations in the North and Bekaa.

In sanitation services the rehabilitation of 250m of the waste water network in Burj El Barainah serves 4,700 individuals and the rehabilitation of a treatment plant in Zouq Bhannine. Further, sludge removal activities have continued in 107 locations predominantly informal settlements. The supply of a compactor truck in Hermel is assisting rubbish collection across multiple municipalities and a municipal level solid waste support in Akkroum. Further collection services have taken place in 98 IS locations.

This month 31,907 individuals have attended 4296 hygiene promotion sessions. There is however a disparity between agencies conducting sessions at household level for 2-4 people while others are counting sessions for 45 people. Streamlining hygiene promotion and hygiene kits is a priority moving forwards.



### FUNDING

(required)

**231.4 m**

10.8%

of overall  
LCRP request



### PEOPLE

(In Need/Target)

**3.3 m** (People in Need)

**2.9 m** (People Targeted)

Refugees

1,615,117

Vulnerable Lebanese

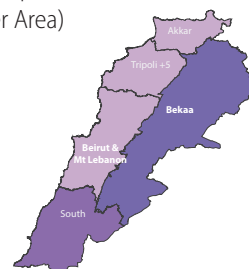
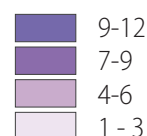
1,090,535



### PARTNERS

(Number of operational partners per Area)

# partner per area

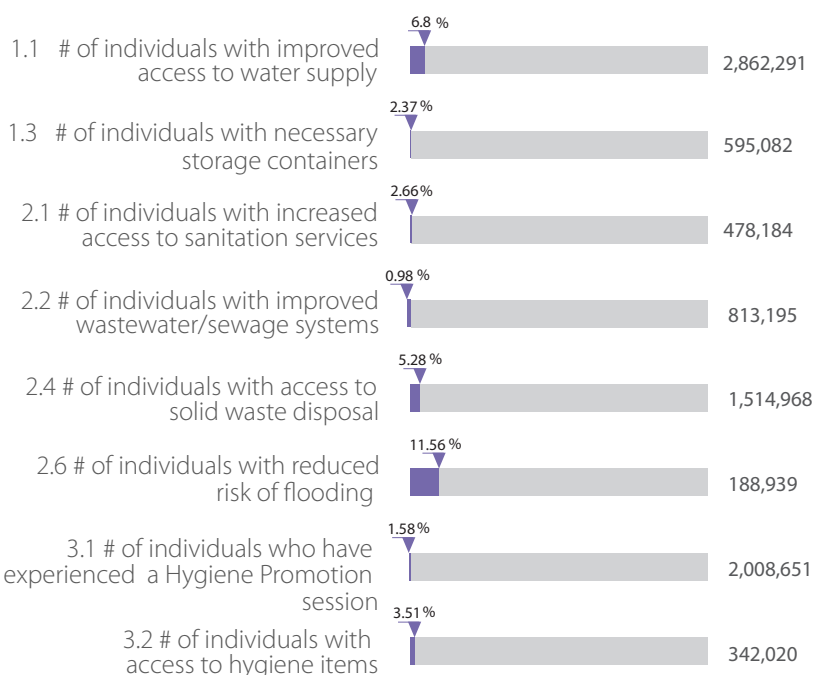


### PROGRESS AGAINST 2015

#### TARGETS

Month of January progress

Progress  
January



### WASH Presence in Informal Settlements and Selected Sites Lebanon

January 2015

