



# SYRIANS IN SOUTHERN EUROPE

## UNHCR REGIONAL UPDATE

Mar 2015



### KEY FIGURES

**3.9Mln**

Syrian refugees

**7.5Mln**

Syrians internally displaced

**96%**

Of Syrian refugees have fled to surrounding countries

**1.7Mln**

Syrian refugees in Turkey

**1.2Mln**

Syrian refugees in Lebanon

**620,000**

Syrian refugees in Jordan

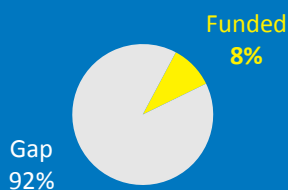
**53%**

Of Syrian refugees are less than 18 years old

### FUNDING

**USD 1,342,533,176**

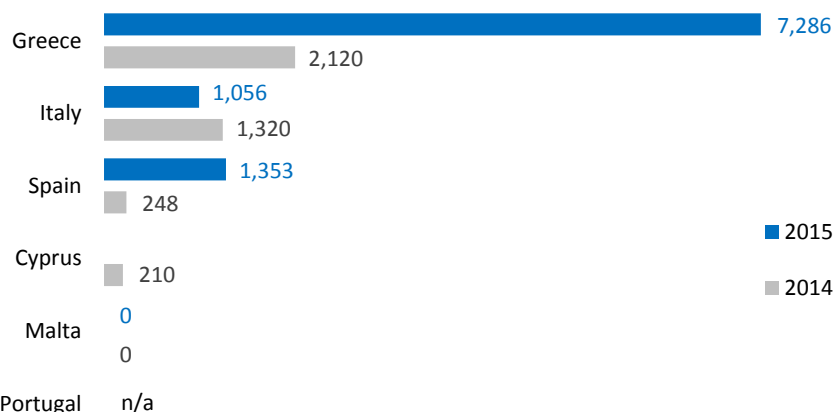
Requested for assistance and protection



### REGIONAL OVERVIEW

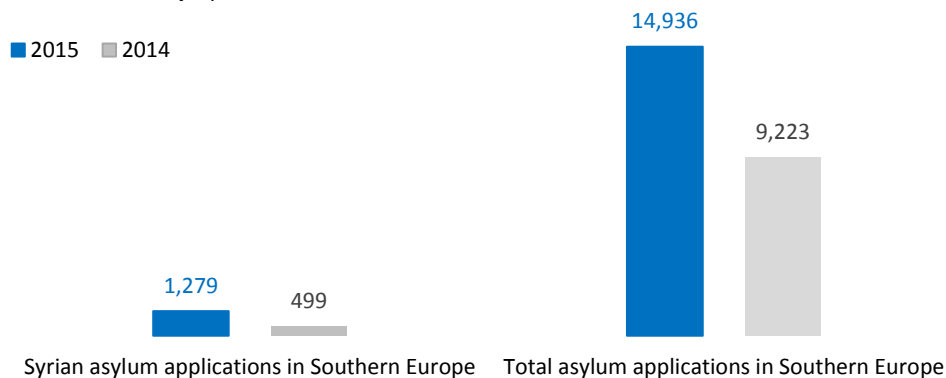
- Some 9,700 Syrians arrived so far in Southern Europe in 2015.
- Some 186,000 Syrians applied for asylum in Europe (28) since 2011, less than 5% of Syrians who fled the conflict.
- In 2015, 1,279 new asylum applications were registered from Syrians in Southern Europe, almost three times more than the same period of 2014 (499 applications).
- The vast majority of Syrians coming to Europe do not apply for asylum in Southern Europe, but rather proceeds towards northern EU countries. Only 3% of Syrians asylum applications were lodged in Southern Europe.

Syrian arrivals to Southern Europe | Jan-Mar 2015\*



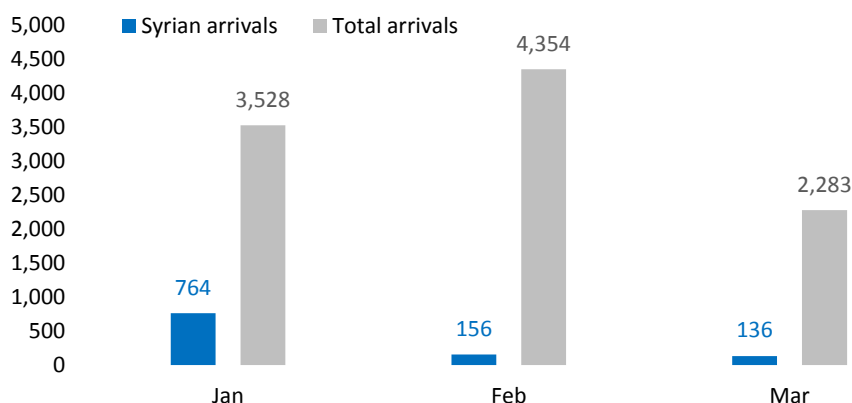
\*Data for Cyprus refers to new asylum applications; data for Italy refers to sea arrivals.

Syrians asylum applications in Southern Europe | Jan-Feb 2015



## ITALY

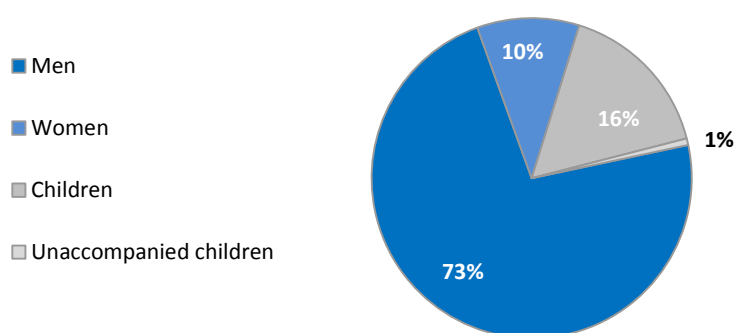
### Arrivals by sea | Jan-Mar 2015



10,165 sea arrivals to Italy as of March 2015. Syrians were the fourth largest group, with 1,056 new arrivals (10% of the total). Syrian arrivals by sea in 2014 42,323 Syrians arrived to Italy by sea.

Among 1,056 Syrian arrivals, there were 7 unaccompanied children. The total number of Syrian children arrived so far in 2014 is 178 (17%).

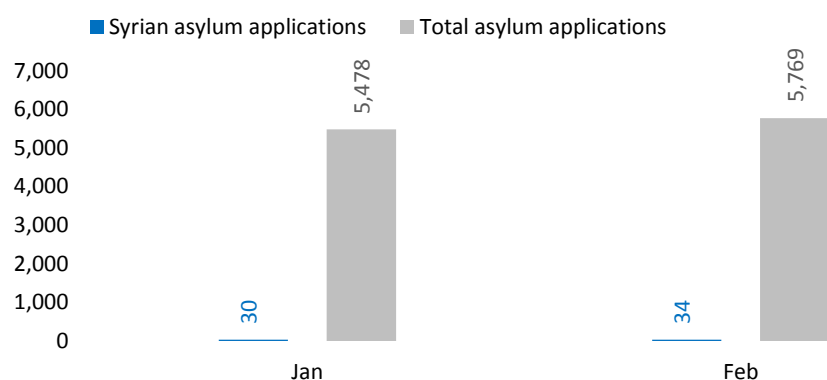
### Demographics of Syrian arrivals | Jan-Mar 2015



In Jan and Feb 2015, Syrians lodged 64 asylum applications, less than 1% of total applications in Italy (11,247).

Recognition rate for Syrians in 2014: 94% (60% refugee status, 34% subsidiary protection). In 2014, 229 Syrians were granted refugee status and 84 received subsidiary and humanitarian protection.

### New asylum applications | Jan-Feb 2015



Many Syrians who apply for asylum in Italy proceed elsewhere before their first instance interview. These cases are closed as rejected.

The majority of people who arrived to Italy by sea departed from Libya.

## PORTUGAL

In 2014, 442 individuals arrived to Portugal, 17 of them were Syrians.

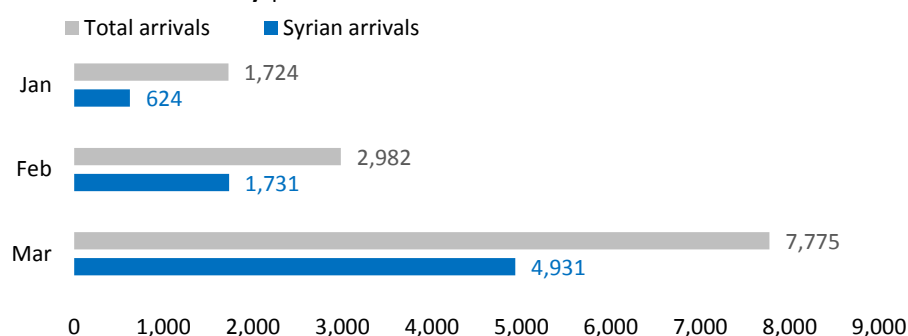
In 2013, there were 146 Syrians out of 506 total arrivals.

17 Syrians applied for asylum in the country in 2014.

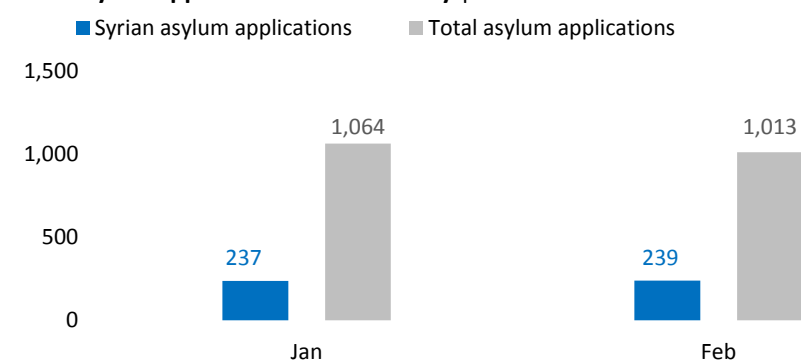
Portugal pledged to resettle 23 Syrian refugees in 2014.

## GREECE

### Arrivals in the country | Jan-Mar 2015



### New asylum applications in the country | Jan-Feb 2015



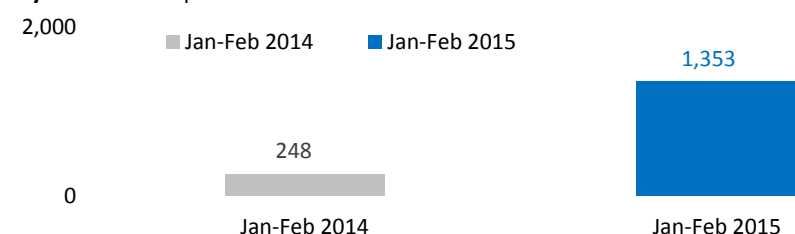
According to figures communicated to UNHCR by local Police and Coastguard authorities at the border areas, some **7,286** Syrians were recorded as new arrivals in the first three months of 2015. Many of them came from Turkey.

As of Feb 2015, **2,077** persons applied for asylum in Greece, of them, **476** were Syrians. In 2014, of **9,432** asylum applications, **786** were lodged by Syrian nationals.

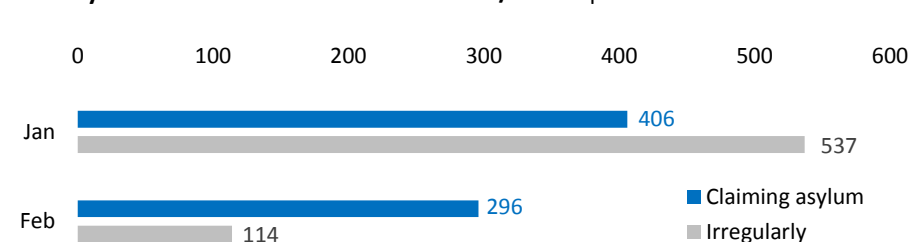
Total recognition rate for Syrians in 2015 is **99,7%**. In 2014, under the new asylum procedure, recognition rate for Syrians was **99,6%**.

## SPAIN

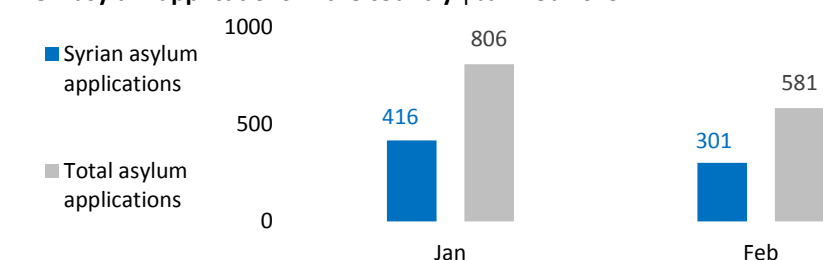
### Syrian arrivals | Jan-Feb 2015



### How Syrians cross the land border Morocco/Melilla | Jan-Feb 2015



### New asylum applications in the country | Jan-Feb 2015



In 2014, some **3,200** Syrians have entered in Spain at the Ceuta and Melilla borders. Over **400** of them lodged an asylum application in Melilla since September.

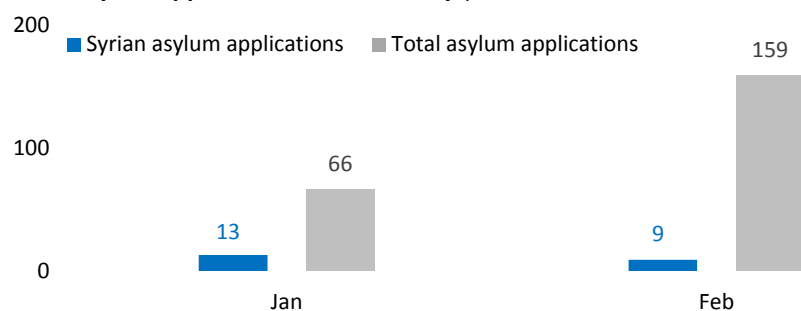
As of Feb 2015, **716** asylum requests were presented by Syrians, a number that is five times higher than the same period of 2014 (**134**).

In 2014, **122** Syrians were granted refugee status and **1,044** received subsidiary protection. Total recognition rate in 2013: **98.7%**.

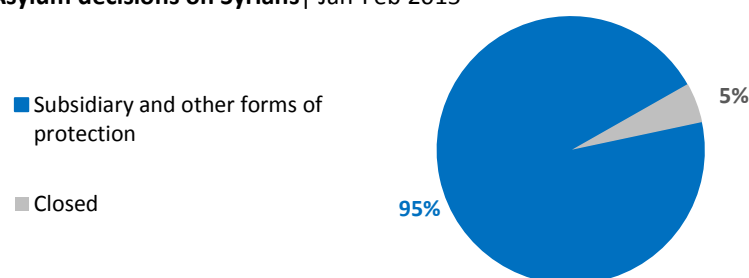
Spain pledged to resettle **130** Syrian refugees in 2014.

## MALTA

### New asylum applications in the country | Jan-Feb 2015



### Asylum decisions on Syrians | Jan-Feb 2015



In 2015, one boat arrived to Malta by sea, carrying **87** people. None of them was Syrian.

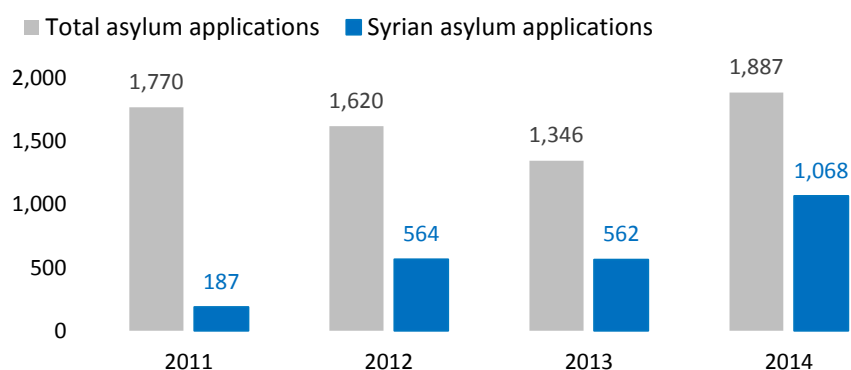
**251** Syrians who applied for asylum in Malta in 2014 came via regular means.

**22** Syrians applied for asylum in Malta in 2015, some **10%** of the total applications (**225**).

In 2015, there were **41** decisions on Syrians. **39** were granted subsidiary protection and two cases were closed. Recognition rate of Syrian applicants in 2014: **98.5%**.

## CYPRUS

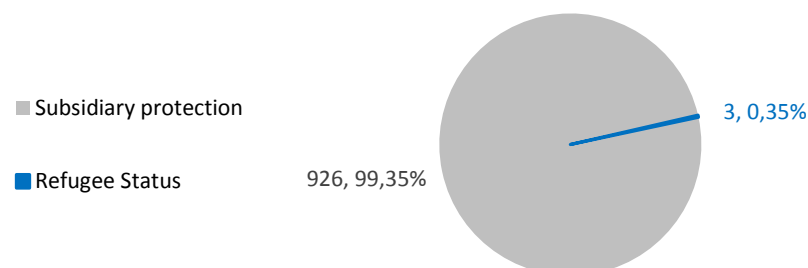
### New asylum applications in the country | 2014



In 2014 there were between **6,000 and 8,000** Syrians present in the country. Many of them were already there under another status and became sur place refugees. New arrivals came mostly in an irregular manner.

In 2014, Syrians presented **1,068** asylum applications, some **57%** of total asylum applications in the country. In 2013, Syrians lodged **562** applications.

### Positive decisions on Syrians | 2014



In 2014, three Syrians were granted refugee status while **926** Syrians were granted subsidiary protection. In 2013, **one** Syrian was granted refugee status. In addition, **176** Syrians were granted subsidiary status.

#### Contacts:

Carlotta Sami, Senior Regional Public Information Officer, [sami@unhcr.org](mailto:sami@unhcr.org), Tel: +39 06 80212316, Cell +39 335 679 4746  
Isto Ibba, Public Information Consultant, [ibba@unhcr.org](mailto:ibba@unhcr.org), Tel: +39 06 80212326, Cell +39 331 635 5517