# Lesvos island snapshot - 11 Mar 2016

http://data.unhcr.org/mediterranean/

| | |
|---|---|
| Total arrivals in Lesvos (01 Jan 2016 - 11 Mar 2016): | **81,377** |
| Total arrivals in Lesvos during Mar 2016 | **8,108** |
| Average daily arrivals during Mar 2016 | **737** |
| Average daily arrivals during Feb 2016 | **1,058** |
| % of arrivals in Lesvos compared to total (2016): | **59%** |
| Estimated residual population staying on the island | **4,774** |
| Estimated departures to Mainland | **383** |

(Based on estimations provided by authorities)

## Estimated # of arrivals during the last seven days

(Based on registration figures as provided by authorities, arrows indicating higher or lower number based on the day before)

| | | |
|---|---|---|
| 05/03/2016 | ▲ | 542 |
| 06/03/2016 | ▲ | 987 |
| 07/03/2016 | ▼ | 541 |
| 08/03/2016 | ▲ | 658 |
| 09/03/2016 | ▲ | 1,416 |
| 10/03/2016 | ▼ | 769 |
| 11/03/2016 | ▼ | 148 |

## Lesvos arrivals per month

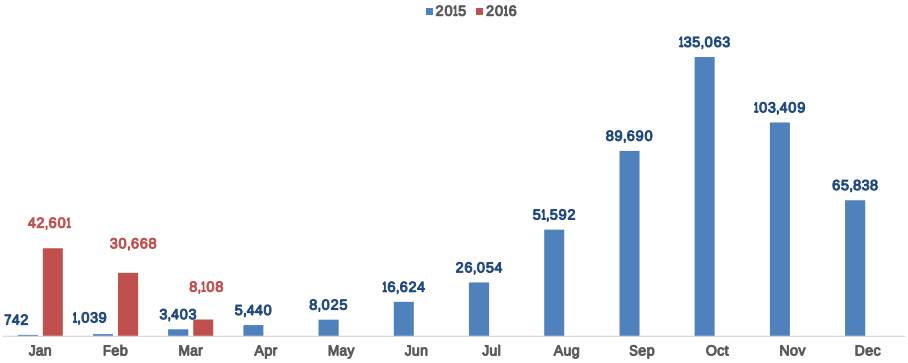


## Top nationalities of arrivals in Lesvos

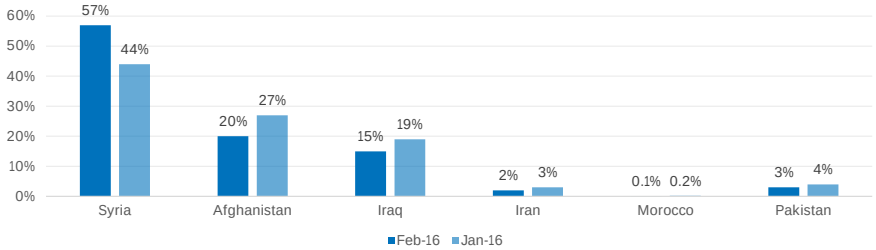


## Breakdown

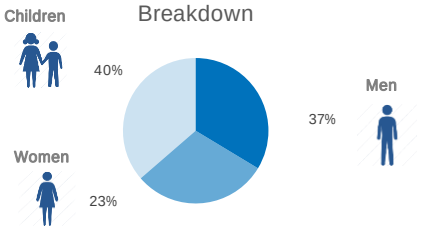


Source: Police, 1st - 29th February

## Estimated daily arrivals and weekly average
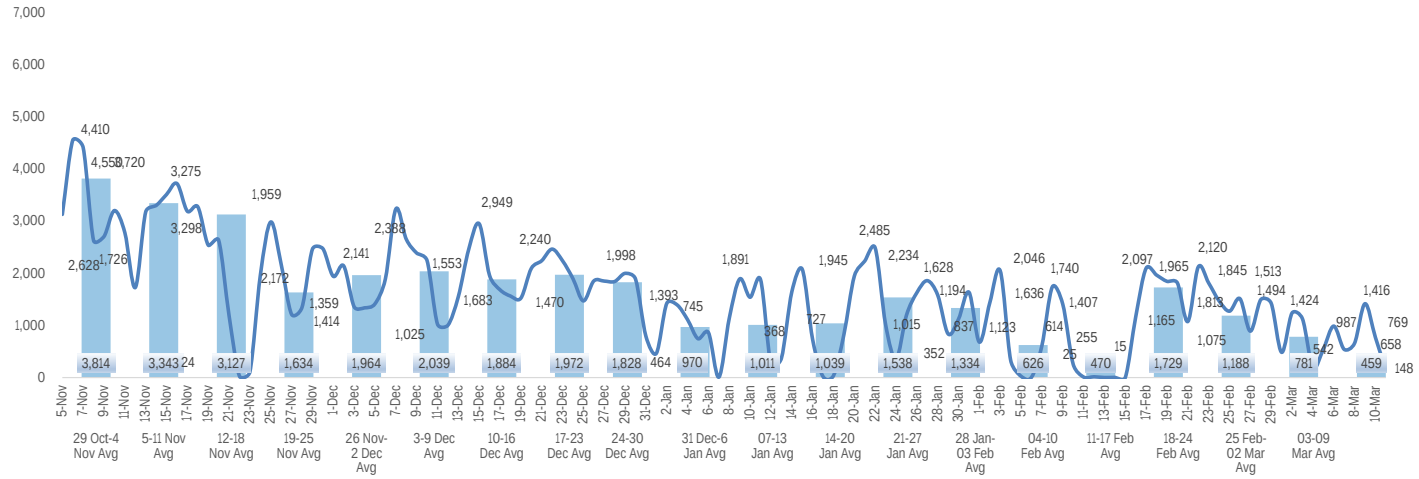
Daily arrivals are estimates based on the most reliable information available provided by the authorities.
Daily estimates cannot be considered final and might change based on consolidated figures provided by authorities on a regular basis.