

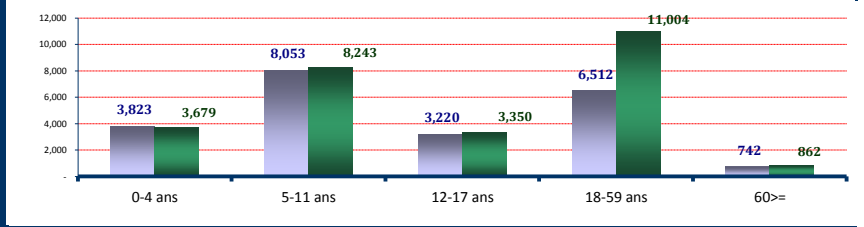
**A. Synthèse des données**

	31-Mar-2015	Familles
Dernière MAJ		
Effectif global	49,488	10,994
Nouveaux arrivés		
Enreg. In Situ		
Naissances		
Départs/Décès		

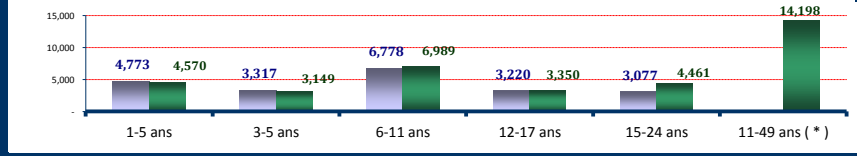
Camp/Site	Individus	Camp/Site	Individus	Camp/Site	Individus
Tabareybarey (O)	8,242	Niamey (U)	4,726		
Abala (O)	12,697	Ayerou Ville (U)	408		
Mangaize (O)	6,831				
Intikane (O)	14,109				
Tazalite (O)	2,475				

**B. Démographie de la pop. Actuelle**

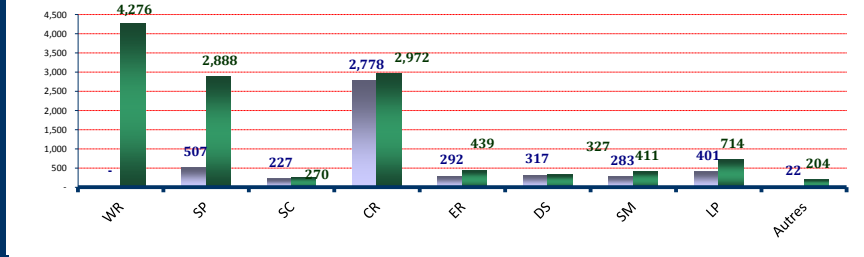
Age	Homme	Femme	(%)
0-4 ans	3,823	3,679	15.16%
5-11 ans	8,053	8,243	32.93%
12-17 ans	3,220	3,350	13.28%
18-59 ans	6,512	11,004	35.39%
60>=	742	862	3.24%
<b>S.Total</b>	<b>22,350</b>	<b>27,138</b>	<b>100.00%</b>
<b>(%)</b>	<b>45.16%</b>	<b>54.84%</b>	<b>Familles</b>
<b>G.Total</b>		<b>49,488</b>	<b>10,994</b>


**B. Tranche d'âge utile ( Kits hygiéniques \*)**

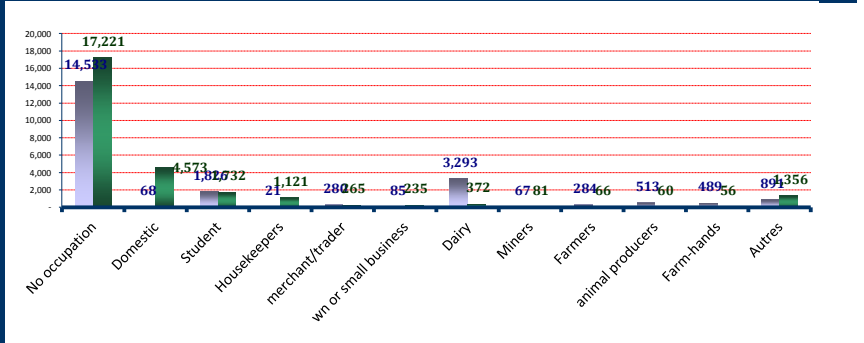
Age	Homme	Femme	(%)
1-5 ans	4,773	4,570	18.88%
3-5 ans	3,317	3,149	13.07%
6-11 ans	6,778	6,989	27.82%
12-17 ans	3,220	3,350	13.28%
15-24 ans	3,077	4,461	15.23%
11-49 ans (*)		14,198	28.69%


**D. Besoins Spécifiques**

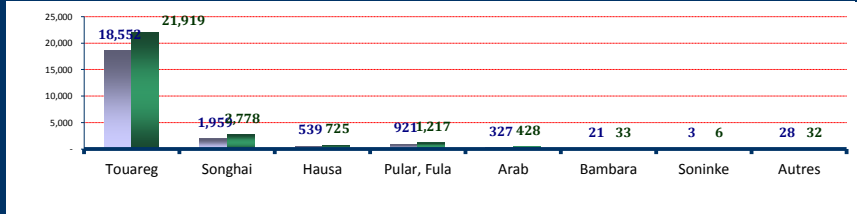
Besoins spécifiques	Homme	Femme	(%)
1) WR	-	4,276	8.64%
2) SP	507	2,888	6.86%
3) SC	227	270	1.00%
4) CR	2,778	2,972	11.62%
5) ER	292	439	1.48%
6) DS	317	327	1.30%
7) SM	283	411	1.40%
8) LP	401	714	2.25%
11) Autres	22	204	0.46%
<b>Total</b>	<b>4,827</b>	<b>12,501</b>	<b>35.01%</b>


**E. Occupations**

Occupations	Homme	Femme	(%)
1) No occupation	14,533	17,221	64.17%
2) Domestic	68	4,573	9.38%
3) Student	1,826	1,732	7.19%
4) Housekeepers	21	1,121	2.31%
5) merchant/trader	280	265	1.10%
6) wn or small business	85	235	0.65%
7) Dairy	3,293	372	7.41%
8) Miners	67	81	0.30%
9) Farmers	284	66	0.71%
10) animal producers	513	60	1.16%
11) Farm-hands	489	56	1.10%
12) Autres	891	1,356	4.54%
<b>Total</b>	<b>22,350</b>	<b>27,138</b>	<b>100.00%</b>


**F. Ethnie des réfugiés**

Ethnie	Homme	Femme	(%)
1) Touareg	18,552	21,919	81.78%
2) Songhai	1,959	2,778	9.57%
3) Hausa	539	725	2.55%
4) Pular, Fula	921	1,217	4.32%
5) Arab	327	428	1.53%
6) Bambara	21	33	0.11%
7) Soninke	3	6	0.02%
8) Autres	28	32	0.12%


**G. Départements d'origine**

Départements	Homme	Femme	(%)
1) Gao	21,348	25,816	95.30%
2) Tombouctou	202	299	1.01%
3) Kidal	421	427	1.71%
4) Mopti	31	48	0.16%
5) Bamako	19	28	0.09%
6) Kayes	12	17	0.06%
7) Koulikoro	6	15	0.04%
8) Segou	21	21	0.08%
9) Sikasso	11	9	0.04%
10) Autres	1	-	0.00%

