








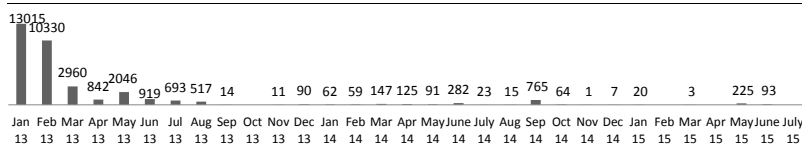
1 September 2015

Age & Gender

	0-4	5-11	12-17	18-59	60+	Total	
Female	4,119	7,216	3,002	12,058	1,465	27,860	55.6%
Male	4,185	6,980	2,957	7,008	1,112	22,242	44.4%
Total	8,304	14,196	5,959	19,066	2,577	50,102	
	16.57%	28.33%	11.89%	38.05%	5.14%		

	50102		14401	Total
	50102		14401	Registered
	2588		751	Awaiting
				Voluntary Returns

Malian New Arrival



Malian Voluntary Returns

118	364	23	91	658	723	77	18	312	83	5	0	0	13	0	5	112	2	0	0	0	0	0
Jun 13	Aug 13	Oct 13	Dec 13	Feb 14	Apr 14	June 14	Aug 14	Oct 14	Dec 14	Feb 15	Apr 15											

Specific Needs



Woman at risk	1,557		1,557	3.11%
Older person at risk	1,307	985	2,292	4.57%
Single parent	211	10	221	0.44%
Unaccompanied or separated child	176	147	323	0.64%
Child at risk	296	152	448	0.89%
Disability	237	214	451	0.90%
SGBV	96		96	0.19%
Serious medical condition	51	43	94	0.19%
Specific legal and physical protection needs	3	20	23	0.05%
Family unity	1		1	0.00%
Torture	-	1	1	0.00%

Total Special Needs 3,935 1,572 5,507 10.99%

An individual can have more than one specific need.

Occupation



No occupation	15,348	30.6%
Housekeepers (including housewives)	9,301	18.6%
Student	6,141	12.3%
Dairy and livestock producers	2,058	4.1%
Salespersons	462	0.9%
Sales representatives/merchant/trader	162	0.3%
Drivers of animal-drawn vehicles and machinery	207	0.4%
Blacksmiths and forge workers	172	0.3%
Unknown	212	0.4%
Builders (traditional materials)	100	0.2%
Motor vehicle drivers	97	0.2%
Farmers (crop and vegetable)	46	0.1%
Domestic helpers and cleaners	105	0.2%
Cooks	100	0.2%
Social work professionals	123	0.2%
	14,725	29.4%
Religious professionals	78	0.2%
Teaching Professionals	81	0.2%
Butchers, fishmongers	62	0.1%
Sweepers & related labourers	55	0.1%
Primary education teachers	52	0.1%
Medical assistants	38	0.1%
Others Occupations	356	0.7%

Place of Origin

Lere	38.5%
Tombouctou (ADM3)	16.4%
Tilemsi (El Haria)	14.1%
Gargando	8.3%
Goundam (ADM3)	5.0%
Nampala	3.3%
Niafunke (ADM3)	1.7%
Dioura	1.7%
Farach (Faguibine)	1.3%
Raz-El-Ma	1.2%
Niono (ADM3)	1.0%
Soumpi	1.1%
Ber	0.9%
Mopti	0.8%
Others and n/a	4.8%

Ethnicity Background

Arab	50.0%
Tuareg	49.0%
Songye	0.3%
Bambara	0.2%
Pular, Fula	0.4%
Others and n/a	0.0%

Education



No education	21,559	43.0%
Informal education	9,494	18.9%
-	10,191	20.4%
1 year (or Grade 1)	2,397	4.8%
2 years (or Grade 2)	1,670	3.3%
3 years (or Grade 3)	1,153	2.3%
4 years (or Grade 4)	891	1.8%
5 years (or Grade 5)	643	1.3%
6 years (or Grade 6)	668	1.3%
7 years (or Grade 7)	255	0.5%
8 years (or Grade 8)	160	0.3%
9 years (or Grade 9)	297	0.6%
10 years (or Grade 10)	86	0.2%
11 years (or Grade 11)	76	0.2%
12 years (or Grade 11)	180	0.4%
13 years (or Grade 12)	20	0.0%
14 years (or Grade 13)	21	0.0%
University	142	0.3%
Post Graduate	46	0.1%
Technical or vocational	12	0.0%
Child Friendly Space	111	0.2%

NR: Data on education and occupations is in the process of clean up.

The hyphen (-) value stands for 'not applicable' and will change gradually in tandem with the clean up process.

Useful sex age breakdown

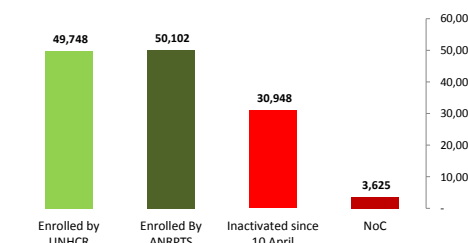


0 to 5 years	5,261	5,296	10,557	21.07%
3 to 6 years	4,850	4,777	9,627	19.21%
6 to 11 years	6,074	5,869	11,943	23.84%
12 to 17 years	3,002	2,957	5,959	11.89%
15 to 24 years	4,825	2,956	7,781	15.53%
13 to 49 years *	13,167	8,274	21,441	42.79%

* Sanitary Kits Cohort

Biometric Enrollement

Enrolled by UNHCR	49,748
Enrolled by ANRPTS	50,102
Inactivated since 10 April	30,948
NoC	3,625



Enrolled by place of origin

Tombouctou	Niafunke	20,387	37.2%
	Goundam	15,055	27.5%
	Tombouctou	8,717	15.9%
	Dire	130	0.2%
	Gourma-Rharous	99	0.2%
Tombouctou Total		44,388	81.0%
Bamako	Bamako	73	0.1%
Bamako Total		73	0.1%
Segou	Niono	2,158	3.9%
	Segou	182	0.3%
	Tominian	8	0.0%
	Baroueli	2	0.0%
Segou Total		2,350	4.3%
Mopti	Youwarou	635	1.2%
	Tenenkou	1,006	1.8%
	Mopti	480	0.9%
	Douentza	44	0.1%
	Koro	10	0.0%
	Djenne	4	0.0%
	Bandiagara	5	0.0%
Mopti Total		2,184	4.0%
Gao	Gao	62	0.1%
	Bourem	10	0.0%
	Ansongo	2	0.0%
Gao Total		74	0.1%

Enrolled by place of origin

