


Refugee Population

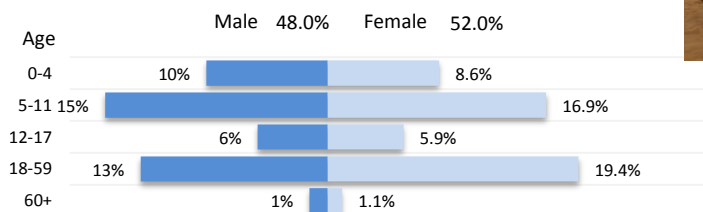
People 18,115

Families 3,361

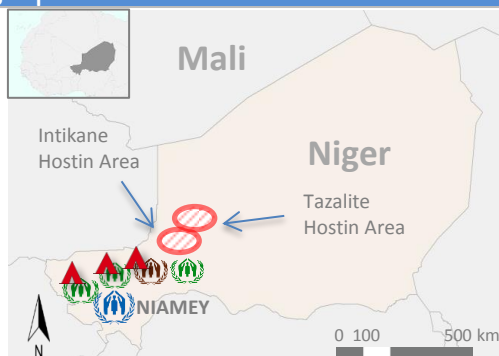


Including

3,365 People of
726 households
in Tazalite
hosting area



Geographic Information



Coordinates (Lat/Long)	N: 16°54'50,4" E: 005°16'44,39"
Region/Department	Tahoua/Tillia
Commune	Tillia
Area	6,000,000 m ²
Number of houses/shelters	1,500
Distance from international border	83 km
Hours from the border by road	2 hours
Hours from Niamey by road	10 hours

Context

History

The refugee hosting area (nomadic area) is a new concept developed by UNHCR with local authorities and communities in an attempt to adapt to the lifestyle of nomadic refugees. It differs from the traditional set-up of a refugee camp and allows refugees to settle freely in a vast pasture area with their livestock. The first "hosting area" was opened in Intekan in April 2013 with the successful relocation of nearly 8,000 people and their animals to the area. Previously, the refugees lived in spontaneous sites located at the border (Agando and Chinwaren). The second hosting area of Tazalite was opened in July 2013

Areas of Origin

- Anderboukane: 91%
- Menaka: 6%
- Abeibara: 3%

Cultural Background

- Tuareg: 99%
- Peul: 1%

Main Occupations

- 100% nomadic Pastoralists

Protection Issues

Refugee women are under-represented in the community structures

Lack of birth certificates for newborns

Low enrolment rate of girls in school

Incidence of sexual violence

Ethnic tension in camps

Conflict over resources with host communities

Forced and early marriages

Protection Responses

Women platform was formed to encourage their participation in community structures

A mobile court was introduced to issue birth certificates

Involvement of the of marabouts and communities leaders as key actors

Prevention and response mechanisms with SOPs are established

Co-existence and peace-building programmes are introduced

Host communities are included in the water and health assistance

Targetted awareness campaigns for men, adolescents and families were introduced

Index

Ratio of students
attending school in
Mali and refugee camp **2:3**

Percentage of refugees with
water queuing time less
than ten minutes **71**

Percentage of refugee
families with animals of
their own **77**

Percentage of
refugees willing to
return to Mali in a
year **40**

