


Age & Gender

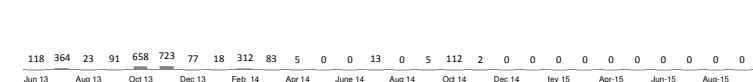
	0-4	5-11	12-17	18-59	60+	Total	
Female	4,310	7,151	2,976	11,927	1,460	27,824	55.5%
Male	4,373	6,903	2,925	6,996	1,110	22,307	44.5%
Total	8,683	14,054	5,901	18,923	2,570	50,131	
	17.32%	28.03%	11.77%	37.75%	5.13%		

	50131		14258	Total
	50131		14258	Registered
	2583		750	Awaiting
				Voluntary Returns

Malian New Arrival



Malian Voluntary Returns



Specific Needs

	Woman at risk	Older person at risk	Single parent	Unaccompanied or separated child	Child at risk	Disability	SGBV	Serious medical condition	Specific legal and physical protection needs	Family unity	Torture
	1,536	1,297	210	173	291	236	96	53	3	1	-
	1,536	980	9	140	148	214	96	45	21	1	1
	3.06%	4.54%	0.44%	0.62%	0.88%	0.90%	0.19%	0.20%	0.05%	0.00%	0.00%
Total Special Needs	3,896	1,558	5,454	10,88%							

An individual can have more than one specific need.

Occupation

No occupation	15,138	30.2%
Housekeepers (including housewives)	9,201	18.4%
Student	6,138	12.2%
Dairy and livestock producers	2,055	4.1%
Salespersons	466	0.9%
Sales representatives/merchant/trader	162	0.3%
Drivers of animal-drawn vehicles and machiner	207	0.4%
Blacksmiths and forge workers	172	0.3%
Unknown	376	0.8%
Builders (traditional materials)	100	0.2%
Motor vehicle drivers	97	0.2%
Farmers (crop and vegetable)	46	0.1%
Domestic helpers and cleaners	105	0.2%
Cooks	100	0.2%
Social work professionals	123	0.2%
	14,725	29.4%
Religious professionals	78	0.2%
Teaching Professionals	80	0.2%
Butchers, fishmongers	62	0.1%
Sweepers & related labourers	55	0.1%
Primary education teachers	52	0.1%
Medical assistants	38	0.1%
Others Occupations	540	1.1%

Place of Origin

Lere	38.5%
Tombouctou (ADM3)	16.4%
Tilemsi (El Haria)	13.8%
Gargando	8.4%
Goundam (ADM3)	5.1%
Nampala	3.2%
Niafunke (ADM3)	1.7%
Dioura	1.7%
Farach (Faguibine)	1.4%
Raz-El-Ma	1.2%
Niono (ADM3)	1.0%
Soumpi	1.1%
Ber	0.9%
Mopti	0.9%
Others and n/a	4.8%

Ethnicity Background

Arab	48.0%
Tuareg	51.0%
Songye	0.3%
Bambara	0.2%
Pular, Fula	0.4%
Others and n/a	0.0%

Education

No education	21,315	42.5%
Informal education	9,336	18.6%
-	10,191	21.2%
1 year (or Grade 1)	2,398	4.8%
2 years (or Grade 2)	1,694	3.4%
3 years (or Grade 3)	1,152	2.3%
4 years (or Grade 4)	885	1.8%
5 years (or Grade 5)	628	1.3%
6 years (or Grade 6)	662	1.3%
7 years (or Grade 7)	255	0.5%
8 years (or Grade 8)	160	0.3%
9 years (or Grade 9)	296	0.6%
10 years (or Grade 10)	88	0.2%
11 years (or Grade 11)	75	0.1%
12 years (or Grade 12)	180	0.4%
13 years (or Grade 13)	20	0.0%
14 years (or Grade 14)	22	0.0%
University	145	0.3%
Post Graduate	46	0.1%
Technical or vocational	12	0.0%
Child Friendly Space	123	0.2%

NB: Data on education and occupations is in the process of clean up.

The hyphen (-) value stands for 'not applicable' and will change gradually in tandem with the clean up process.

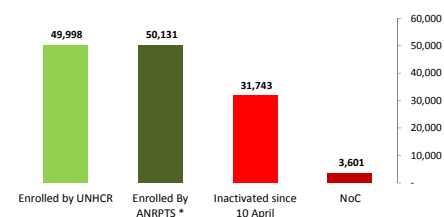
Useful sex age breakdown

0 to 5 years	5,434	5,475	10,909	21.76%
6 to 11 years	4,843	4,758	9,601	19.15%
12 to 17 years	6,027	5,802	11,829	23.60%
18 to 24 years	2,976	2,925	5,901	11.77%
25 to 34 years	4,787	2,953	7,740	15.44%
35 to 49 years *	13,046	8,529	21,575	43.04%

* Sanitary Kits Cohort

Enrolled by UNHCR	49,998
Enrolled By ANRPTS *	50,131
Inactivated since 10 April	31,743
NoC	3,601

Inactivated since 10 April 2013 (due to enregistrement no-show)
*Agence Nationale du Registre des Populations et titres Securises



Enrolled by place of origin

Tombouctou	Niafunke	20,387	37.2%
	Goundam	15,055	27.5%
	Tombouctou	8,717	15.9%
	Dire	130	0.2%
	Gourma-Rharous	99	0.2%
Tombouctou Total	44,388	81.0%	
Bamako	Bamako	73	0.1%
Bamako Total	73	0.1%	
Segou	Niono	2,158	3.9%
	Segou	182	0.3%
	Tominian	8	0.0%
	Baroueli	2	0.0%
Segou Total	2,350	4.3%	
Mopti	Youwarou	635	1.2%
	Tenenkou	1,006	1.8%
	Mopti	480	0.9%
	Douentza	44	0.1%
	Koro	10	0.0%
	Djenne	4	0.0%
	Bandiagara	5	0.0%
Mopti Total	2,184	4.0%	
Gao	Gao	62	0.1%
	Bourem	10	0.0%
	Ansongo	2	0.0%
Gao Total	74	0.1%	

Enrolled by place of origin

