


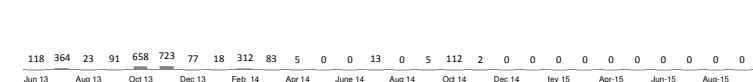
Age & Gender

	0-4	5-11	12-17	18-59	60+	Total
Female	4,334	7,189	2,991	12,008	1,467	27,989
Male	4,399	6,932	2,940	7,075	1,121	22,467
Total	8,733	14,121	5,931	19,083	2,588	50,456
	17.31%	27.99%	11.75%	37.82%	5.13%	

Malian New Arrival



Malian Voluntary Returns



Occupation

No occupation	15,244	30.2%
Housekeepers (including housewives)	9,251	18.3%
Student	6,153	12.2%
Dairy and livestock producers	2,078	4.1%
Salespersons	469	0.9%
Sales representatives/merchant/trader	162	0.3%
Drivers of animal-drawn vehicles and machiner	207	0.4%
Blacksmiths and forge workers	172	0.3%
Unknown	376	0.7%
Builders (traditional materials)	100	0.2%
Motor vehicle drivers	97	0.2%
Farmers (crop and vegetable)	46	0.1%
Domestic helpers and cleaners	105	0.2%
Cooks	100	0.2%
Social work professionals	123	0.2%
	14,725	29.2%
Religious professionals	78	0.2%
Teaching Professionals	80	0.2%
Butchers, fishmongers	62	0.1%
Sweepers & related labourers	55	0.1%
Primary education teachers	52	0.1%
Medical assistants	38	0.1%
Others Occupations	681	1.3%

Place of Origin

Lere	38.4%
Tombouctou (ADM3)	16.3%
Tilemsi (El Haria)	13.9%
Gargando	8.4%
Goundam (ADM3)	5.1%
Nampala	3.2%
Niafunke (ADM3)	1.7%
Dioura	1.7%
Farach (Faguibine)	1.4%
Raz-El-Ma	1.2%
Niono (ADM3)	1.0%
Soumpi	1.1%
Ber	0.8%
Mopti	0.9%
Others and n/a	4.8%

Ethnicity Background

Arab	47.8%
Tuareg	51.1%
Songye	0.3%
Bambara	0.2%
Pular, Fula	0.5%
Others and n/a	0.0%

	50456		14300	Total
	50456		14300	Registered
	2575		748	Awaiting
				Voluntary Returns

Specific Needs

Woman at risk	1,541	1,541	3.05%
Older person at risk	1,301	982	4.52%
Single parent	215	9	0.44%
Unaccompanied or separated child	173	140	0.62%
Child at risk	289	149	0.87%
Disability	236	217	0.90%
SGBV	98	98	0.19%
Serious medical condition	53	46	0.20%
Specific legal and physical protection needs	3	21	0.05%
Family unity	1	1	0.00%
Torture	-	2	0.00%
Total Special Needs	3,910	1,566	5,476
			10.85%

An individual can have more than one specific need.

Education

No education	21,498	42.6%
Informal education	9,389	18.6%
-	10,191	21.2%
1 year (or Grade 1)	2,406	4.8%
2 years (or Grade 2)	1,702	3.4%
3 years (or Grade 3)	1,156	2.3%
4 years (or Grade 4)	888	1.8%
5 years (or Grade 5)	628	1.2%
6 years (or Grade 6)	667	1.3%
7 years (or Grade 7)	256	0.5%
8 years (or Grade 8)	156	0.3%
9 years (or Grade 9)	297	0.6%
10 years (or Grade 10)	88	0.2%
11 years (or Grade 11)	75	0.1%
12 years (or Grade 12)	180	0.4%
13 years (or Grade 13)	20	0.0%
14 years (or Grade 14)	26	0.1%
University	145	0.3%
Post Graduate	46	0.1%
Technical or vocational	11	0.0%
Child Friendly Space	128	0.3%

NB: Data on education and occupations is in the process of clean up.

The hyphen (-) value stands for 'not applicable' and will change gradually in tandem with the clean up process.

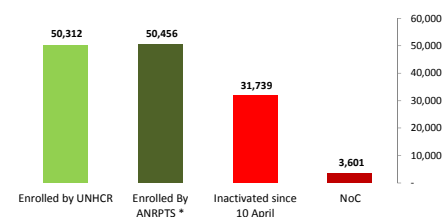
Useful sex age breakdown

0 to 5 years	5,470	5,507	10,977	21.76%
6 to 11 years	4,914	4,805	9,719	19.26%
12 to 17 years	6,053	5,824	11,877	23.54%
18 to 24 years	2,991	2,940	5,931	11.75%
25 to 34 years	4,830	2,975	7,805	15.47%
35 to 49 years *	13,136	8,344	21,480	42.57%

* Sanitary Kits Cohort

Enrolled by UNHCR	50,312
Enrolled By ANRPTS *	50,456
Inactivated since 10 April	31,739
NoC	3,601

Inactivated since 10 April 2013 (due to enregistrement no-show)
*Agence Nationale du Registre des Populations et titres Securises



Enrolled by place of origin

Tombouctou	Niafunke	20,387	37.2%
	Goundam	15,055	27.5%
	Tombouctou	8,717	15.9%
	Dire	130	0.2%
	Gourma-Rharous	99	0.2%
Tombouctou Total		44,388	81.0%
Bamako	Bamako	73	0.1%
Bamako Total		73	0.1%
Segou	Niono	2,158	3.9%
	Segou	182	0.3%
	Tominian	8	0.0%
	Baroueli	2	0.0%
Segou Total		2,350	4.3%
Mopti	Youwarou	635	1.2%
	Tenenkou	1,006	1.8%
	Mopti	480	0.9%
	Douentza	44	0.1%
	Koro	10	0.0%
	Djenne	4	0.0%
	Bandagara	5	0.0%
Mopti Total		2,184	4.0%
Gao	Gao	62	0.1%
	Bourem	10	0.0%
	Ansongo	2	0.0%
Gao Total		74	0.1%

Enrolled by place of origin

