

NIGERIA Price Bulletin

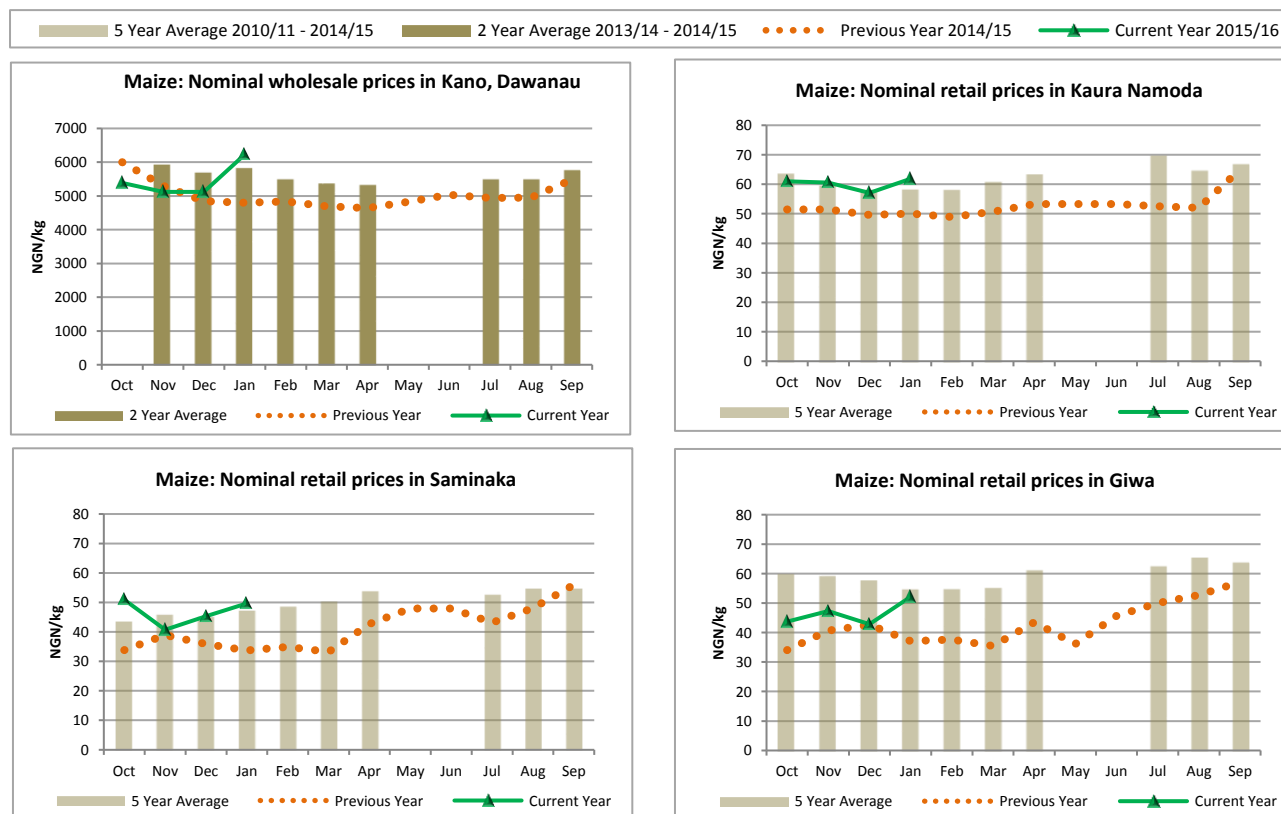
February 2016

The Famine Early Warning Systems Network (FEWS NET) monitors trends in staple food prices in countries vulnerable to food insecurity. For each FEWS NET country and region, the Price Bulletin provides a set of charts showing monthly prices in the current marketing year in selected urban centers and allowing users to compare current trends with both five-year average prices, indicative of seasonal trends, and prices in the previous year.

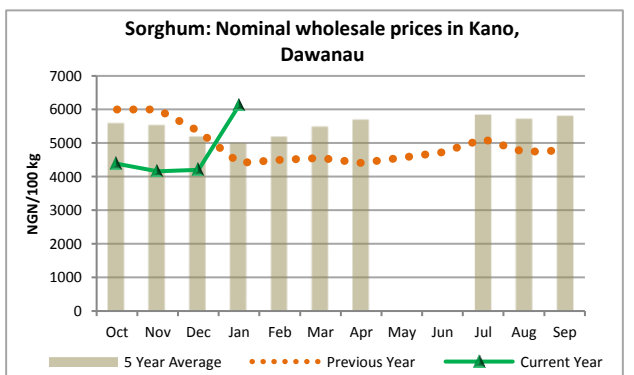
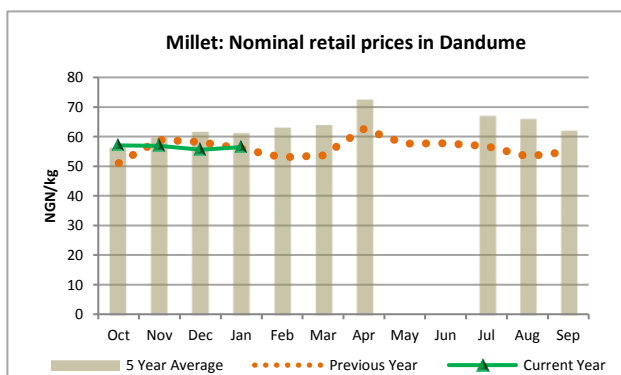
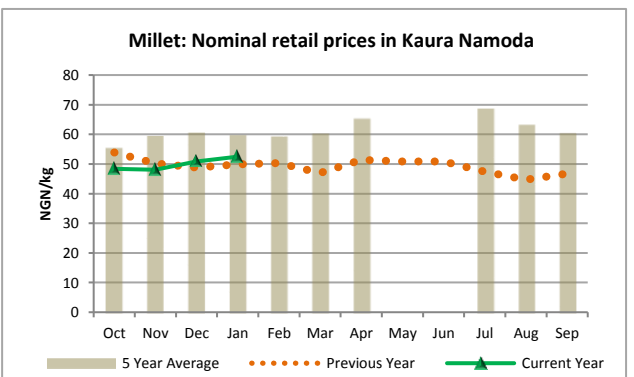
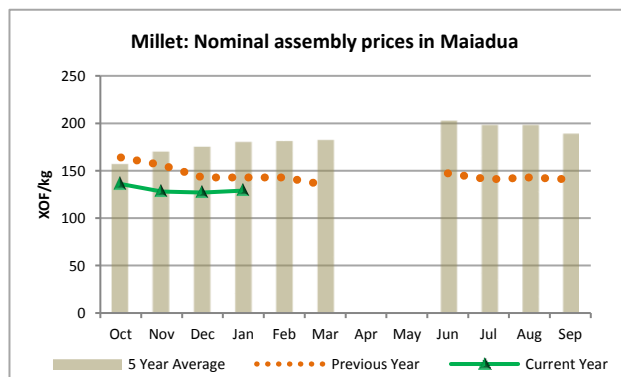
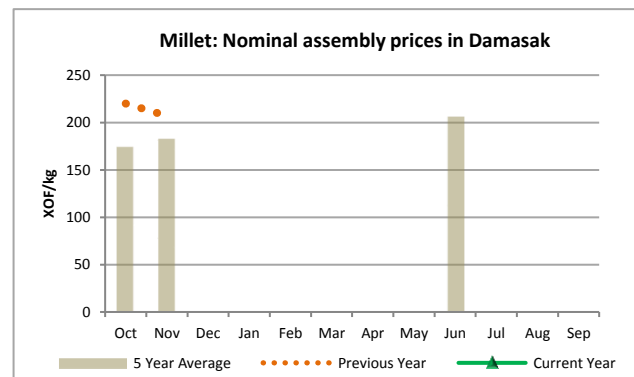
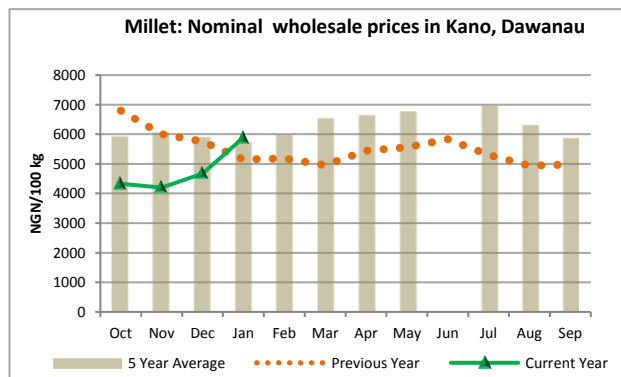
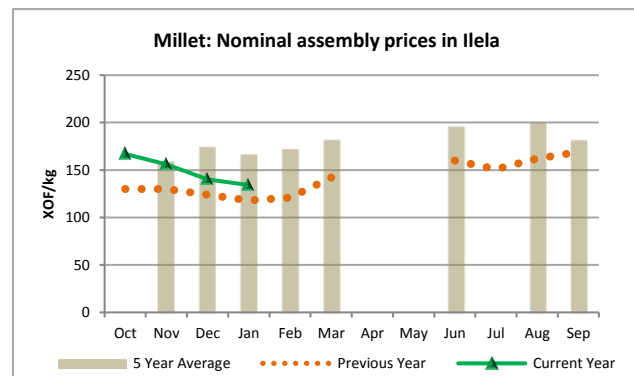
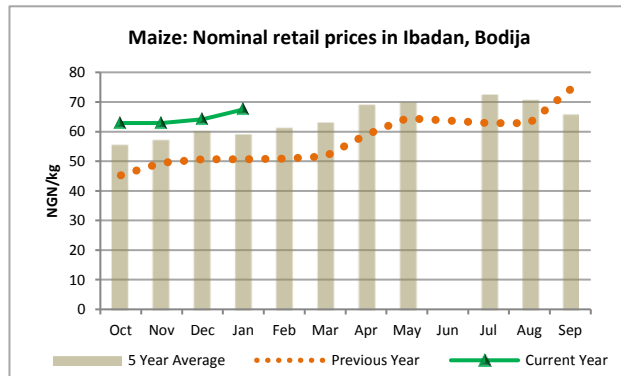


FEWS NET gratefully acknowledges the local government agencies, market information systems, UN agencies, NGOs, and private sector partners.

Sorghum, maize, millet, cowpea, gari (fermented cassava starch), and rice are all found in Nigerian markets. Sorghum, millet and maize are widely consumed by most households, but especially in the north, and are used by various industries. Maize is mainly used by the poultry industry as a raw material for feed while sorghum is used by breweries for producing beverages. Sorghum and millet are important for households in the north, particularly the border markets where millet is also heavily traded with Niger. Gari is widely consumed by households in the south and some in the north. Rice is produced and consumed throughout the country. The north is a major production and consumption area for cowpea which flows to the south for use by households and food processing industries. Ilela, Maidua, and Damasak are all critical cross-border markets with Niger. Saminaka, Giwa, Dandume, and Kaura Namoda are important grain markets in the north, which are interconnected with the Dawanu market in Kano, the largest wholesale market in West Africa, and some southern markets such as the Bodija market in Ibadan. Millet, sorghum, maize, and cowpea are among the most important cereals traded at Dawanu, while cassava and some cereals are traded with Bodija.



5 Year Average 2010/11 - 2014/15 2 Year Average 2013/14 - 2014/15 Previous Year 2014/15 Current Year 2015/16



5 Year Average 2010/11 - 2014/15 2 Year Average 2013/14 - 2014/15 Previous Year 2014/15 Current Year 2015/16

