

Total Active Registered Iraqis

56,690

Standard Age and Gender

Age	0-4	5-11	12-17	18-35	36-59	60+	Total	%
Female	2,214	4,165	2,661	8,316	7,148	2,986	27,490	48.5%
Male	2,412	4,528	2,919	9,374	7,378	2,589	29,200	51.5%
Total	4,626	8,693	5,580	17,690	14,526	5,575	56,690	100%
	8.2%	15.3%	9.8%	31.2%	25.6%	9.8%		

Place of Origin

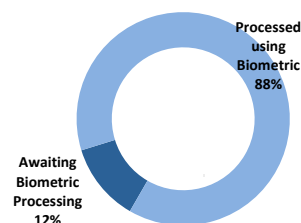
Baghdad	30,265	53.4%
Erbil	5,764	10.2%
Basrah	3,651	6.4%
Anbar	3,583	6.3%
Ninewa	3,486	6.1%
Dahuk	1,962	3.5%
Salah al-Din	1,208	2.1%
Thi-Qar	1,119	2.0%
Diyala	987	1.7%
Tameem	870	1.5%
Muthanna	516	0.9%
Missan	440	0.8%
Babylon	416	0.7%
Sulaymaniyah	391	0.7%
Najaf	284	0.5%
Wassit	263	0.5%
Qadissiya	190	0.3%
Kerbala	184	0.3%
Other	1,111	2.0%

Specific Needs

Serious medical condition	5,238	9.2%
Disability	2,022	3.6%
Child at risk	1,809	3.2%
Specific legal and physical protection needs	1,794	3.2%
Woman at risk	1,594	2.8%
Single parent	918	1.6%
Older person at risk	698	1.2%
Unaccompanied or separated child	167	0.3%
Total	14,240	25.1%

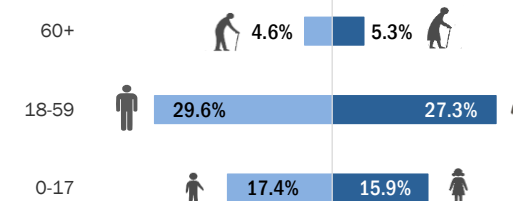
* An individual can have more than one specific need

Biometric Statistics (IRIS)



UNHCR Jordan

Age-Gender Breakdown



5,575
9.8%

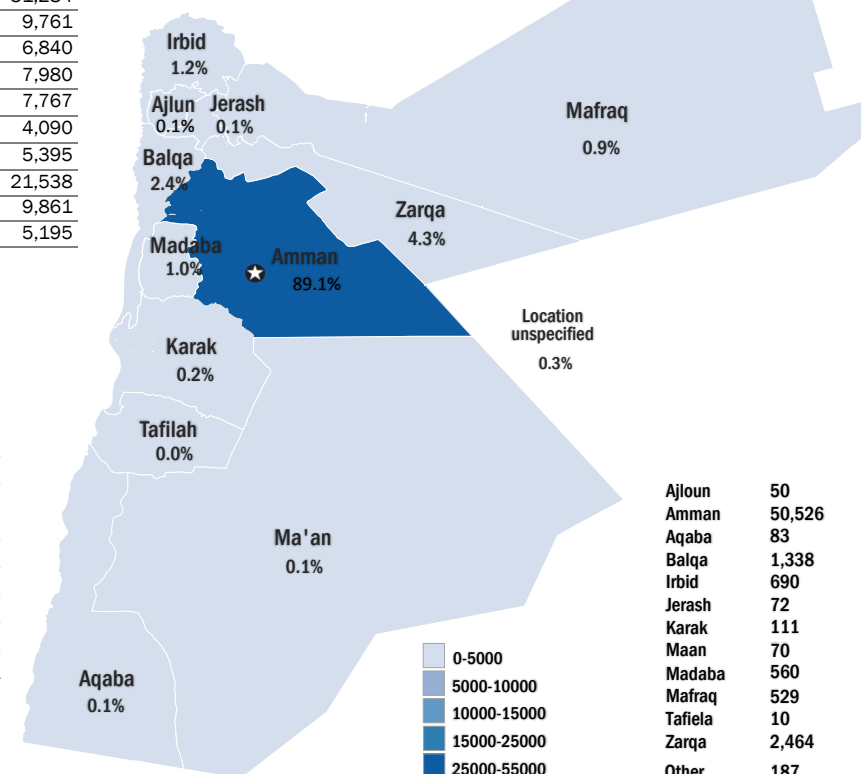
32,216
56.8%

18,899
33.3%

Arrivals

	Arrival	Registration
Pre-2006	4,397	72,668
2006	3,422	4,689
2007	2,273	31,284
2008	1,165	9,761
2009	1,505	6,840
2010	2,157	7,980
2011	2,637	7,767
2012	2,838	4,090
2013	5,176	5,395
2014	18,454	21,538
2015	8,660	9,861
2016	4,006	5,195

UNHCR Registered Iraqis



Iraqi Arrival & Registration Trends since Jan 2013

