

# Burundian Refugees in Rwanda

## Registration Statistics

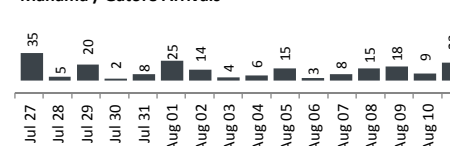
Registered	
Mahama	58
Kigali	-
Nyagatare	2
<b>Total</b>	<b>60</b>

Camp / Reception Centre Population		
Bugesera*	689	405
Nyanza*	282	148
Nyagatare*	63	21
Mahama	49,768	18,649
Gatore*	302	140
Kigali	26,336	12,480
Huye	3,098	1,128
<b>Total</b>	<b>80,538</b>	<b>32,971</b>

## Total Arrivals



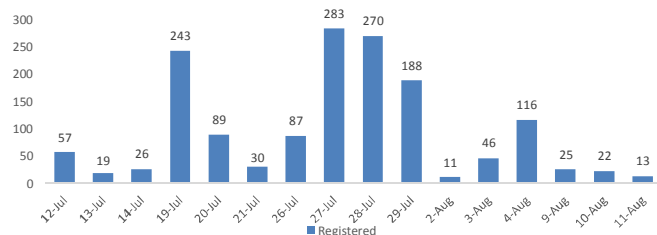
## Mahama / Gatore Arrivals



<b>80,538</b>	<b>Total Active Refugees</b>
<b>79,441</b>	Registered L2
<b>1,097</b>	Registered L1**
<b>6,244</b>	Temporarily Inactivated***
<b>86,782</b>	Active + Inactive Refugees

Nyanza Arrivals : 0 Bugesera Arrivals : 0 Rusizi Arrivals : 0

## Daily Registration Trends

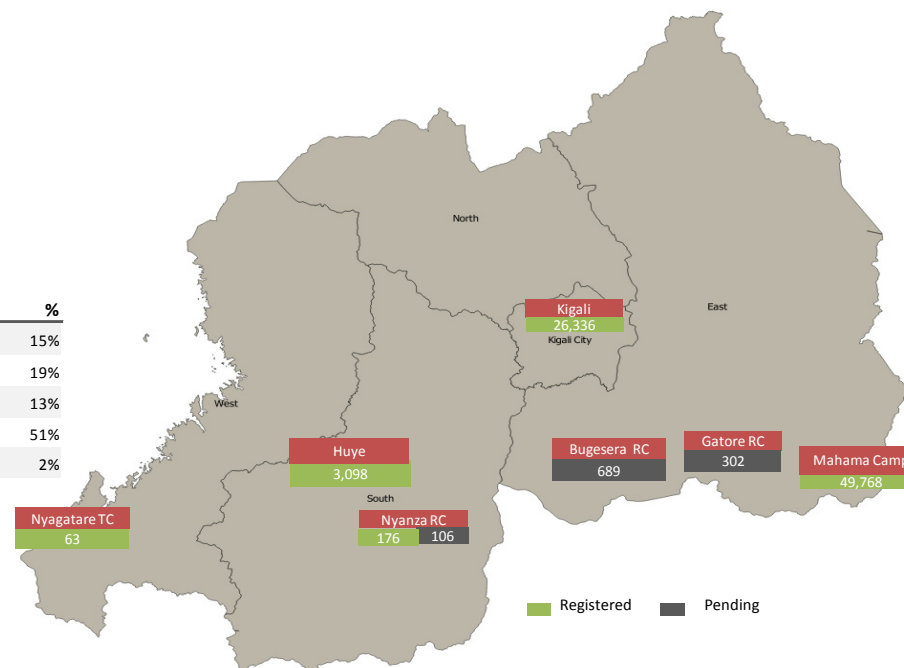


Area of Origin	
Kirundo	33,224
Bujumbura Mairie	28,761
Muyinga	6,995
Ngozi	2,857
Karuzi	1,193
Kayanza	911
Cibitoke	557
Ruyigi	402
Gitega	476
Bubanza	379
Others	3,686
<b>Total</b>	<b>79,441</b>

Age Cohort	Female	Male	Total	%
0 - 4 years	5,967	6,174	12,141	15%
5 - 11 years	7,375	7,498	14,873	19%
12 - 17 years	4,970	5,338	10,308	13%
18 - 59 years	20,192	20,297	40,489	51%
60 + years	1,056	574	1,630	2%
<b>Total</b>	<b>39,560</b>	<b>39,881</b>	<b>79,441</b>	

## Dependants of Burundian refugees-other nationalities

Origin	Female	Male	Total
Kenya	1	0	1
Uganda	1	0	1
Belgium	1	1	2
Tanzania	2	1	3
Rwanda	210	24	234
<b>Total</b>	<b>215</b>	<b>26</b>	<b>241</b>



\* Source: MIDIMAR. All other sources are UNHCR

\*\* Individuals registered in Nyanza and Bugesera RCs have undergone level 1 biometric registration

\*\*\* Inactivated due to absence at food distribution for 3 or more consecutive months in Sep - Jun (5,175) or spontaneous departure to BDI (1069)

For more information please visit our website: <http://data.unhcr.org/burundi/country.php?id=182>