

# Registered Iraqis in Jordan

31 August 2016



Total Active Registered Iraqis

58,455

## Standard Age and Gender

Age	0-4	5-11	12-17	18-35	36-59	60+	Total	%
Female	2,294	4,300	2,754	8,572	7,355	3,050	28,325	48.5%
Male	2,512	4,737	3,017	9,620	7,601	2,643	30,130	51.5%
Total	4,806	9,037	5,771	18,192	14,956	5,693	58,455	100%
	8.2%	15.5%	9.9%	31.1%	25.6%	9.7%		

## Place of Origin

Baghdad	30,815	52.7%
Erbil	6,251	10.7%
Basrah	3,764	6.4%
Anbar	3,662	6.3%
Ninewa	3,550	6.1%
Dahuk	2,131	3.6%
Salah al-Din	1,237	2.1%
Thi-Qar	1,132	1.9%
Diyala	987	1.7%
Tameem	931	1.6%
Muthanna	515	0.9%
Missan	462	0.8%
Sulaymaniyah	422	0.7%
Babylon	422	0.7%
Najaf	295	0.5%
Wassit	278	0.5%
Qadissiya	199	0.3%
Kerbala	184	0.3%
Other	1,218	2.1%

## Specific Needs

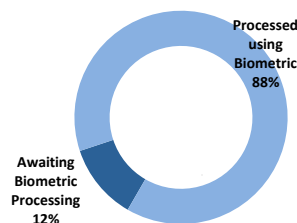
Serious medical condition	5,550	9.5%
Disability	2,081	3.6%
Child at risk	1,884	3.2%
Specific legal and physical protection needs	1,852	3.2%
Woman at risk	1,622	2.8%
Single parent	958	1.6%
Older person at risk	721	1.2%
Unaccompanied or separated child	169	0.3%
Total	14,837	25.4%

\* An individual can have more than one specific need

## Arrivals

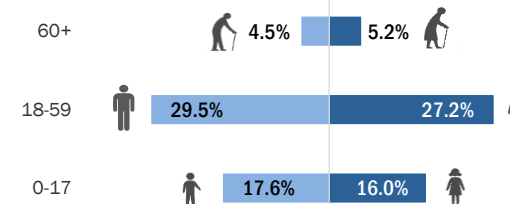
	Arrival	Registration
Pre-2006	4,404	72,668
2006	3,445	4,689
2007	2,282	31,284
2008	1,177	9,761
2009	1,513	6,840
2010	2,159	7,980
2011	2,638	7,767
2012	2,833	4,090
2013	5,140	5,395
2014	18,280	21,538
2015	8,729	9,862
2016	5,855	7,283

## Biometric Statistics (IRIS)



UNHCR Jordan

## Age-Gender Breakdown

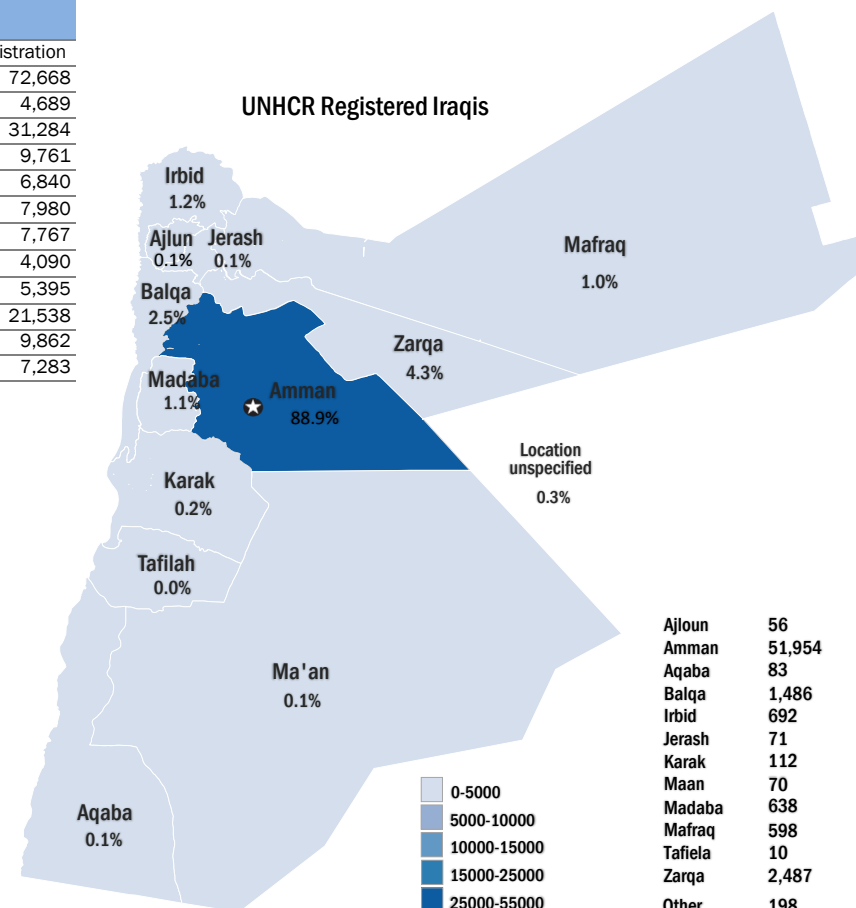


5,693  
9.7%

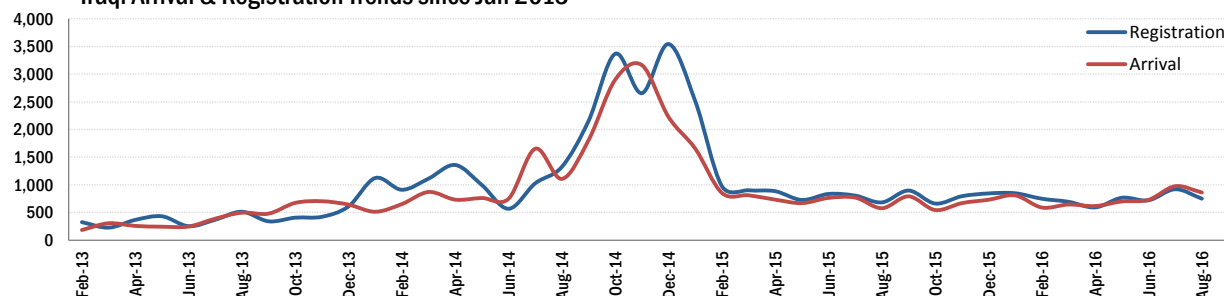
33,148  
56.7%

19,614  
33.6%

## UNHCR Registered Iraqis



## Iraqi Arrival & Registration Trends since Jan 2013



Interagency Portal: <http://data.unhcr.org/Syrianrefugees>  
 UNHCR on the web: <http://www.unhcr.org> ; <http://www.unhcr.org>  
 UNHCR on Social network: <http://www.facebook.com/UNHCRJordan> ; [http://twitter.com/And\\_Harper](http://twitter.com/And_Harper) ; <http://twitter.com/ZaatariCamp>  
 DAG Jordan

\* Coloured map only reflects refugees living outside camps.