

# Uganda - South Sudan Refugee Situation 03 of September 2016

Info-graphic and statistics

## Total

As end of June 2016

229,176

Refugees and asylum-seekers

Registered in RIMS  
(bio-metric)

Post 1st July 2016

110,746

Refugees  
(new arrivals)

Estimated Arrivals

Estimated South Sudanese in Country

339,922 \*

Refugees and Asylum-Seekers

\* Daily arrival figures since 1st July 2016 are based on manual emergency registration or head-counts/wrist-banding. Confirmed figures will be available as the new arrivals undergo biometric registration (RIMS), managed by Uganda government (OPM).

## Key Statistics for (Post 1st July 2016)



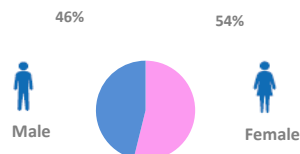
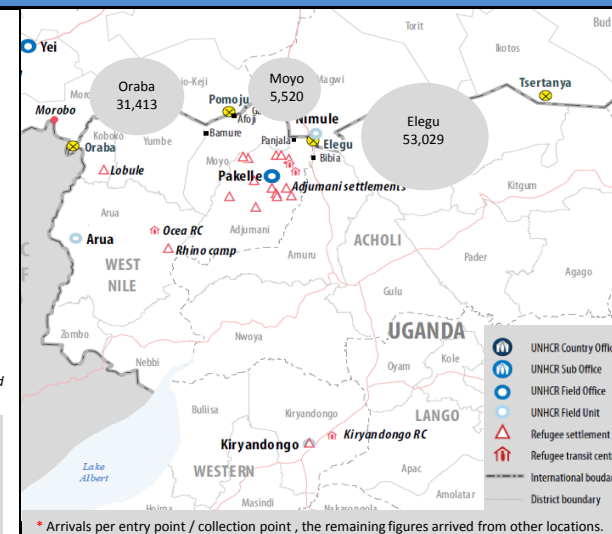
68 %  
of the population are  
Children <18



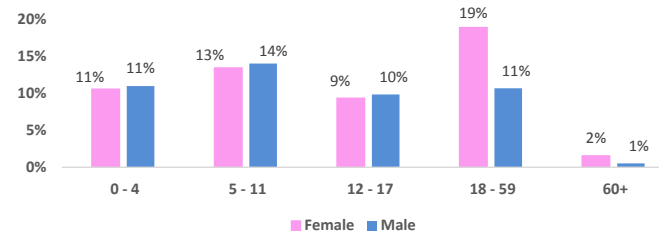
89 %  
of the population are Women  
and Children



2 %  
of the population are  
Elderly

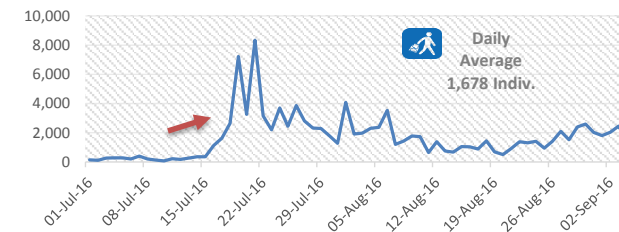


Age gender break down percentage (%) for post 1st July influx



The age-gender breakdown based on the RIMS registration in 2016

New arrivals trend since 1st July 2016



Registered : person of concern who went through level 1/ level 2 registration with government , Unregistered : new arrivals pending registration

Source : Government , Office of the Prime Minister, Refugee Department

Contact : UNHCR, Abdelrahman JABER, Associate Information Management officer, jaber@unhcr.org, Tel: +256(0)772 707057 | Web-portal : <http://data.unhcr.org/>

# Uganda - South Sudan Refugee Situation, Daily Arrivals (Since July 2016)

Date	Elegu	Moyo	Lamwo	Kuluba / Oraba	Kiryandong o	Total
01-Sep-16	324	385	67	904	133	1,813
02-Sep-16	257	0	47	1,731	NR	2,035
03-Sep-16	524	394	5	1,534	NR	2,457
04-Sep-16	145	193	20	1,125	NR	1,483
05-Sep-16						0
06-Sep-16						0
07-Sep-16						0
08-Sep-16						0
09-Sep-16						0
10-Sep-16						0
11-Sep-16						0
12-Sep-16						0
13-Sep-16						0
14-Sep-16						0
15-Sep-16						0
16-Sep-16						0
17-Sep-16						0
18-Sep-16						0
19-Sep-16						0
20-Sep-16						0
21-Sep-16						0
22-Sep-16						0
23-Sep-16						0
24-Sep-16						0
25-Sep-16						0
26-Sep-16						0
27-Sep-16						0
28-Sep-16						0
29-Sep-16						0
30-Sep-16						0
<b>Total</b>	<b>1,250</b>	<b>972</b>	<b>139</b>	<b>5,294</b>	<b>133</b>	<b>7,788</b>

\* Arrivals this month per entry point, collection point.

\* Arrivals in Kiryandong did not show up / registered at the collection points

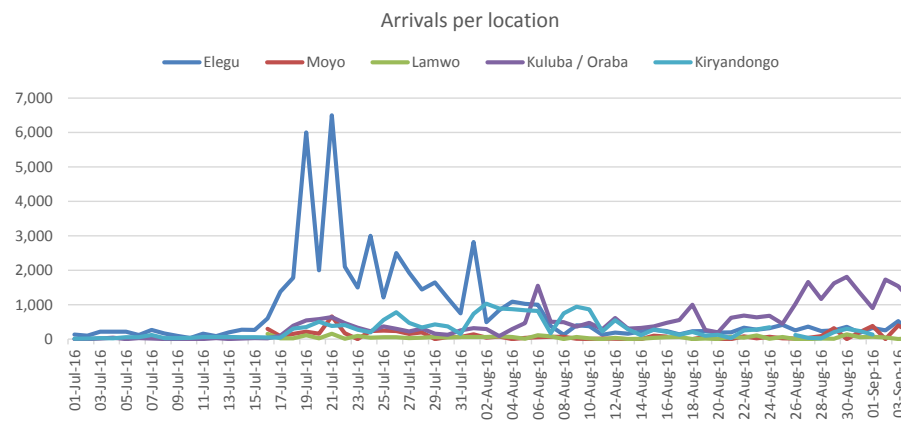
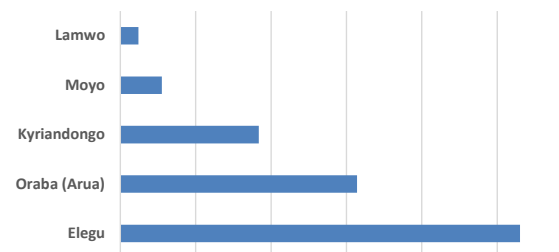
N/R : Not yet received

## Total Arrivals per Month Since 1st July 2016

July	53,531	Oct	Dec
Aug	49,427	Nov	
Sep	7,788		

Location	Total
Elegu	53,029
Oraba (Arua)	31,413
Kyriandongo	18,377
Moyo	5,520
Lamwo	2,407

<b>Total</b>	<b>110,746</b>
<b>Post 7 Jul 2016 i</b>	<b>109,460</b>
<b>Since Jan 2016</b>	<b>145,133</b>



Registered : person of concern who went through level 1/ level 2 registration with government , Unregistered : new arrivals pending registration  
Source : Government , Office of the Prime Minister, Refugee Department

Contact : UNHCR, Abdelrahman JABER, Associate Information Management officer, jaber@unhcr.org,Tel: +256(0)772 707057 |Web-portal : <http://data.unhcr.org/>