

Age and Gender Breakdown by Hosting Location (Biometric Registered)

Age Cohort	Gender	Location				Total
		Mtendeli	Nduta	Nyarugusu		
0-4	Male	5,324	5,432	7,101	17,857	36,129
	Female	5,392	5,705	7,175	18,272	
5-11	Male	5,275	6,009	6,484	17,768	35,743
	Female	5,262	6,234	6,479	17,975	
12-17	Male	3,719	5,109	3,811	12,639	26,135
	Female	3,943	6,239	3,314	13,496	
18-59	Male	10,168	8,437	14,308	32,913	68,088
	Female	9,766	9,368	16,041	35,175	
=>60	Male	600	403	920	1,923	3,528
	Female	539	381	685	1,605	
Total		49,988	53,317	66,318		169,623
Biometric Registered		14,613	17,587	22,208		

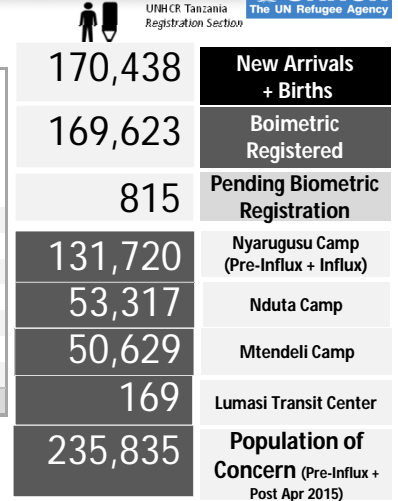


Place of Origin (Biometric Registered)

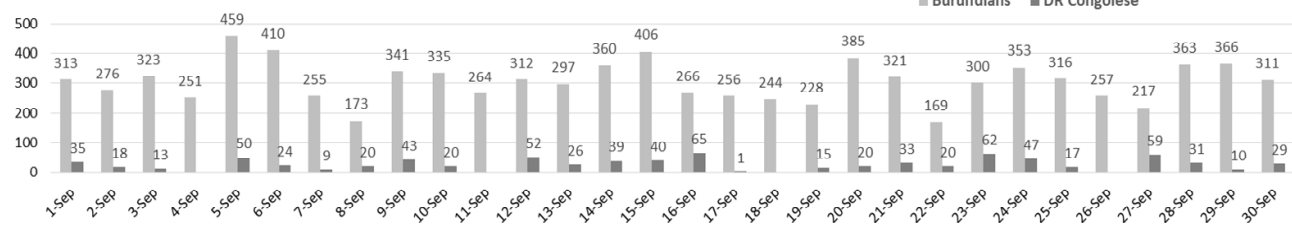
Origin Country	Province	Male	Female	Total	%
Burundi	Makamba	32,335	31,802	64,137	38%
	Ruyigi	12,471	13,350	25,821	15%
	Bururi	7,286	7,758	15,044	9%
	Rutana	5,567	5,979	11,546	7%
	Muyinga	6,094	5,963	12,057	7%
	Cankuzo	4,082	4,128	8,210	5%
	Bujumbura Mairie	2,174	2,765	4,939	3%
	Gitega	1,954	2,640	4,594	3%
	Karuzi	1,713	2,668	4,381	3%
	Kirundo	2,202	2,170	4,372	3%
	Bujumbura Rural	1,673	1,813	3,486	2%
	Ngozi	1,434	1,511	2,945	2%
	Kayanza	452	477	929	1%
	Cibitoke	382	419	801	0%
	Muramvya	277	421	698	0%
Bubanza	314	356	670	0%	
Mwaro	93	143	236	0%	
Congo DR	Sud Kivu (ADM1)	2,423	1,966	4,389	3%
	Nord Kivu	146	152	298	0%
	Katanga	13	24	37	0%
	Kinshasha	2	5	7	0%
	Kasai Oriental	0	3	3	0%
Bas Congo	1	1	2	0%	
Rwanda/Others	Butare	12	4	16	0%
	Others	0	4	4	0%
Uganda	Others	1	1	2	0%
Total		83,100	86,523	169,623	100%

Population of Concern Distribution by Arrival Period/Hosting Location

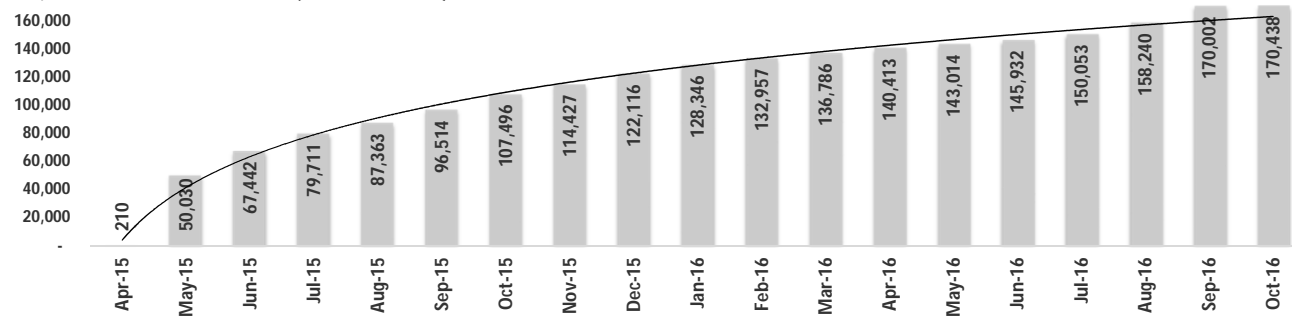
Origin Country	Pre-Influx Pop	Post April 2015 (Influx)										Population of Concern (Pre-Influx + Post April 2015)	
		Nyarugusu		Nduta		Mtendeli		Transit Center	Total Post April 2015 (Influx)				
	Arrivals	Births	Arrivals	Births	Arrivals	Births	Arrivals		Births	Arrivals	Births		
Burundi	2,719	58,288	2,821	51,865	1,452	49,946	683	169	160,268	4,956	165,224	167,943	71.2%
Congo (DR)	62,505	4,966	218						4,966	218	5,184	67,689	28.7%
Rwanda	77	18							18		18	95	0.0%
Uganda	13	1							1		1	14	0.0%
Sudan	9	1							1		1	10	0.0%
Kenya	11	1							1		1	12	0.0%
Others	63	9							9		9	72	0.0%
Total	65,397	63,284	3,039	51,865	1,452	49,946	683	169	165,264	5,174	170,438	235,835	100.0%
		66,323		53,317		50,629							



Arrivals September 2016



Cumulative Arrivals (Month to Month)



The current Burundi refugee situation in Tanzania began late April 2015. The months that followed saw significantly high number of persons of concern arriving in Tanzania, mainly through Kagunga, a tiny border village along Lake Tanganyika and other entry points in Kigoma region. The population was relocated to Nyarugusu camp, which was already host to 65,000 persons of concern, mainly DR Congolese. The camp quickly ran out of capacity to host the new population, prompting the opening of a new camp, Nduta, in Kibondo district on 07-Oct-2015. Nduta's capacity has been put at 60,000. Another camp, Mtendeli in Kakonko district, also began officially receiving refugees from Burundi on 14-Jan-2016. The two new camps will host Burundian refugees, while other nationals fleeing the Burundi situation, mostly DR Congolese will continue to be hosted in Nyarugusu.