



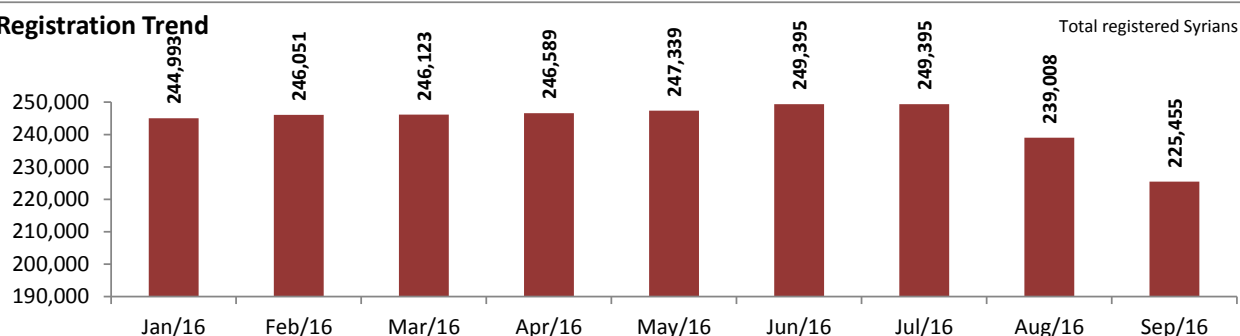
Registration Unit

Total Persons of Concern

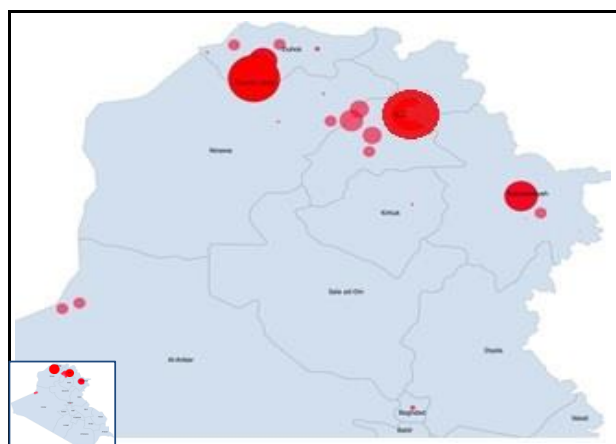
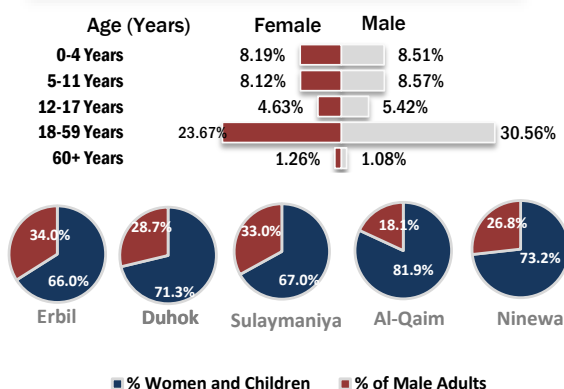
Individuals
225,455

Households
73,866

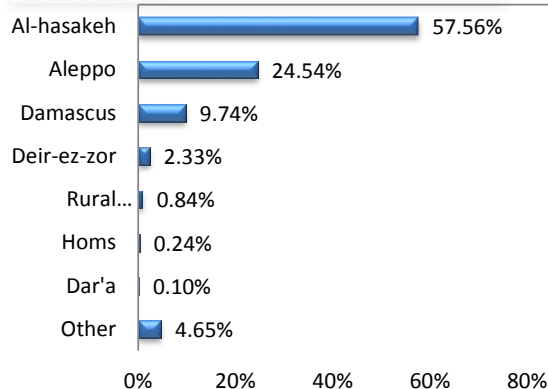
Registration Trend


This profile is based on **225,455** proGres registered individuals

Age and Gender Breakdown

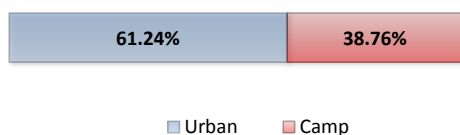


Place of Origin



Governorate	Individuals	Households	% Total
Duhok	80,392	22,744	35.66%
Erbil	108,157	38,260	47.97%
Sulaymaniyah	28,431	10,046	12.61%
Anbar	4,487	1,144	1.99%
Ninewa	1,592	538	0.71%
Kirkuk	906	311	0.40%
Baghdad	690	353	0.31%
Other	800	470	0.35%
Total Iraq	225,455	73,866	100%

Camp and non-camp population comparison



Camps Registered Population			
Camp	Individuals	Households	% Total
Al-Obaidi Camp	1,512	316	1.73%
Akre Settlement	1,143	278	1.31%
Domiz Camp 1	31,091	8,331	35.58%
Domiz Camp 2	7,697	1,846	8.81%
Gawilan Camp	7,520	1,790	8.61%
Basirma Camp	3,467	826	3.97%
Darashakran Camp	11,394	2,682	13.04%
Kawergosk Camp	9,699	2,680	11.10%
Qushtapa Camp	6,741	1,840	7.71%
Arbat Camp	7,122	1,814	8.15%
Total	87,386	22,403	100%

From 16 June 2014, as Al-Obaidi Camp became inaccessible to UN agencies and other humanitarian staff, the camp registered population figure is not updated.