



## Key Facts

**2,500** Estimated number of UAC currently in Greece based on referrals to EKKA (as of 19 October)

**1,140** Total number of places available in UAC shelters (filled, pending assigned cases as of 19 October)

**1,604** Total number of UAC on waiting list for shelter (as of 19 Oct.) including:

- **332** in closed reception facilities
- **27** in protective custody

**4,210** Total number of UAC referrals to EKKA from 1 Jan to 19 Oct 2016. Out of the total:

- **3831** boys (91%)
- **379** girls (9%)
- **686** <14 years old (16%)

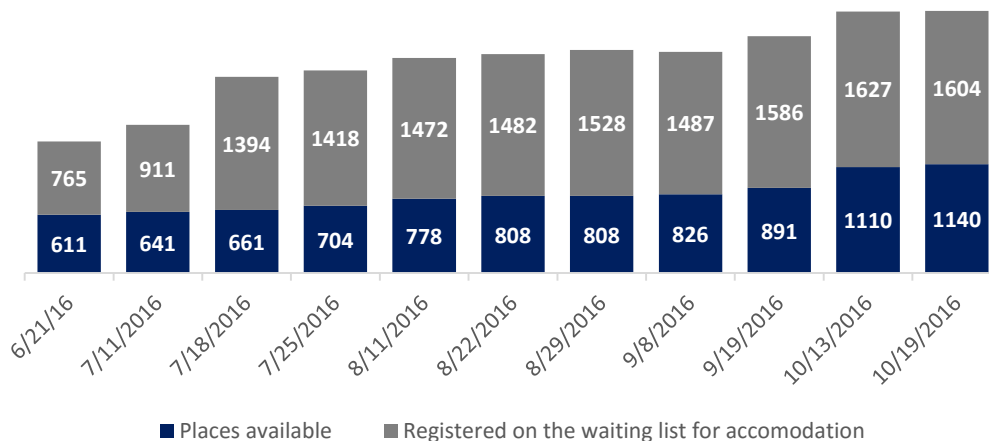
Figures dynamically change and may be adjusted based on verification by EKKA

# Situation Update: Unaccompanied Children (UAC) in Greece

19 October 2016

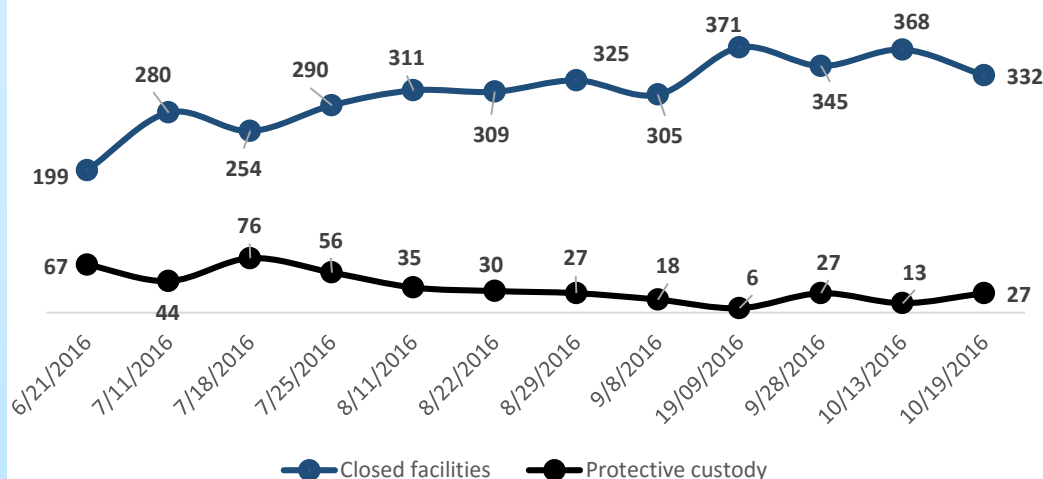
Number of places available in UAC shelters (filled, pending assigned cases) vs. Numbers of additional requests for placement on waiting list

21 June- 19 October 2016



Number of UAC placed in Protective Custody/Closed Facilities

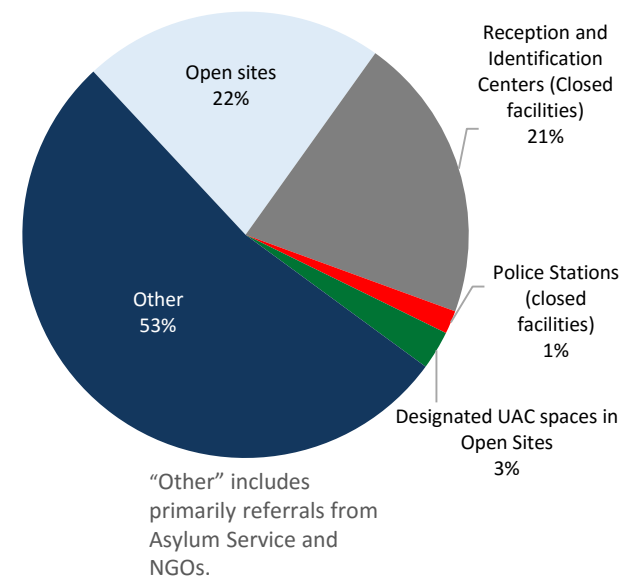
21 June – 19 October 2016 (based on requests by referral agents)



Percentage of UAC on the waiting list by location

as of 19 October 2016

(based on requests by referral agents\*)



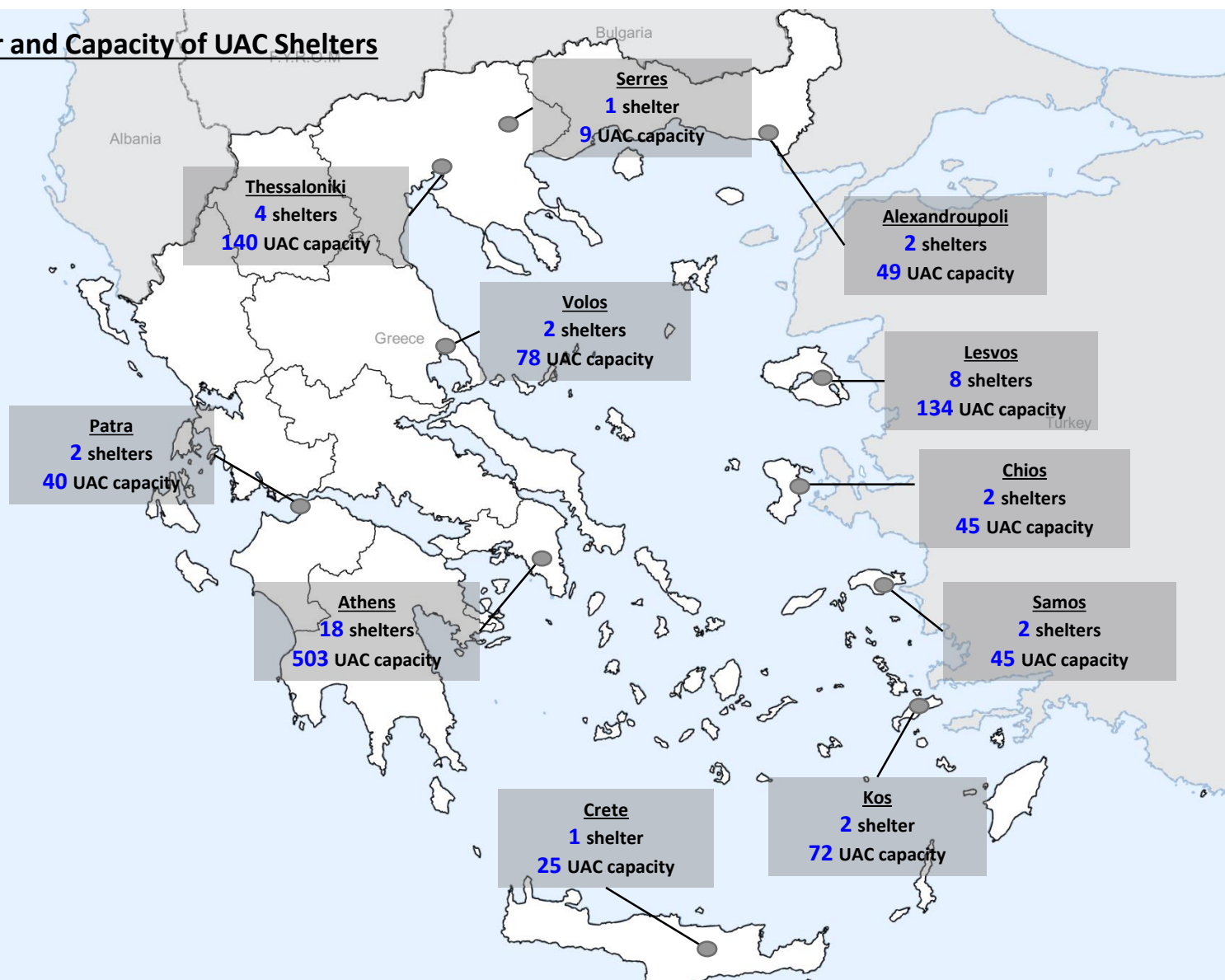
\*Referrals to open facilities carried out by referral agents including Asylum Service, NGOs, INGOs, Public Prosecutors.

With support from:

# Situation Update: Unaccompanied Children (UAC) in Greece

19 October 2016

## Number and Capacity of UAC Shelters



### Key Facts

as of 19 October 2016

**44** Total number of shelters for UAC (Long-term and transit).

**1,140** places for UAC accommodation in shelters (increased from capacity of 423 in March 2016).

**188** places planned additional capacity for UAC including in:

- Athens
- Thessaloniki

With support from:

# Situation Update: Unaccompanied Children (UAC) in Greece

1 January 2016 – 30 September 2016



National Center for Social Solidarity

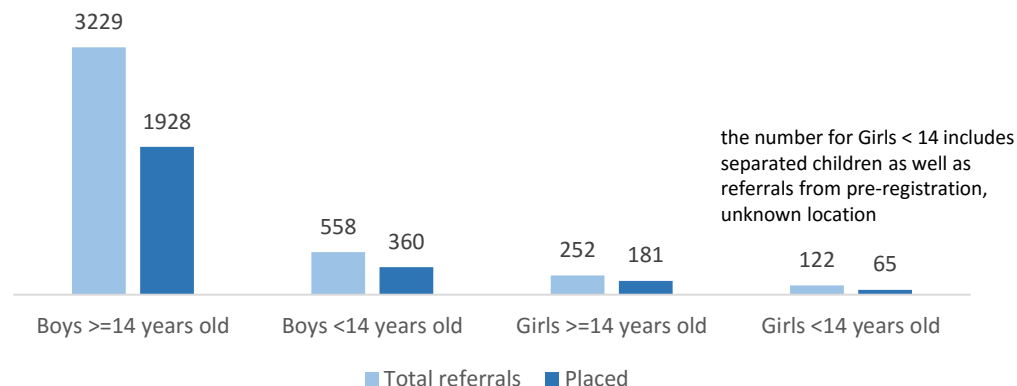
Number of UAC Referrals to EKKA by month\*



\* Increase in July due to pre-registration exercise and referrals from the Asylum service

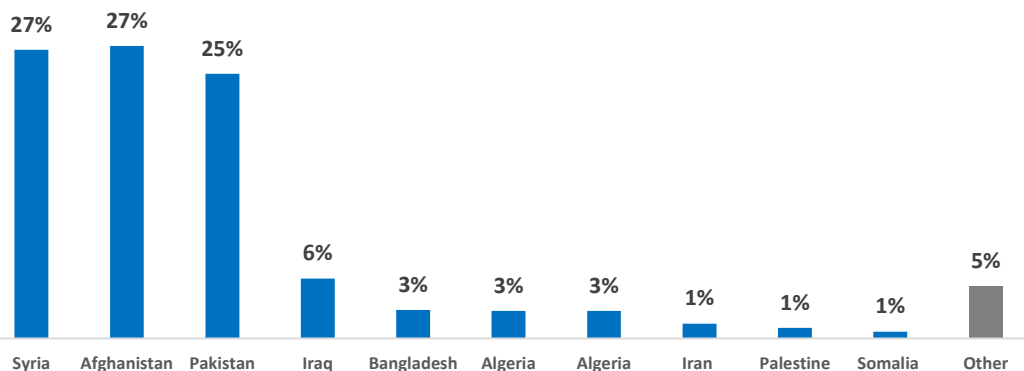
Total UAC referrals to EKKA vs. Total UAC placed in shelters disaggregated by Sex/Age

1 January – 30 September, 2016



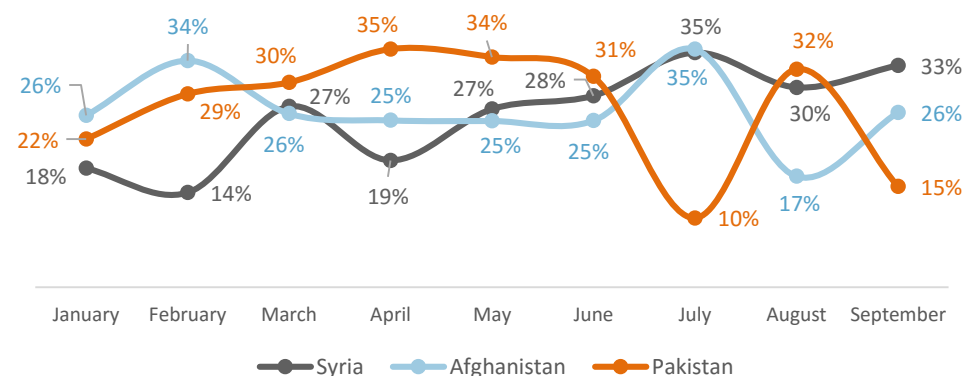
Total number of UAC referrals to EKKA by nationality

1 January - 30 September, 2016



Monthly UAC referrals to EKKA by nationality

1 January – 30 September 2016



With support from:

