

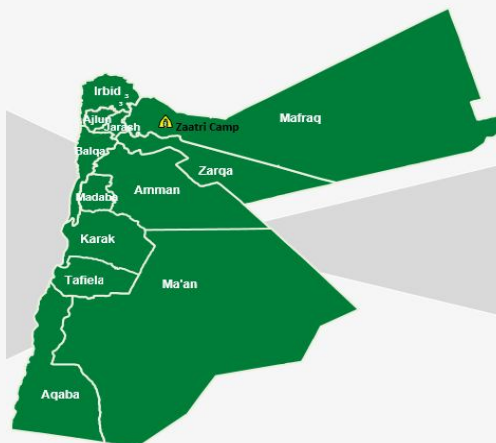
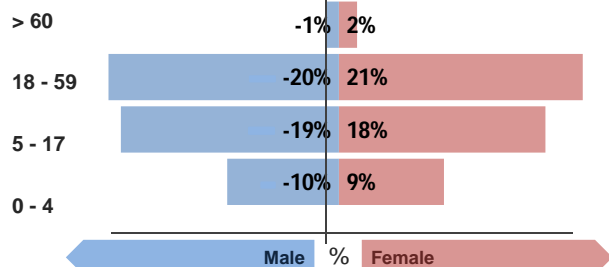


Refugee population

Total refugee population:

79,422

Demographic breakdown:



Key facts

Camp opened:

July 2012

Indicators at a glance

1 Health utilisation rate	6.5	X
2 Number of consultations per clinician per day	31	✓
3 Hospitalisation rate (/1000/year)	50.0	
4 Referral rate (/1000/month)	8.3	
5 % deliveries attended by skilled personnel	100.0%	✓
6 Crude Mortality Rate (CMR) (/1000/month)	0.1	✓
7 Under-five Mortality Rate (U5MR) (/1000/month)	0.2	✓
8 Neonatal Mortality Rate (NNMR) (/1000 livebirths)	6.8	✓

Notes

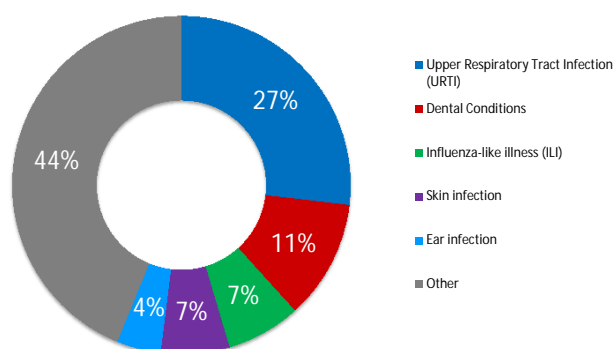
This public health profile for Za'atri refugee camp is compiled from health facility data from the following partners:

- IMC Clinic
- JHAS Clinic
- MdM Clinic
- Moroccan Field Hospital
- Saudi Clinic
- MSF Holland
- RAF Qatari Clinic
- AMR Clinic 1 (Comprehensive Charitable Medical Center)
- AMR Clinic 2 (Maternity and Childhood Center)
- IRC Clinic

Data is collected using standardised Health Information System (HIS) data collection and reporting tools and aims to be as accurate as possible.

Morbidity

Acute health conditions (%)

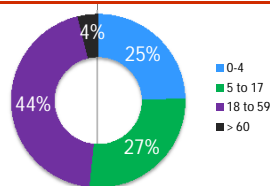


Top 5 acute health conditions

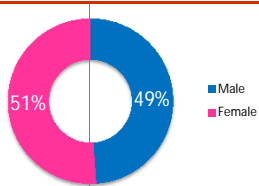
	% morbidity	# of cases
1 Upper Respiratory Tract Infection (URTI)	27%	20,523
2 Dental Conditions	11%	8,713
3 Influenza-like illness (ILI)	7%	5,430
4 Skin infection	7%	5,013
5 Ear infection	4%	3,229
- Other	44%	33,463

Breakdown of acute health conditions

by age



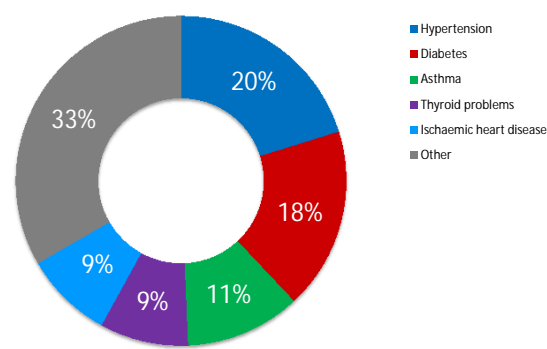
by gender



UNHCR gratefully acknowledges the support of the following partners:



Chronic health conditions (%)

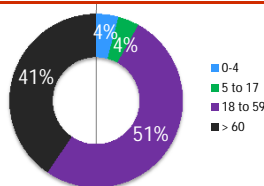


Top 5 chronic health conditions

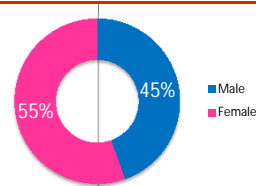
	% morbidity	# of cases
1 Hypertension	20%	3,604
2 Diabetes	18%	3,188
3 Asthma	11%	2,021
4 Thyroid problems	9%	1,548
5 Ischaemic heart disease	9%	1,547
- Other	33%	5,961

Breakdown of chronic health conditions

by age



by gender



Public Health

Health Impact

Indicator	Standard
Crude Mortality Rate (CMR) (/1000/month)	0.1 < 0.51 ✓
Under-five Mortality Rate (U5MR) (/1000/month)	0.2 < 1.5 ✓
Neonatal Mortality Rate (NNMR) (/1000 livebirths)	6.8 < 14.9 ✓

Access and utilization

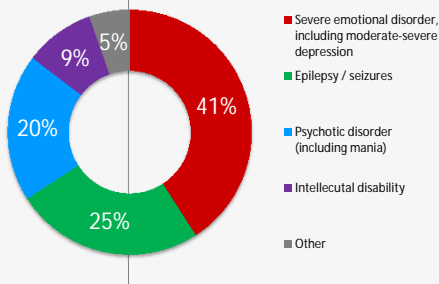
No. of health facilities	1 : 9891	1 : < 10,000	✓
Total number of consultations	128,919		
Health utilisation rate	6.5	1 - 4	X
No. of consultations per trained clinician per day	31	< 50	✓

Outbreak Alert and Response

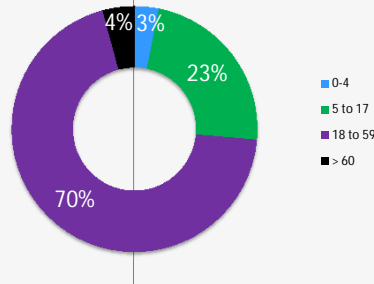
Indicator	Standard
Number of outbreaks reported	0
% of outbreaks investigated within 48 hours	100%
Laboratory	
Number of laboratory samples	48,213

Breakdown of mental health conditions

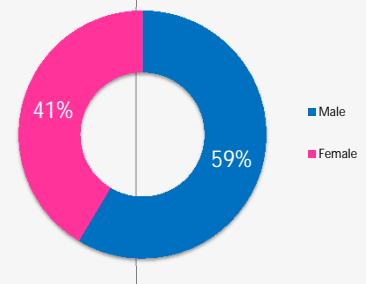
By cause



By age

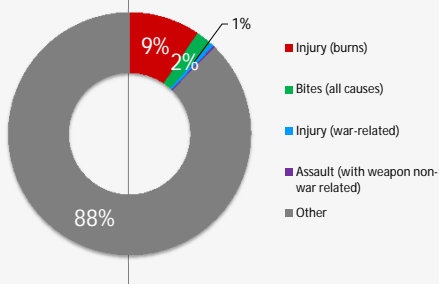


By gender

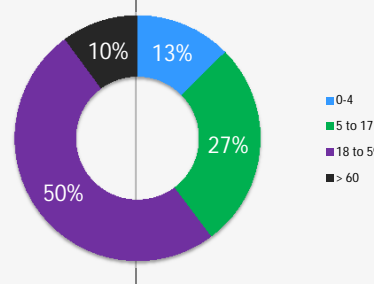


Breakdown of injuries

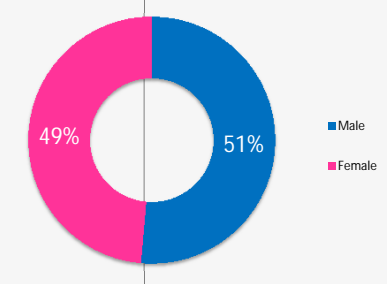
By cause



By age



By gender



In-patient and referral

In-patient department

Indicator	Standard
Hospitalisation rate (/1000/year)	50.0 50 - 150
Bed occupancy rate	47% > 75% X
Mean length of stay for authorised discharges (days)	3.3

Indicator	Standard
Overall case fatality rate	0%
Proportion of deaths within 24 hours of admission	0%

Reproductive Health

Antenatal care

Indicator	Standard
Coverage of antenatal care (4 or more visits)	77% ≥ 90% X
Coverage of TT vaccination	73% ≥ 90% X
Coverage of anaemia screening in pregnancy	96% ≥ 90% ✓

Delivery care

Proportion of deliveries attended by skilled personnel	100.0% ≥ 90% ✓
Proportion of deliveries performed by caesarean section	24% 5 - 15% X
Proportion of low birth weight deliveries (<2500g)	1% < 15% ✓

Maternal mortality

Number of maternal deaths reported	0
% of maternal deaths investigated within 48 hours	0% 100%

Postnatal care

Indicator	Standard
Coverage of postnatal care	57% ≥ 90% X

Sexual and Gender-based Violence

Incidence of rape (reported cases/10,000/year)*	1.0	^	🚩
% of rape survivors who received PEP** < 72 hours	100%	100%	^
% of rape survivors who received ECP*** < 120 hours	N/A	100%	^
% of rape survivors who received STI**** prophylaxis < 2 wks	100%	100%	^

*Only includes rapes reported at health facilities **Post-exposure prophylaxis ***Emergency contraceptive pill ****Sexually transmitted infection



View interactive maps and statistics online
<http://twine.unhcr.org>

Legend:

✓ Standard met

🚩 Interpret data with care



Standard borderline

? Data missing



Standard not met

